

**PARTS
CATALOGUE
CATALOGO
DE REPUESTOS**

E115A'03(61U2)

E115A TUNA'03(61U2)

YAMAHA
GENUINE
Parts & Accessories

2B61U-200S1

A1

FOREWORD

This Parts Catalogue is related to the parts for the model(s) in the below frame. When you are ordering replacement parts, please refer to this Parts Catalogue and quote both part numbers and part names correctly.

E115A'03(61U2), E115A-TUNA'03(61U2)

1. Modifications or additions which have been made after issue of the Parts Catalogue will be announced in the Yamaha Parts News.
It is advisable that you make necessary corrections to the Parts Catalogue according to the Yamaha Parts News.

2. Abbreviations

The Following abbreviations are used in this Parts Catalogue.

“UR” Use specified parts number.

“UN” Use as many as needed.

“AP” Alternate Parts

“LM” Local Made
(Parts need to be ordered locally)

“O/S” Over Size

3. Parts, which are to be supplied in an assembly, are listed with a dot(.) in front of the part name as shown below.

EXAMPLE

CARBURETOR ASSY
.JET, PILOT
.NOZZLE, MAIN

4. Number of component for assembly

The numeral appearing to the right of each component part indicates the quantity of parts for each assembly unit.

EXAMPLE

PART NO.	DESCRIPTION	u	u	u	u	REMARKS
6E0-85500-70	C.D.I. MAGNETO ASSY	1				
6E0-85550-70	.ROTOR ASSY	1				
6E0-15723-00-94	.PULLY, STARTER	1				

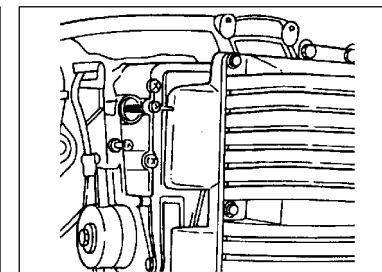
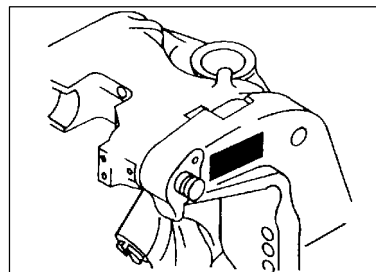
5. Quantity Column Information

NAME for Q'TY COLUMN	APPLICABLE MODEL
ET	E115AET
E	E115AE
WH	E115AWH
MH	E115AMH

6. Applicable Starting Serial No. and Color Code

1) Engine Starting Serial No.

E115AET L/X	6E5 : 1000001	E115AWH L/Y/X	6E5 : 1000001
E115AE L/X	6E5 : 1000001	E115AMH L/Y/X	6E5 : 1000001



2) Color Code

Color Code	Color Name	Abbreviation
004D	DARK BLUISH GRAY METALLIC 2	DBNM2

7. Note that the illustrations for reference in finding parts numbers, not to be used for assembling. When assembling, please use the applicable service manual.
8. The asterisk (*) before a reference number indicates modification items after the first edition.

CONTENTS

SHEET 1/2

TOP COWLING 1	A4
TOP COWLING 2	A5
CYLINDER. CRANKCASE 1	A6
CRANKSHAFT. PISTON	B1
CYLINDER. CRANKCASE 2	B3
INTAKE 1	B4
INTAKE 2	B6
CARBURETOR 1	C1
CARBURETOR 2	C3
FUEL 1	C5
FUEL 2	C7
FUEL 3	D2
STARTER	D3
GENERATOR	D6
ELECTRICAL 1	D7
ELECTRICAL 2	E1
ELECTRICAL 3	E3
STARTING MOTOR	E4
BOTTOM COWLING	E5
STEERING	E7
CONTROL	F3
BRACKET 1	F6

INDEX

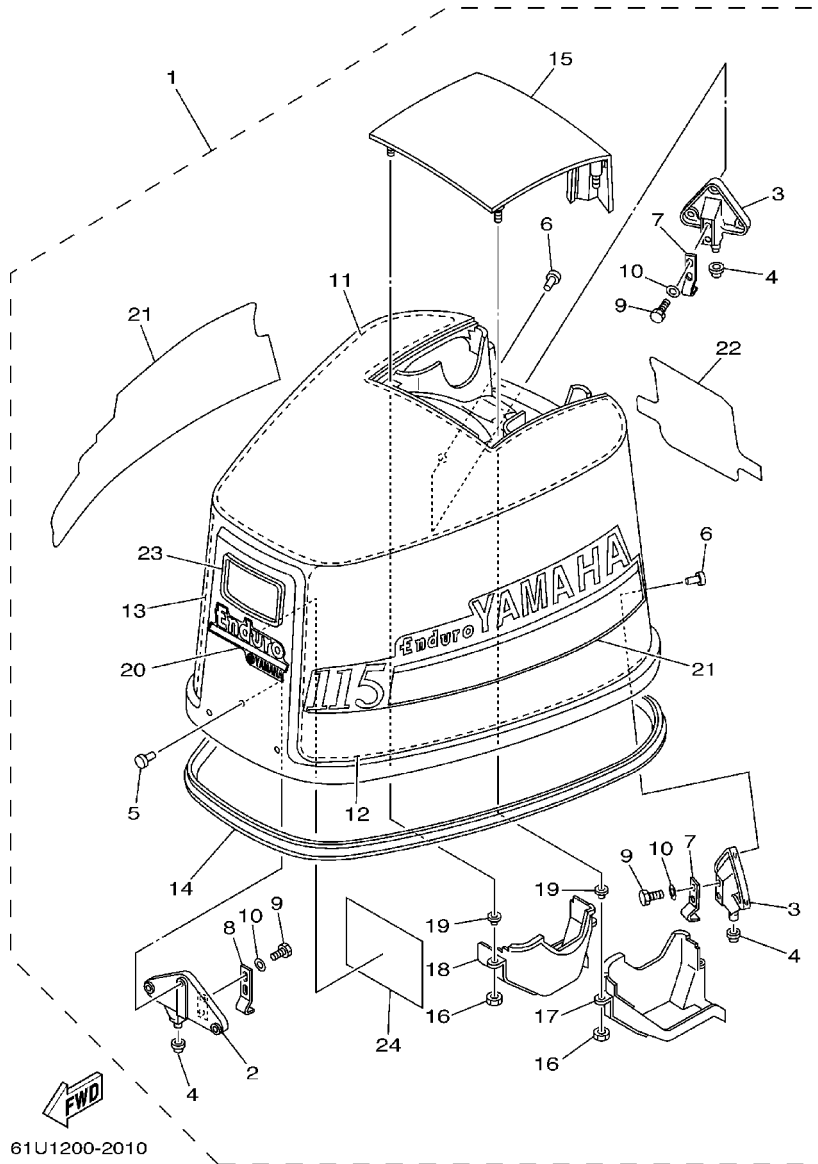
NUMERICAL INDEX	G1
-----------------------	----

SHEET 2/2

BRACKET 1	A4*
BRACKET 2	A5*
BRACKET 3	A7*
BRACKET 4	B2*
BRACKET 5	B4*
POWER TRIM & TILT ASSY 1	B7*
POWER TRIM & TILT ASSY 2	C2*
UPPER CASING	C4*
LOWER CASING. DRIVE 1	C6*
LOWER CASING. DRIVE 2	D3*
FUEL TANK	D5*
STEERING GUIDE	D6*
REMOTE CONTROL BOX	D7*
REMOTE CONTROL ASSY	E1*
METER	E4*
REPAIR KIT 1	E5*
REPAIR KIT 2	E7*

INDEX

NUMERICAL INDEX	G1*
-----------------------	-----



61U1200-2010

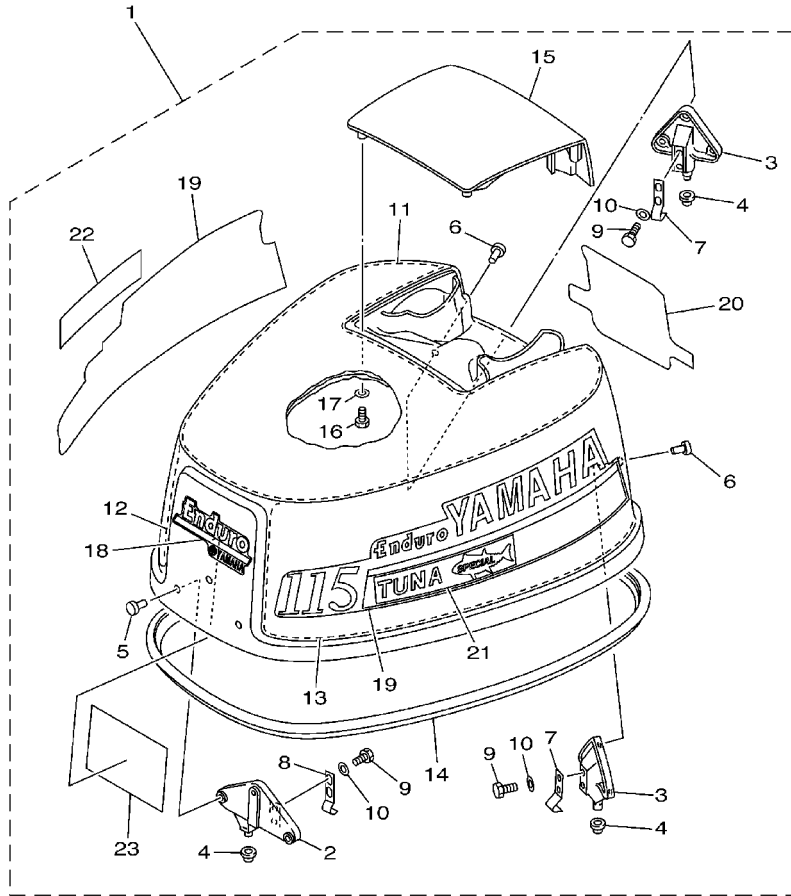
FIG. 1 TOP COWLING 1

SOPORTE SUPERIOR 1

REF. NO.	PART NO. CODIGO NO.	DESCRIPTION DESCRIPTION	ET	E	WH	MH	REMARKS OBSERVACION
1	61U-42610-L0-4D	TOP COWLING ASSY SOPORTE SUPERIOR COMPL.			1	1	
2	6E5-42647-00-94	.HOLDER, CLAMP BAND .MORDAZA DE ABRAZADERA			1	1	
3	6E5-42649-01-94	.HOLDER, CLAMP BAND .MORDAZA DE ABRAZADERA			2	2	
4	663-42662-00	.DAMPER .AMORTIGUADOR			3	3	
5	90266-06009	.RIVET .REMACHE			3	3	
6	90266-06M02	.RIVET .REMACHE			6	6	
7	6E5-42652-00	.HOOK .GANCHO			2	2	
8	688-42652-00	.HOOK .GANCHO			1	1	
9	97095-06016	.BOLT .PERNO			6	6	
10	92995-06600	.WASHER .ARANDELA			6	6	
11	6E5-42617-00	.DAMPER, FORM .HULE DE FORMA			1	1	
12	61U-42619-10	.DAMPER, FORM .HULE DE FORMA			1	1	
13	61U-42627-10	.DAMPER, FORM .AMORTIGUADOR FORMA 3			1	1	
14	6E5-42615-00	.SEAL .SELLO			1	1	
15	6G5-42613-00-4D	.MOLDING, AIR DUCT .MOLDURA CONDUCTO AIRE			1	1	
16	90179-06M24	.NUT .TUERCA			4	4	
17	61U-42626-00	.LOUVER, 1 .AMORTIGUADOR 1			1	1	
18	61U-42636-00	.LOUVER 2 .REJILLA 2			1	1	
19	90387-06M35	.COLLAR .COLLAR			4	4	
20	61U-42677-J0	.GRAPHIC, FRONT .CALCAMONIA FRONTAL			1	1	
21	61U-W0070-H0	.GRAPHIC SET .JUEGO DE EMBLEMA			1	1	
22	61U-42678-H0	.GRAPHIC, REAR .CALCAMONIA TRASERA			1	1	
23	697-15761-01	.SEAL, RUBBER 1 .SELLO DE GOMA 1			1	1	
24	677-13437-08	.MARK, CAUTION .MARKER			1	1	

FIG. 2 TOP COWLING 2

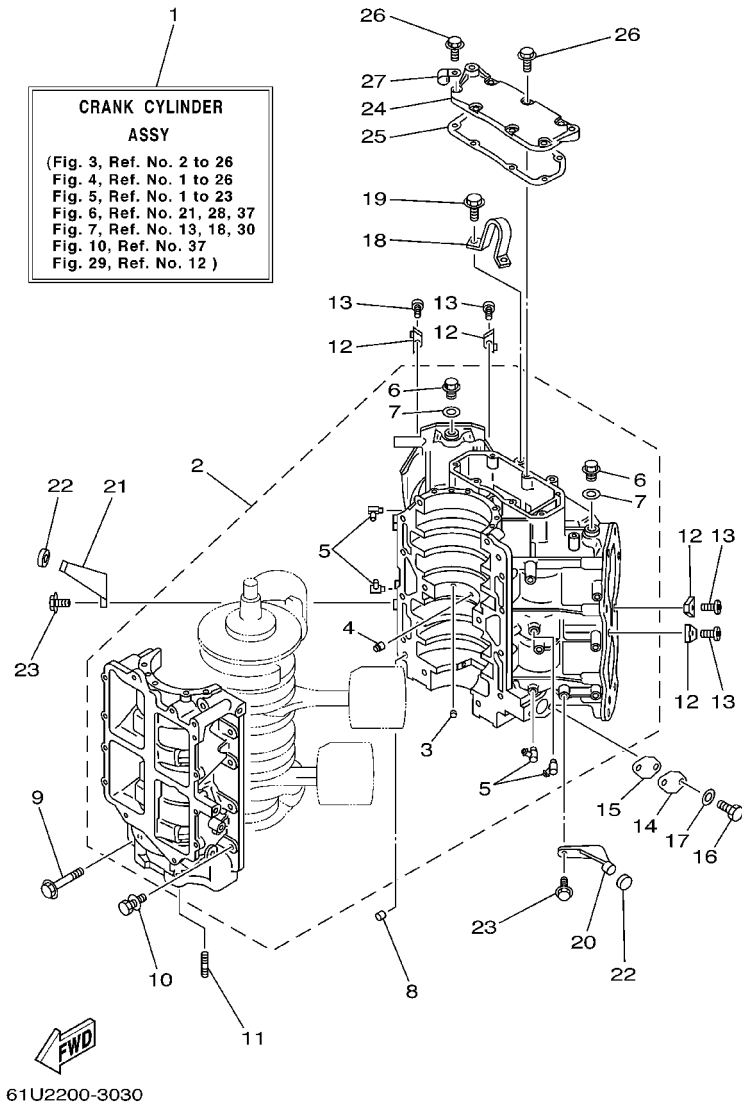
SOPORTE SUPERIOR 2



FWD
61U1200-2020

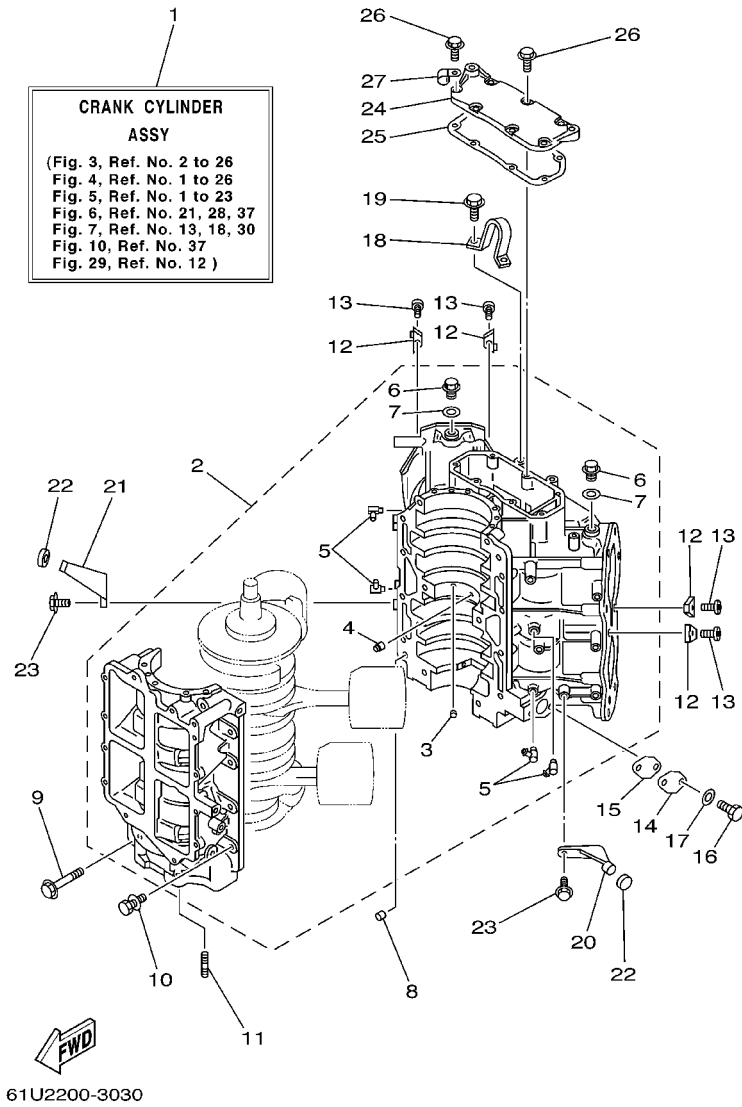
REF. NO.	PART NO. CODIGO NO.	DESCRIPTION DESCRIPTION	ET	E	WH	MH	REMARKS OBSERVACION
1	61U-42610-K0-4D	TOP COWLING ASSY SOPORTE SUPERIOR COMPL.	1	1			
	61U-42610-U0-4D	TOP COWLING ASSY SOPORTE SUPERIOR COMPL.	1	1			FOR TUNA
2	6E5-42647-00-94	.HOLDER, CLAMP BAND .MORDAZA DE ABRAZADERA	1	1			
3	6E5-42649-01-94	.HOLDER, CLAMP BAND .MORDAZA DE ABRAZADERA	2	2			
4	663-42662-00	.DAMPER .AMORTIGUADOR	3	3			
5	90266-06009	.RIVET .REMACHE	3	3			
6	90266-06M02	.RIVET .REMACHE	6	6			
7	6E5-42652-00	.HOOK .GANCHO	2	2			
8	688-42652-00	.HOOK .GANCHO	1	1			
9	97095-06016	.BOLT .PERNO	6	6			
10	92995-06600	.WASHER .ARANDELA	6	6			
11	6E5-42617-00	.DAMPER, FORM .HULE DE FORMA	1	1			
12	6E5-42619-00	.DAMPER, FORM .HULE DE FORMA	1	1			
13	6E5-42627-00	.DAMPER, FORM .AMORTIGUADOR FORMA 3	1	1			
14	6E5-42615-00	.SEAL .SELLO	1	1			
15	6E5-42613-01-4D	.MOLDING, AIR DUCT .MOLDURA CONDUCTO AIRE	1	1			
16	97095-06016	.BOLT .PERNO	4	4			
17	92995-06600	.WASHER .ARANDELA	4	4			
18	61U-42677-J0	.GRAPHIC, FRONT .CALCAMONIA FRONTAL	1	1			
19	61U-W0070-H0	.GRAPHIC SET .JUEGO DE EMBLEMA	1	1			
20	61U-42678-H0	.GRAPHIC, REAR .CALCAMONIA TRASERA	1	1			
21	688-42681-61	.MARK, COWLING .MARCA DE CUBIERTA	1	1			FOR TUNA
22	688-42682-61	.MARK, COWLING .MARCA DE CUBIERTA	1	1			FOR TUNA
23	677-13437-08	.MARK, CAUTION .MARKER	1	1			

FIG. 3 CYLINDER. CRANKCASE 1 CILINDRO. CARTER 1



REF. NO.	PART NO. CODIGO NO.	DESCRIPTION DESCRIPTION	ET	E	WH	MH	REMARKS OBSERVACION
1	61U-W0090-04-1S	CRANK CYLINDER ASSY BLOQUE MOTOR COMPLETO	1	1	1	1	
2	61U-15100-00-1S	CRANKCASE ASSY CARTER COMPLETO	1	1	1	1	
3	624-11379-00	.VALVE, CHECK .VALVULA DE CONTROL	1	1	1	1	
4	663-11518-01	.LOCK, BEARING .SEGURO BALERO	1	1	1	1	
5	6E5-11372-01	.NIPPLE, HOSE .NIPLE DE MANGUERA	4	4	4	4	
6	90340-14M00	.PLUG, STRAIGHT SCREW .TORNILLO, DE DRENAJE	2	2	2	2	
7	90430-14115	.GASKET .JUNTA	2	2	2	2	
8	93608-12063	PIN, DOWEL PASADOR DE CLAVIJA	2	2	2	2	
9	90105-10M20	BOLT, FLANGE TORNILLO	6	6	6	6	
10	90119-08M94	BOLT, WITH WASHER TORNILLO CON ARANDELA	8	8	8	8	
11	90116-08M45	BOLT, STUD ESPARRAGO	2	2	2	2	
12	6E5-11325-00	ANODE ANODO	4	4	4	4	
13	98780-04015	SCREW, FLAT HEAD TORNILLO CABEZA PLANA	4	4	4	4	
14	6R3-1131M-01	COVER CUBIERTA	1	1	1	1	
15	6R3-11397-01	GASKET EMPAQUE	1	1	1	1	
16	97013-06016	BOLT PERNO	2	2	2	2	
17	92903-06600	WASHER, PLATE RONDANA SENCILLA	2	2	2	2	
18	6E5-11119-01	HANGER, ENGINE SOPORTE DEL MOTOR	1	1			
	61U-11119-01	HANGER, ENGINE SOPORTE DEL MOTOR			1	1	
19	90119-08MA3	BOLT, WITH WASHER TORNILLO CON ARANDELA	2	2	2	2	
20	6E5-42761-00-1S	STOPPER RETEN 1	1	1	1	1	
21	6E5-42762-00-1S	STOPPER RETEN 2	1	1	1	1	
22	68F-44533-00	DAMPER, UPPER MOUNT RUBBER AMORTIGUADOR SUPERIOR	2	2	2	2	
23	90119-06MA2	BOLT, WITH WASHER TORNILLO CON ARANDELA	4	4	4	4	
24	6E5-11371-00-1S	COVER CUBIERTA 1	1	1	1	1	
25	6E5-11381-A2	GASKET 1 EMPAQUE 1	1	1	1	1	
26	90119-06MA2	BOLT, WITH WASHER TORNILLO CON ARANDELA	7	7	7	7	

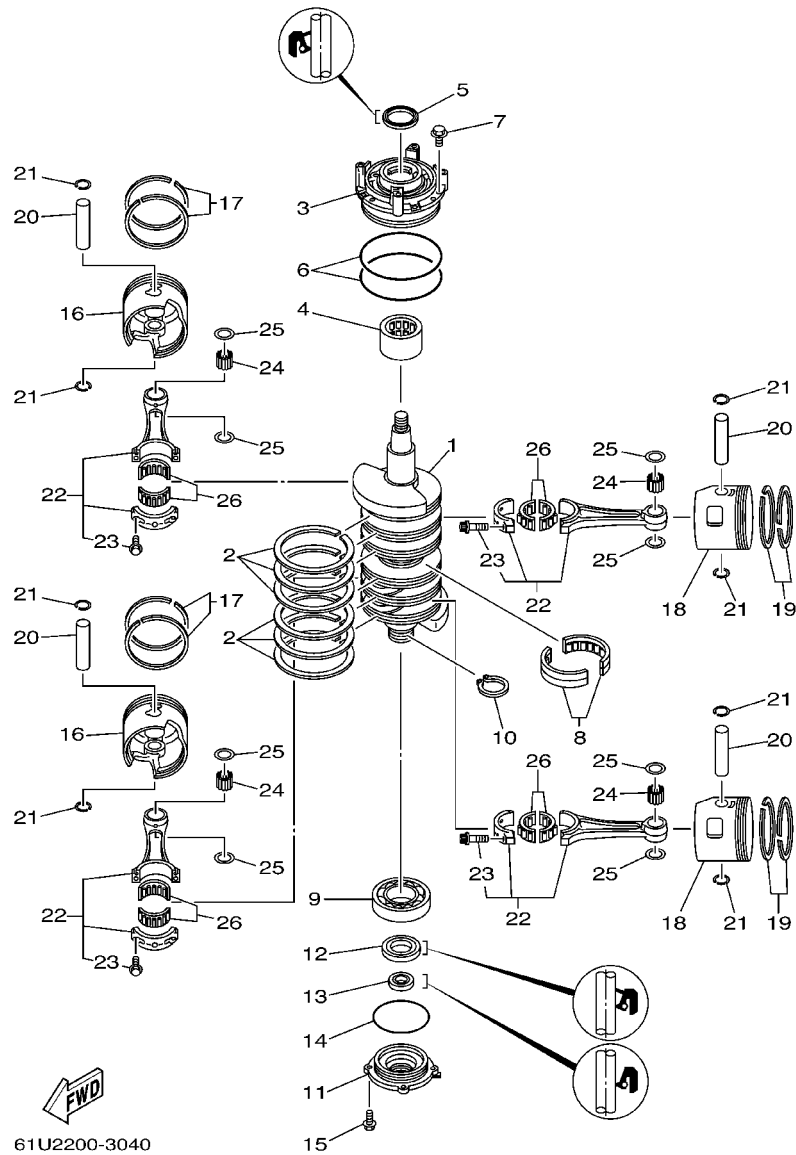
FIG. 3 CYLINDER. CRANKCASE 1 CYLINDRO. CARTER 1



REF. NO.	PART NO. CODIGO NO.	DESCRIPTION DESCRIPTION	ET	E	WH	MH	REMARKS OBSERVACION
27	90465-06M86	CLAMP BRIDA	1	1	1	1	

FIG. 4 CRANKSHAFT. PISTON

CIGUENAL. PISTON



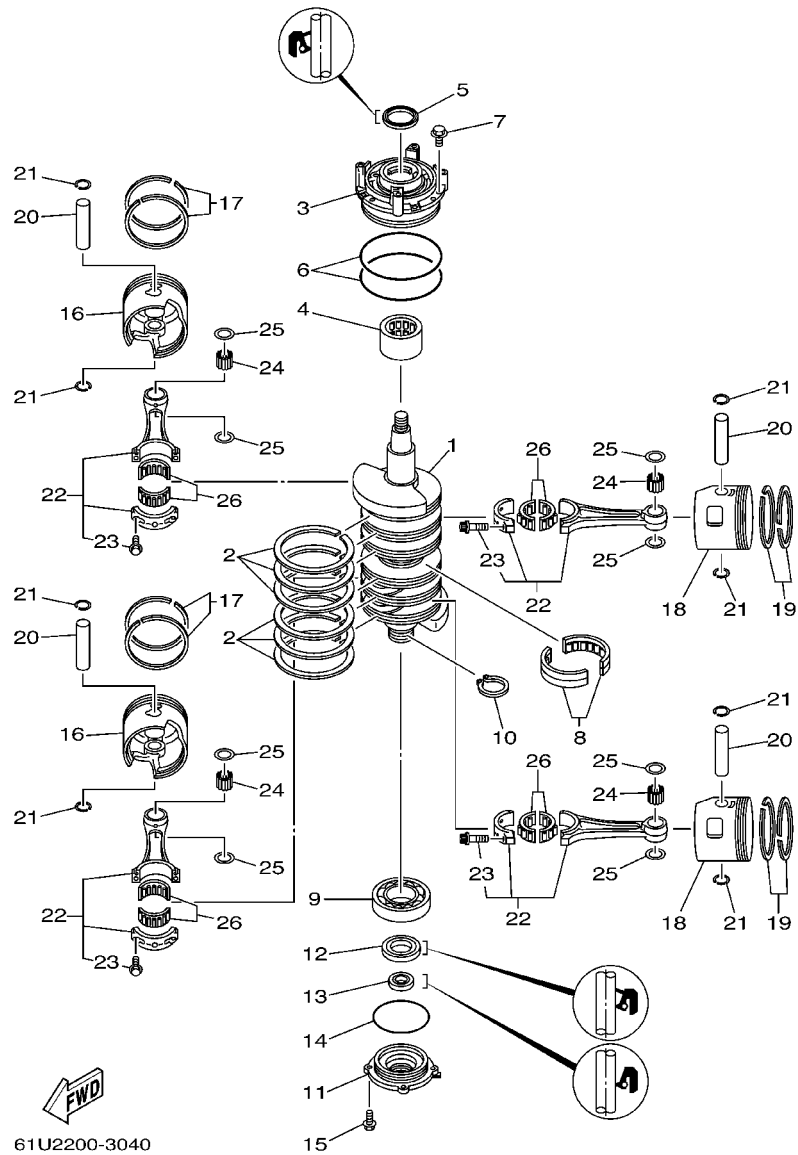
61U2200-3040

REF. NO.	PART NO. CODIGO NO.	DESCRIPTION DESCRIPTION	ET	E	WH	MH	REMARKS OBSERVACION
1	6N7-11411-01	CRANKSHAFT CIGUENAL	1	1	1	1	
2	6E5-11447-00	SEAL, CRANK SELLO MANIVELA	6	6	6	6	
3	6E5-15163-00-1S	HOUSING, BEARING 1 CAJA DE COJINETE 1	1	1	1	1	
4	93311-940U3	BEARING COJINETE DE RODILLOS	1	1	1	1	
5	93102-40M14	OIL SEAL RETEN DE ACEITE	1	1	1	1	
6	93211-04001	O-RING ANILLO EN O	2	2	2	2	
7	90119-06MA2	BOLT, WITH WASHER TORNILLO CON ARANDELA	4	4	4	4	
8	93310-954U1	BEARING COJINETE DE RODILLOS	1	1	1	1	
9	93306-208U0	BEARING COJINETE	1	1	1	1	
10	93410-40M03	CIRCLIP SEGURO	1	1	1	1	
11	6G5-15359-00-94	HOUSING, OIL SEAL CAJA DE SELLO DE ACEITE	1	1	1	1	
12	93102-35M13	OIL SEAL RETEN DE ACEITE	1	1	1	1	
13	93101-22M15	OIL SEAL RETEN DE ACEITE	1	1	1	1	
14	93210-74M35	O-RING JUNTA TORICA	1	1	1	1	
15	90119-06MA2	BOLT, WITH WASHER TORNILLO CON ARANDELA	4	4	4	4	
16	6R5-11631-01-93	PISTON (STD) PISTON (NORMA)	2	2	2	2	
	6R5-11635-01	PISTON (0.25MM O/S) PISTON (0.25MM O/S)	2	2	2	2	AP
	6R5-11636-01	PISTON (0.50MM O/S) PISTON (0.50MM O/S)	2	2	2	2	AP
17	61U-11601-00	PISTON RING SET (STD) JUEGO DE AROS (NORMA)	2	2	2	2	
	61U-11601-10	PISTON RING SET (0.25MM O/S) JUEGO DE AROS (0.25MM O/S)	2	2	2	2	AP
	61U-11601-20	PISTON RING SET (0.50MM O/S) JUEGO DE AROS (0.50MM O/S)	2	2	2	2	AP
18	6R5-11642-01-93	PISTON 2 (STD) PISTON 2 (NORMA)	2	2	2	2	
	6R5-11645-01	PISTON 2 (0.25MM O/S) PISTON 2 (0.25MM O/S)	2	2	2	2	AP
	6R5-11646-01	PISTON 2 (0.50MM O/S) PISTON 2 (0.50MM O/S)	2	2	2	2	AP
19	61U-11601-00	PISTON RING SET (STD) JUEGO DE AROS (NORMA)	2	2	2	2	
	61U-11601-10	PISTON RING SET (0.25MM O/S) JUEGO DE AROS (0.25MM O/S)	2	2	2	2	AP
	61U-11601-20	PISTON RING SET (0.50MM O/S) JUEGO DE AROS (0.50MM O/S)	2	2	2	2	AP

B1

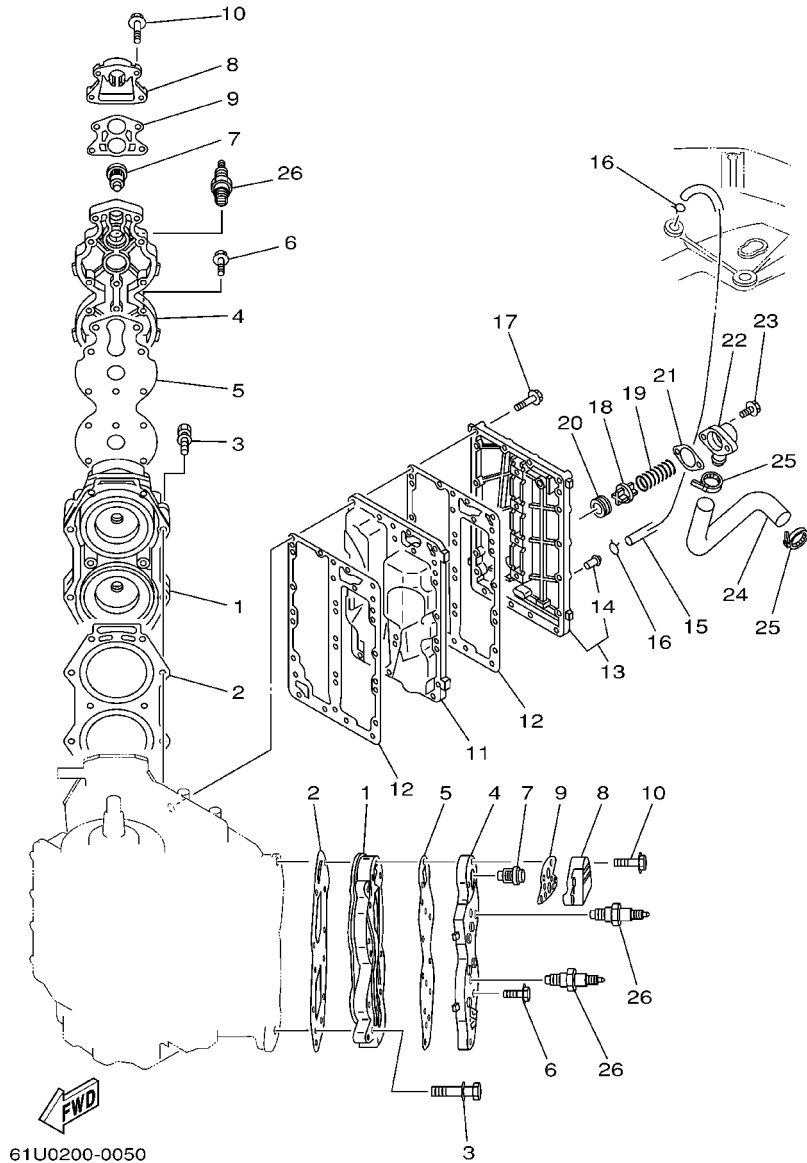
FIG. 4 CRANKSHAFT. PISTON

CIGUENAL. PISTON



REF. NO.	PART NO. CODIGO NO.	DESCRIPTION DESCRIPTION	ET	E	WH	MH	REMARKS OBSERVACION
20	6K7-11633-00	PIN, PISTON PASADOR, PISTON	4	4	4	4	
21	6E5-11634-00	CLIP, PISTON PIN PRESILLA, BULON DE PISTON	8	8	8	8	
22	6E5-11650-01	CONNECTING ROD ASSY BIELA COMPLETA	4	4	4	4	
23	90109-08022	.BOLT .PERNO	2	2	2	2	
24	93603-21111	PIN, DOWEL PASADOR DE CLAVIJA	1	1	1	1	UN (QTY:120)
25	90201-21M75	WASHER, PLATE ARANDELA PLANA	8	8	8	8	
26	93310-836U0	BEARING COJINETE DE RODILLOS	4	4	4	4	

FIG. 5 CYLINDER. CRANKCASE 2 CYLINDRO. CARTER 2



REF. NO.	PART NO. CODIGO NO.	DESCRIPTION DESCRIPTION	ET	E	WH	MH	REMARKS OBSERVACION
1	6E5-11111-00-1S	HEAD, CYLINDER 1 CULATA CILINDRO 1	2	2	2	2	
2	6E5-11181-A1	GASKET, CYLINDER HEAD 1 JUNTA, DE CULATA 1	2	2	2	2	
3	90119-08MA8	BOLT, WITH WASHER TORNILLO CON ARANDELA	20	20	20	20	
4	6E5-11191-01-1S	COVER, CYLINDER HEAD 1 TAPA CULATA DE CILINDRO 1	2	2	2	2	
5	6E5-11193-A0	GASKET, HEAD COVER 1 EMPAQUE	2	2	2	2	
6	90119-06MA4	BOLT, WITH WASHER TORNILLO CON ARANDELA	24	24	24	24	
7	6E5-12411-30	THERMOSTAT TERMOSTAT	2	2	2	2	
8	6G5-12413-00-1S	COVER, THERMOSTAT CUBIERTA TERMOSTATO	2	2	2	2	
9	688-12414-A1	GASKET, COVER EMPAQUE	2	2	2	2	
10	90119-06MA6	BOLT, WITH WASHER TORNILLO CON ARANDELA	8	8	8	8	
11	6E5-41111-00-1S	INNER COVER, EXHAUST CUBIERTA INTERIOR DE ESCAPE	1	1	1	1	
12	6E5-41112-A1	GASKET, EXHAUST INNER COVER EMPAQUE	2	2	2	2	
13	6N7-41113-00-1S	OUTER COVER, EXHAUST CUBOERTA EXTERIOR DE ESCAPE	1	1	1	1	
14	650-24378-00	.PIPE, JOINT 4 .TUBO DE UNION 4	1	1	1	1	
15	6E5-24312-00	PIPE 2 TUBO 2	1	1	1	1	
16	90467-08004	CLIP PRESILLA	2	2	2	2	
17	90119-06MA5	BOLT, WITH WASHER TORNILLO CON ARANDELA	23	23	23	23	
18	6G5-12416-00	VALVE, PRESSURE CONTROL VALVULA DE CONTROL DE PRESION	1	1	1	1	
19	90501-16M11	SPRING, COMPRESSION RESORTE DE COMPRESION	1	1	1	1	
20	90480-20M05	GROMMET TAPON	1	1	1	1	
21	6G5-11382-A1	GASKET 2 EMPAQUE 2	1	1	1	1	
22	6G5-11372-00-1S	COVER, BYPASS 2 CUBIERTA	1	1	1	1	
23	90119-06MA2	BOLT, WITH WASHER TORNILLO CON ARANDELA	2	2	2	2	
24	6E5-12576-00	HOSE 1 MANGUERA 1	1	1	1	1	
25	90465-13M18	CLAMP BRIDA	2	2	2	2	
26	94702-00160	PLUG, SPARK (NGK B8HS-10) BUJIA (NGK B8HS-10)	4	4	4	4	
	94702-00247	PLUG, SPARK (NGK BR8HS-10) BUJIA (NGK BR8HS-10)	4	4			FOR CHINA,CARIB

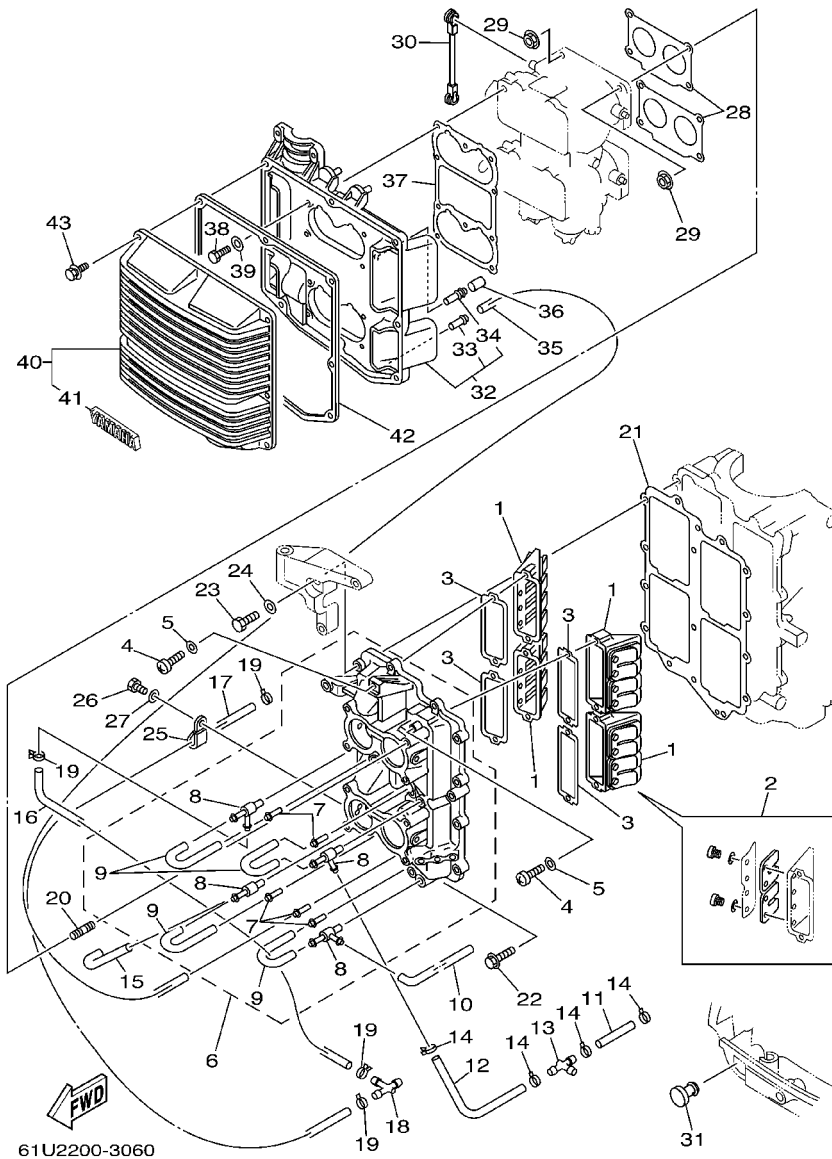


FIG. 6 INTAKE 1

ADMISION 1

REF. NO.	PART NO. CODIGO NO.	DESCRIPTION DESCRIPTION	ET	E	WH	MH	REMARKS OBSERVACION
1	6E5-13610-00	REED VALVE ASSY VALVULA DE LAMINAS COMPLETA			4	4	
2	6E5-W0004-00	.REED SET .JUEGO DE VALVULAS DE LENGUETA			1	1	
3	6E5-13621-A1	GASKET, VALVE SEAT JUNTA, DE VALV.DE EMPAQUE			4	4	
4	97880-05025	SCREW, PAN HEAD TORNILLO DE CABEZA CON PLANA			8	8	
5	92990-05600	WASHER, PLATE ARANDELA PLANA			8	8	
6	6E5-13641-03-1S	MANIFOLD 1 MULTIPLE 1			1	1	
7	624-14485-00	.PIPE, JOINT .TUBO DE UNION			5	5	
8	6E5-11370-01	.CHECK VALVE ASSY .VALVULA DE CONTROL COMPL.			4	4	
9	90445-07M28	.HOSE (L70) .TUBO (L70)			4	4	
10	90445-07M24	HOSE (L240) TUBO (L240)			1	1	
11	90445-07M25	HOSE (L53) TUBO (L53)			1	1	
12	90445-07M23	HOSE (L408) TUBO (L408)			1	1	
13	6E0-24378-00	PIPE, JOINT 4 TUBO DE UNION 4			1	1	
14	90468-07M02	CLIP PRESILLA			4	4	
15	90445-07M46	HOSE (L360) TUBO (L360)			1	1	
16	90445-07M59	HOSE (L1160) TUBO (L1160)			1	1	
17	90445-07M27	HOSE (L310) TUBO (L310)			1	1	
18	6E0-24378-00	PIPE, JOINT 4 TUBO DE UNION 4			1	1	
19	90468-07M02	CLIP PRESILLA			4	4	
20	90116-06M30	BOLT, STUD ESPARRAGO			8	8	
21	6E5-13645-A1	GASKET, MANIFOLD 1 EMPAQUE			1	1	
22	90119-06MA3	BOLT, WITH WASHER TORNILLO CON ARANDELA			9	9	
23	97013-06045	BOLT PERNO			3	3	
24	92903-06600	WASHER, PLATE RONDANA SENCILLA			3	3	
25	90465-06M86	CLAMP BRIDA			1	1	
26	97095-06012	BOLT PERNO			1	1	
27	92995-06600	WASHER ARANDELA			1	1	

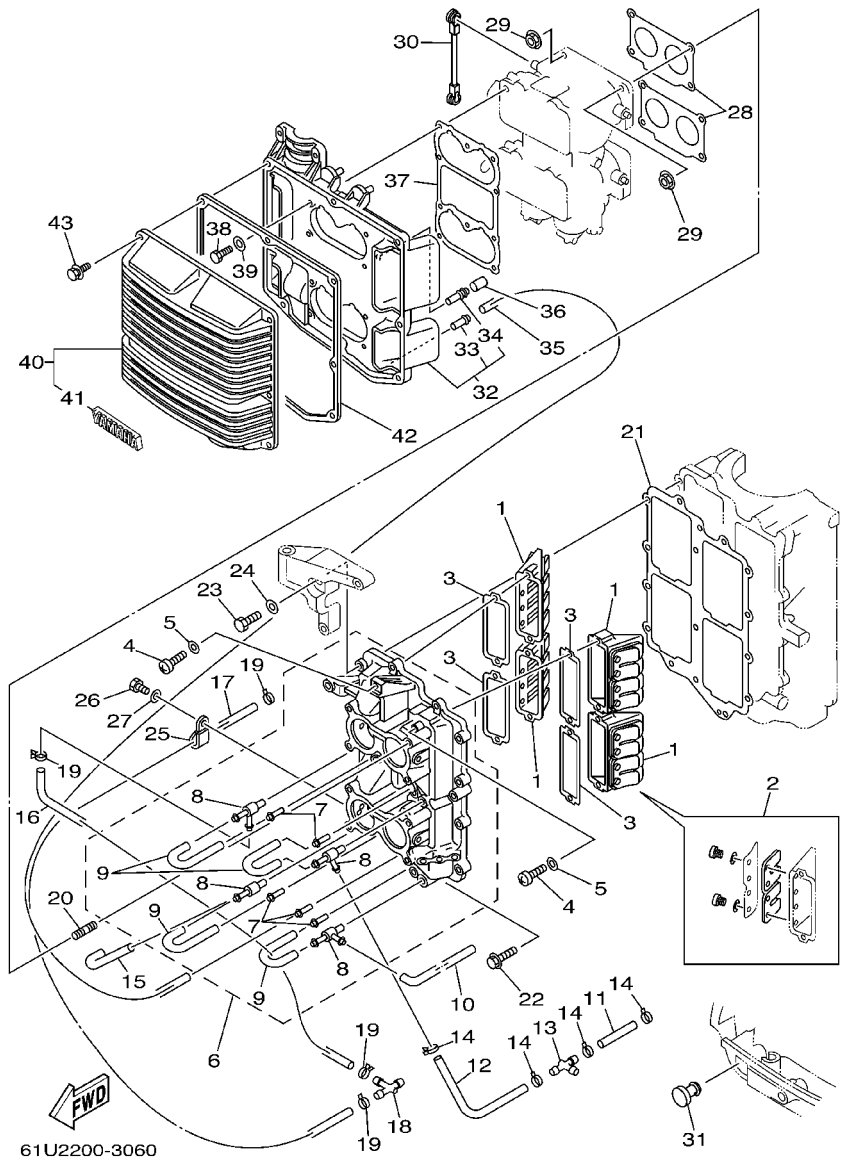


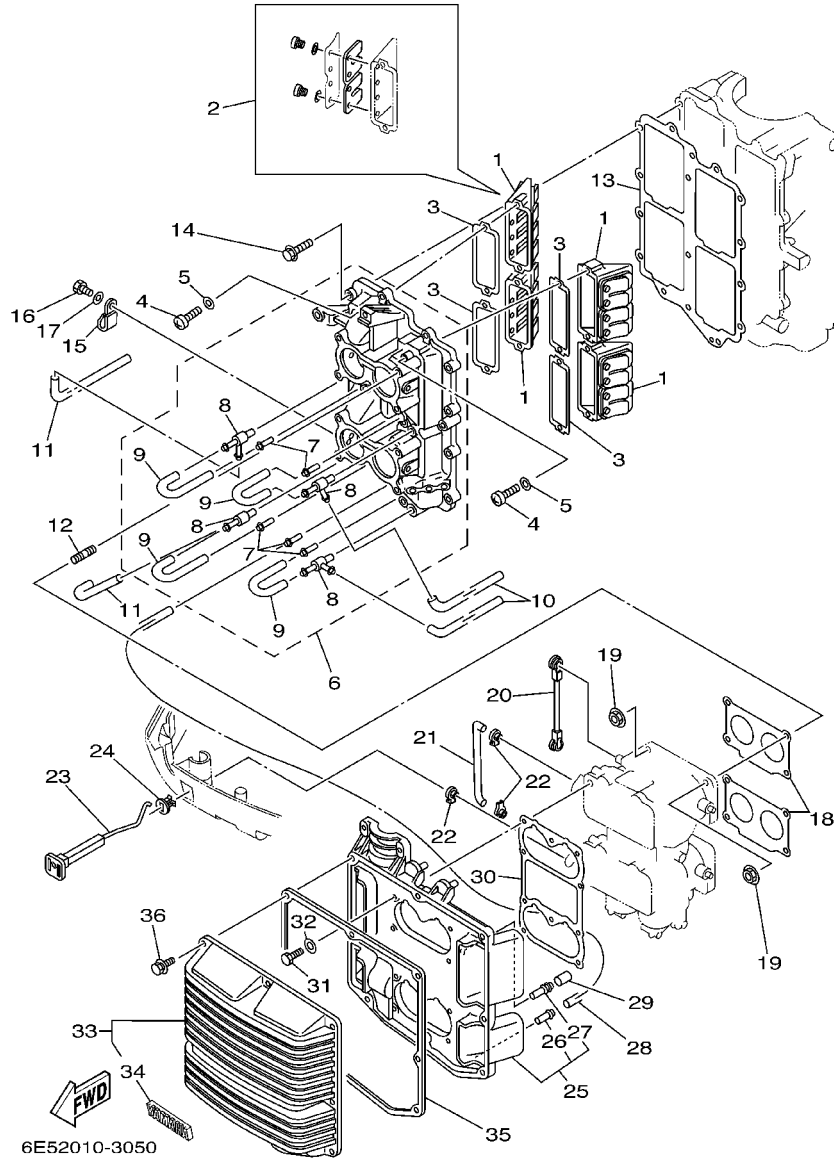
FIG. 6 INTAKE 1

ADMISION 1

REF. NO.	PART NO. CODIGO NO.	DESCRIPTION DESCRIPTION	ET	E	WH	MH	REMARKS OBSERVACION
28	6E5-14198-A2	GASKET EMPAQUE			2	2	
29	90179-06M28	NUT TUERCA			8	8	
30	6E5-41217-01	ROD, ACCEL. LEVER VARILLA PALANCA ACELERADOR			1	1	
31	6G1-42748-00	GROMMET TAPON			1	1	
32	61U-14417-00-94	COVER 1 CUBIERTA.1			1	1	
33	624-14485-00	.PIPE, JOINT .TUBO DE UNION			1	1	
34	6E5-14485-00	.PIPE, JOINT .TUBO DE UNION			1	1	
35	90445-07M23	HOSE (L408) TUBO (L408)			1	1	
36	647-14395-60	CAP, OVERFLOW PIPE TAPA DE TUBO REBOSAMIENTO			1	1	
37	6E5-14483-A1	GASKET EMPAQUE			1	1	
38	97013-06020	BOLT PERNO			8	8	
39	92903-06600	WASHER, PLATE RONDANA SENCILLA			8	8	
40	6E5-14418-00	COVER 2 CUBIERTA 2			1	1	
41	6E5-1441K-00	.EMBLEM .EMBLEMA			1	1	
42	6E5-14416-A1	GASKET, AIR CLEANER EMPAQUE			1	1	
43	90119-06M31	BOLT, WITH WASHER TORNILLO CON ARANDELA			8	8	

FIG. 7 INTAKE 2

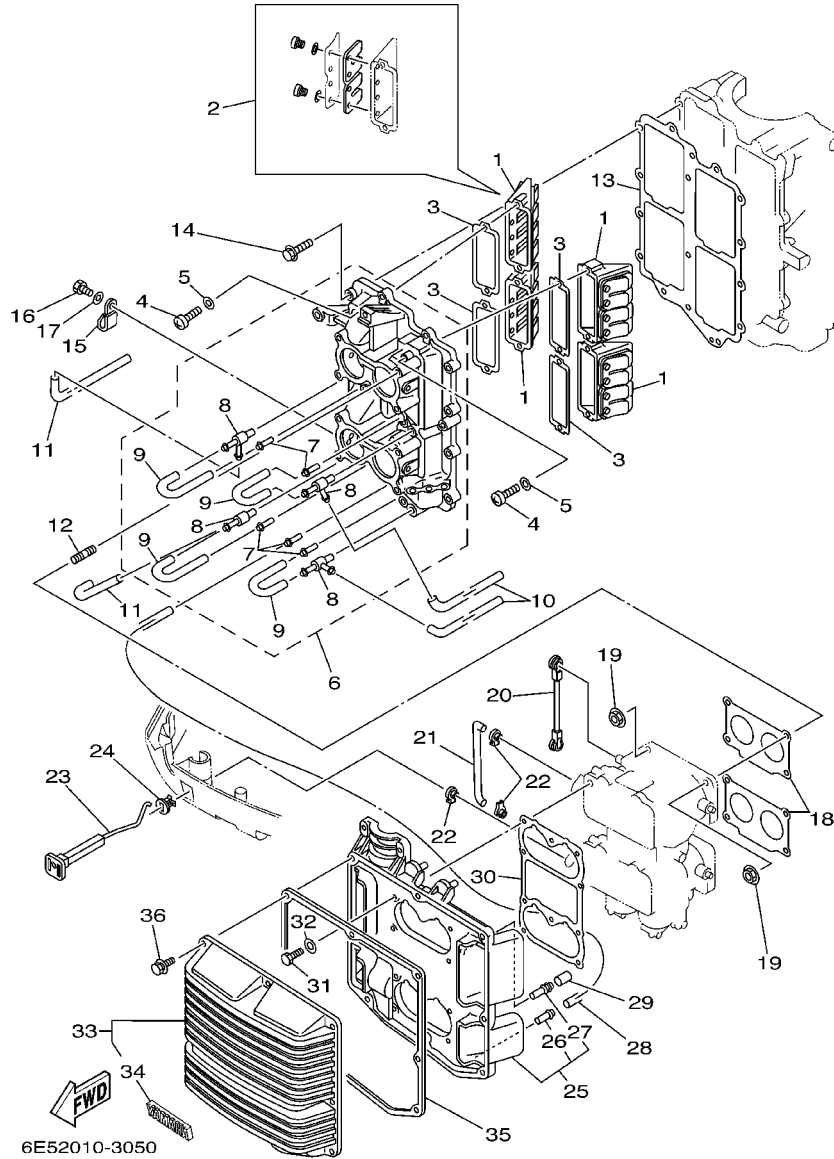
ADMISION 2



REF. NO.	PART NO. CODIGO NO.	DESCRIPTION DESCRIPTION	ET	E	WH	MH	REMARKS OBSERVACION
1	6E5-13610-00	REED VALVE ASSY VALVULA DE LAMINAS COMPLETA	4	4			
2	6E5-W0004-00	.REED SET .JUEGO DE VALVULAS DE LENGUETA	1	1			
3	6E5-13621-A1	GASKET, VALVE SEAT JUNTA, DE VALV.DE EMPAQUE	4	4			
4	97880-05025	SCREW, PAN HEAD TORNILLO DE CABEZA CON PLANA	8	8			
5	92990-05600	WASHER, PLATE ARANDELA PLANA	8	8			
6	6E5-13641-03-1S	MANIFOLD 1 MULTIPLE 1	1	1			
7	624-14485-00	.PIPE, JOINT .TUBO DE UNION	5	5			
8	6E5-11370-01	.CHECK VALVE ASSY .VALVULA DE CONTROL COMPL.	4	4			
9	90445-07M28	.HOSE (L70) .TUBO (L70)	4	4			
10	90445-07M24	HOSE (L240) TUBO (L240)	2	2			
11	90445-07M46	HOSE (L360) TUBO (L360)	2	2			
12	90116-06M30	BOLT, STUD ESPARRAGO	8	8			
13	6E5-13645-A1	GASKET, MANIFOLD 1 EMPAQUE	1	1			
14	90119-06MA3	BOLT, WITH WASHER TORNILLO CON ARANDELA	12	12			
15	90465-06M86	CLAMP BRIDA	1	1			
16	97095-06012	BOLT PERNO	1	1			
17	92995-06600	WASHER ARANDELA	1	1			
18	6E5-14198-A2	GASKET EMPAQUE	2	2			
19	90179-06M28	NUT TUERCA	8	8			
20	6E5-41217-01	ROD, ACCEL. LEVER VARILLA PALANCA ACELERADOR	1	1			
21	6E5-41256-01	ROD, CHOKE 1 VARILLA DE AHOGADOR	1	1			
22	661-41262-02	JOINT, CHOKE LEVER CONECTOR DE AHOGADOR	3	3			
23	6E5-41271-02	KNOB, CHOKE PERILLA AHOGADOR	1	1			
24	689-41273-00	GROMMET TAPON PROTECTOR	1	1			
25	6E5-14417-10-94	COVER 1 CUBIERTA 1	1	1			
26	624-14485-00	.PIPE, JOINT .TUBO DE UNION	1	1			
27	6E5-14485-00	.PIPE, JOINT .TUBO DE UNION	1	1			

FIG. 7 INTAKE 2

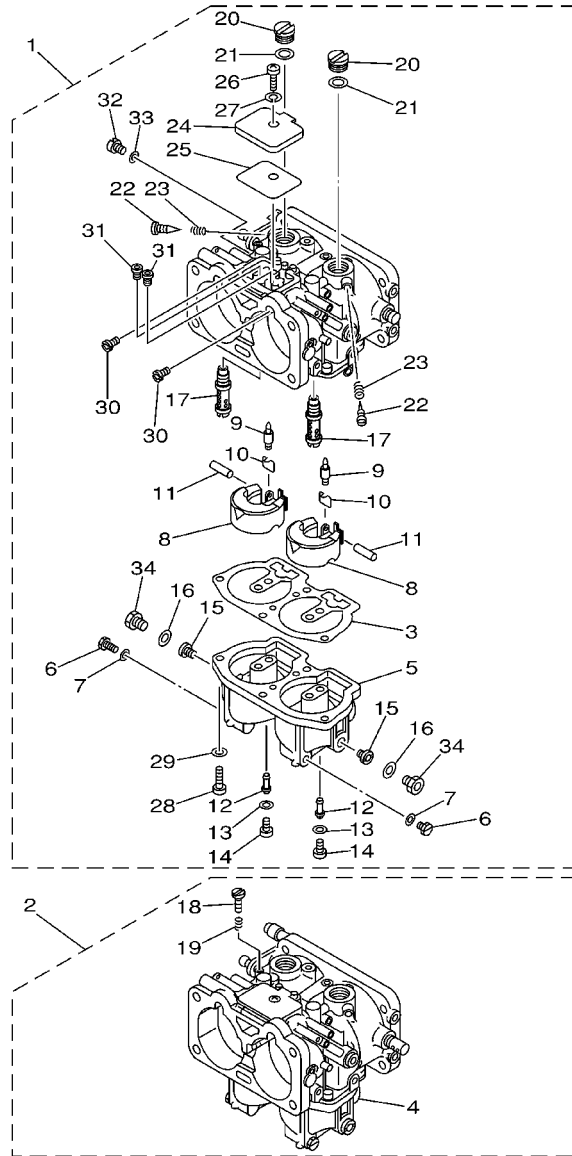
ADMISION 2



REF. NO.	PART NO. CODIGO NO.	DESCRIPTION DESCRIPTION	ET	E	WH	MH	REMARKS OBSERVACION
28	90445-07M23	HOSE (L408) TUBO (L408)	1	1			
29	647-14395-60	CAP. OVERFLOW PIPE TAPA DE TUBO REBOSAMIENTO	1	1			
30	6E5-14483-A1	GASKET EMPAQUE	1	1			
31	97013-06020	BOLT PERNO	8	8			
32	92903-06600	WASHER, PLATE RONDANA, SENCILLA	8	8			
33	6E5-14418-00	COVER 2 CUBIERTA 2	1	1			
34	6E5-1441K-00	.EMBLEM .EMBLEMA	1	1			
35	6E5-14416-A1	GASKET, AIR CLEANER EMPAQUE	1	1			
36	90119-06M31	BOLT, WITH WASHER TORNILLO CON ARANDELA	8	8			

FIG. 8 CARBURETOR 1

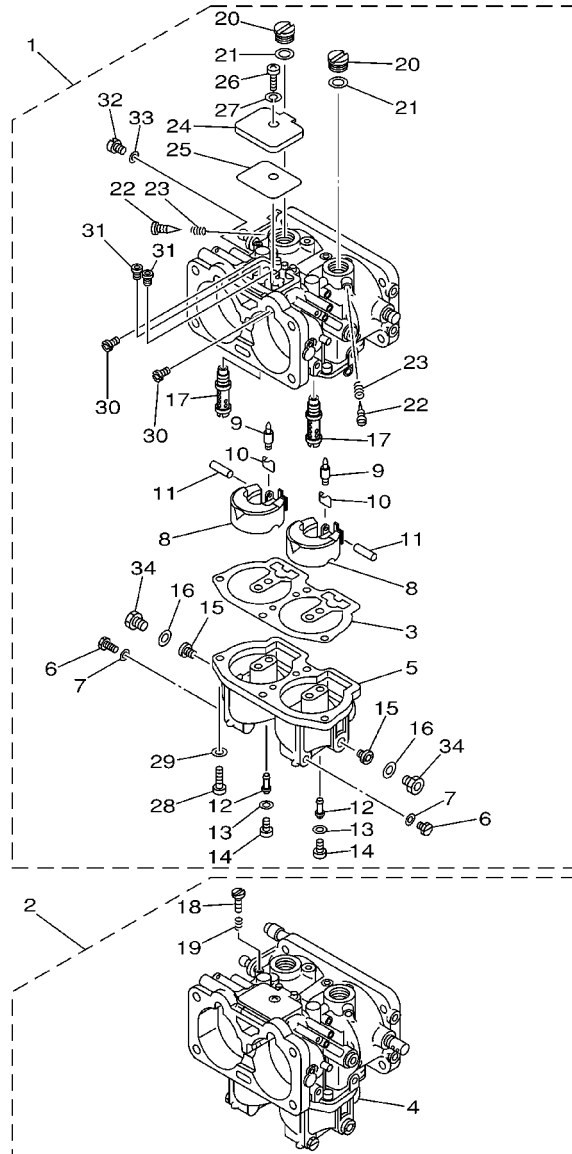
CARBURADOR 1



REF. NO.	PART NO. CODIGO NO.	DESCRIPTION DESCRIPTION	ET	E	WH	MH	REMARKS OBSERVACION
1	61U-14301-M1	CARBURETOR ASSY 1 CARBURADOR COMPLETO 1			1	1	
2	61U-14302-M1	CARBURETOR ASSY 2 CARBURADOR COMPLETO 2			1	1	
3	6E5-14384-04	.GASKET, FLOAT CHAMBER .EMPAQUE DE CAMARA DE BOIA			2	2	
4	61U-14381-00	.BODY, FLOAT CHAMBER .CUERPO DE CAMARA DE BOIA			1	1	#2
5	61U-14381-M0	.BODY, FLOAT CHAMBER .CUERPO DE CAMARA DE BOIA			1	1	#1
6	6E5-14383-01	.SCREW, DRAIN .TORNILLO DE DRENAJE			4	4	
7	6J8-14959-00	.GASKET .EMPAQUE			4	4	
8	6E5-14385-02	.FLOAT .BOIA			4	4	
9	6E5-14546-00	.VALVE, NEEDLE .VALVULA DE AGUJA			4	4	
10	6E5-14159-00	.CLIP .PRESILLA			4	4	
11	6E5-14386-02	.PIN, FLOAT .PASADOR DE BOIA			4	4	
12	61U-1492F-39	.JET, AIR SLOW .ESPREA			4	4	
13	61U-14959-00	.GASKET .EMPAQUE			4	4	
14	61U-14394-00	.VALVE, DRAIN .VALVULA DE DRENAJE			4	4	
15	61A-1492E-87	.JET, MAIN (#174) .INJECTOR, PRINCIPAL			4	4	
16	6E5-14398-01	.GASKET .EMPAQUE			4	4	
17	6E5-1492A-00	.NOZZLE, MAIN .BOQUILLA, PRINCIPAL			4	4	
18	6E5-14321-00	.SCREW, THROTTLE .TORNILLO DE OBTURADOR			1	1	#2
19	6J8-14334-00	.SPRING, THROTTLE .RESORTE DE AJUSTADOR DE AIRE			1	1	#2
20	6E5-14328-01	.PLUG .TORNILLO TOPE DE PILOTO			4	4	
21	6E5-14979-00	.GASKET .EMPAQUE DE ARRANQUE			4	4	
22	6E5-14323-03	.SCREW, AIR ADJUSTING .TORNILLO DE AJUSTE DE AIRE			4	4	
23	6E5-14223-00	.SPRING, AIR ADJUSTING .RESORTE, AJUSTE DE AIRE			4	4	
24	6E5-14527-01	.PLATE .PLACA			2	2	
25	6E5-14959-01	.GASKET .EMPAQUE			2	2	
26	97880-05008	.SCREW, PAN HEAD .TORNILLO DE CABEZA CON PLANA			2	2	
27	92900-05100	.WASHER .RONDANA			2	2	

FIG. 8 CARBURETOR 1

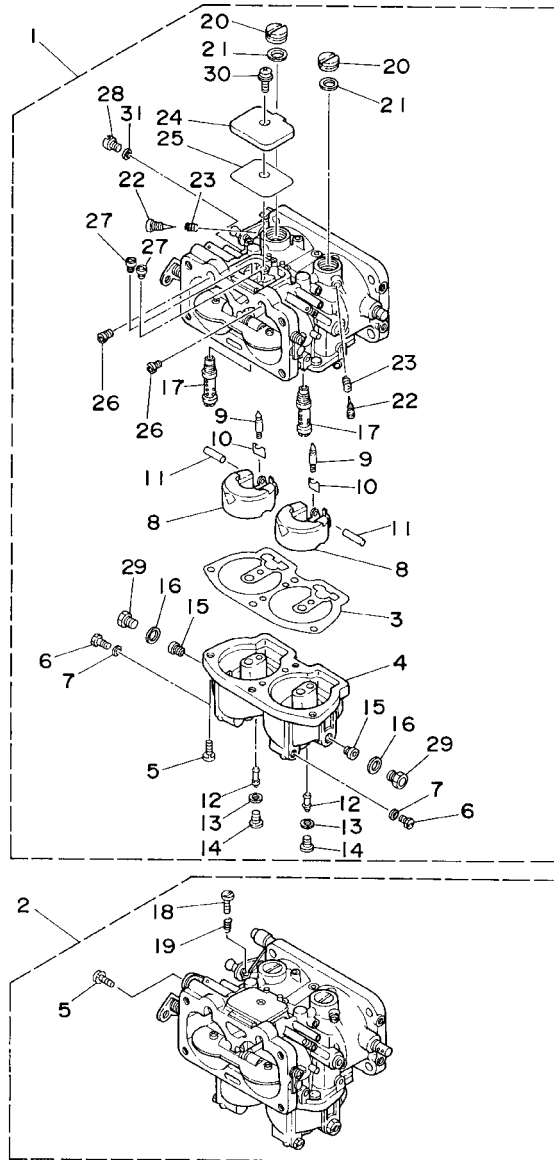
CARBURADOR 1



REF. NO.	PART NO. CODIGO NO.	DESCRIPTION DESCRIPTION	ET	E	WH	MH	REMARKS OBSERVACION
28	97880-05016	.SCREW, PAN HEAD .TORNILLO DE CABEZA CON PLANA			8	8	
29	92900-05100	.WASHER .RONDANA			8	8	
30	61A-1492H-12	.JET, SLOW AIR BLEED (#60) .ESPREA AIRE (#60)			4	4	
31	61A-1492G-54	.JET, MAIN AIR BLEED .INYECTOR, PRINCIPAL AIRE			4	4	
32	6E5-14324-00	.SCREW, FLAT HEAD .TORNILLO CABEZA PLANA			2	2	
33	6J8-14959-00	.GASKET .EMPAQUE			2	2	
34	61A-14383-01	.SCREW, DRAIN .TORNILLO DE DRENAJE			4	4	

FIG. 9 CARBURETOR 2

CARBURADOR 2

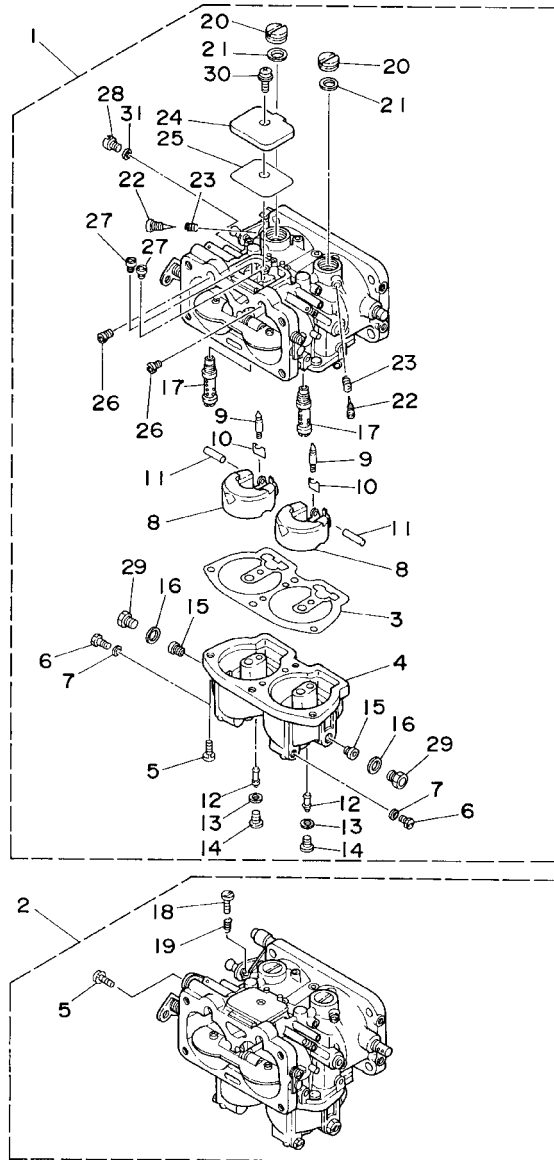


64W0171-4060

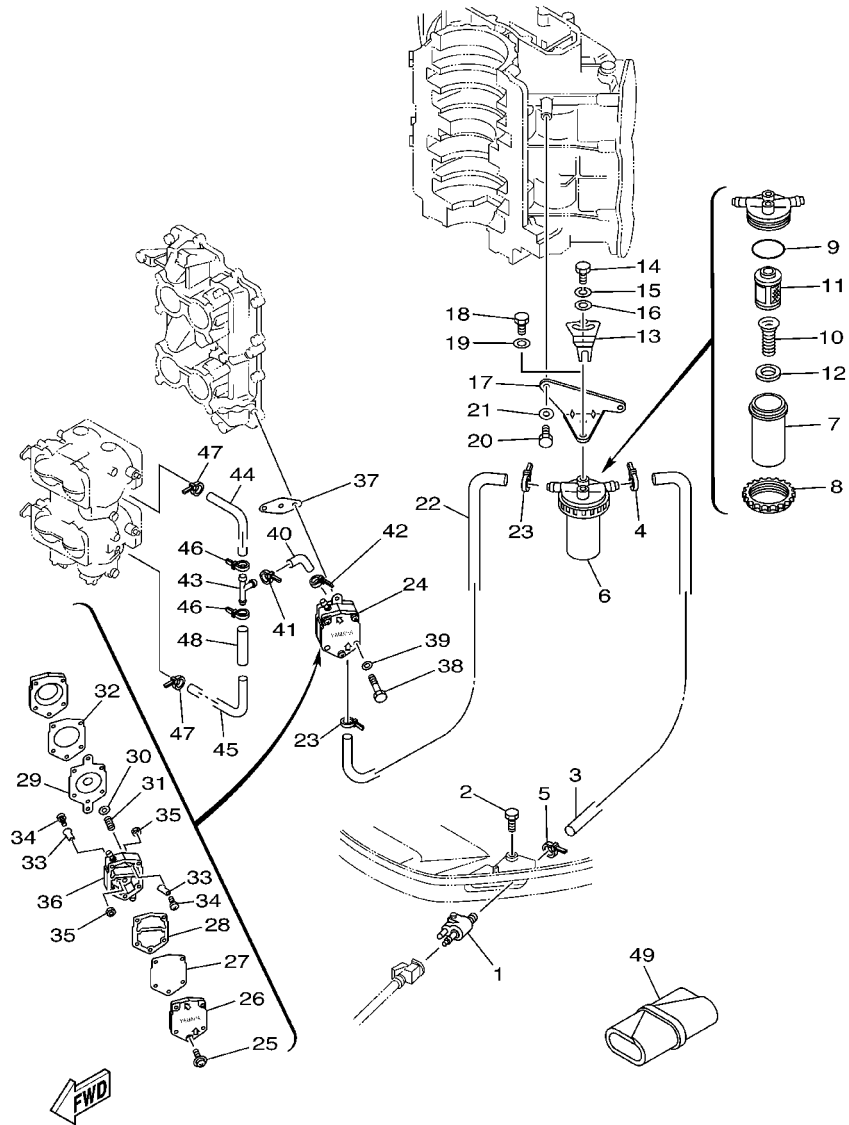
REF. NO.	PART NO. CODIGO NO.	DESCRIPTION DESCRIPTION	ET	E	WH	MH	REMARKS OBSERVACION
1	61U-14301-02	CARBURETOR ASSY 1 CARBURADOR COMPLETO 1	1	1			
2	61U-14302-02	CARBURETOR ASSY 2 CARBURADOR COMPLETO 2	1	1			
3	6E5-14384-04	.GASKET, FLOAT CHAMBER .EMPAQUE DE CAMARA DE BOIA	2	2			
4	61U-14381-00	.BODY, FLOAT CHAMBER .CUERPO DE CAMARA DE BOIA	2	2			
5	97980-05116	.SCREW, WITH WASHER .TORNILLO, CON ARANDELA	9	9			
6	6E5-14383-01	.SCREW, DRAIN .TORNILLO DE DRENAJE	4	4			
7	6J8-14995-00	.GASKET .EMPAQUE	4	4			
8	6E5-14385-02	.FLOAT .BOIA	4	4			
9	6E5-14546-00	.VALVE, NEEDLE .VALVULA DE AGUJA	4	4			
10	6E5-14159-00	.CLIP .PRESILLA	4	4			
11	6E5-14386-02	.PIN, FLOAT .PASADOR DE BOIA	4	4			
12	61U-1492F-39	.JET, AIR SLOW .ESPREA	4	4			
13	61U-14959-00	.GASKET .EMPAQUE	4	4			
14	61U-14394-00	.VALVE, DRAIN .VALVULA DE DRENAJE	4	4			
15	61A-1492E-87	.JET, MAIN (#174) .INJECTOR, PRINCIPAL	4	4			
16	6E5-14398-01	.GASKET .EMPAQUE	4	4			
17	6E5-1492A-00	.NOZZLE, MAIN .BOQUILLA, PRINCIPAL	4	4			
18	6E5-14321-00	.SCREW, THROTTLE .TORNILLO DE OBTURADOR	1	1			#2
19	6J8-14334-00	.SPRING, THROTTLE .RESORTE DE AJUSTADOR DE AIRE	1	1			#2
20	6E5-14328-01	.PLUG .TORNILLO TOPE DE PILOTO	4	4			
21	6E5-14979-00	.GASKET .EMPAQUE DE ARRANQUE	4	4			
22	6E5-14323-03	.SCREW, AIR ADJUSTING .TORNILLO DE AJUSTE DE AIRE	4	4			
23	6E5-14223-00	.SPRING, AIR ADJUSTING .RESORTE, AJUSTE DE AIRE	4	4			
24	6E5-14527-01	.PLATE .PLACA	2	2			
25	6E5-14959-01	.GASKET .EMPAQUE	2	2			
26	61A-1492H-12	.JET, SLOW AIR BLEED (#60) .ESPREA AIRE (#60)	4	4			
27	61A-1492G-54	.JET, MAIN AIR BLEED .INJECTOR, PRINCIPAL AIRE	4	4			

FIG. 9 CARBURETOR 2

CARBURADOR 2



REF. NO.	PART NO. CODIGO NO.	DESCRIPTION DESCRIPTION	ET	E	WH	MH	REMARKS OBSERVACION
28	6E5-14324-00	.SCREW, FLAT HEAD .TORNILLO CABEZA PLANA	2	2			
29	61A-14383-01	.SCREW, DRAIN .TORNILLO DE DRENAJE	4	4			
30	97980-05108	.SCREW, WITH WASHER .TORNILLO, CON ARANDELA	2	2			
31	6J8-14959-00	.GASKET .EMPAQUE	2	2			

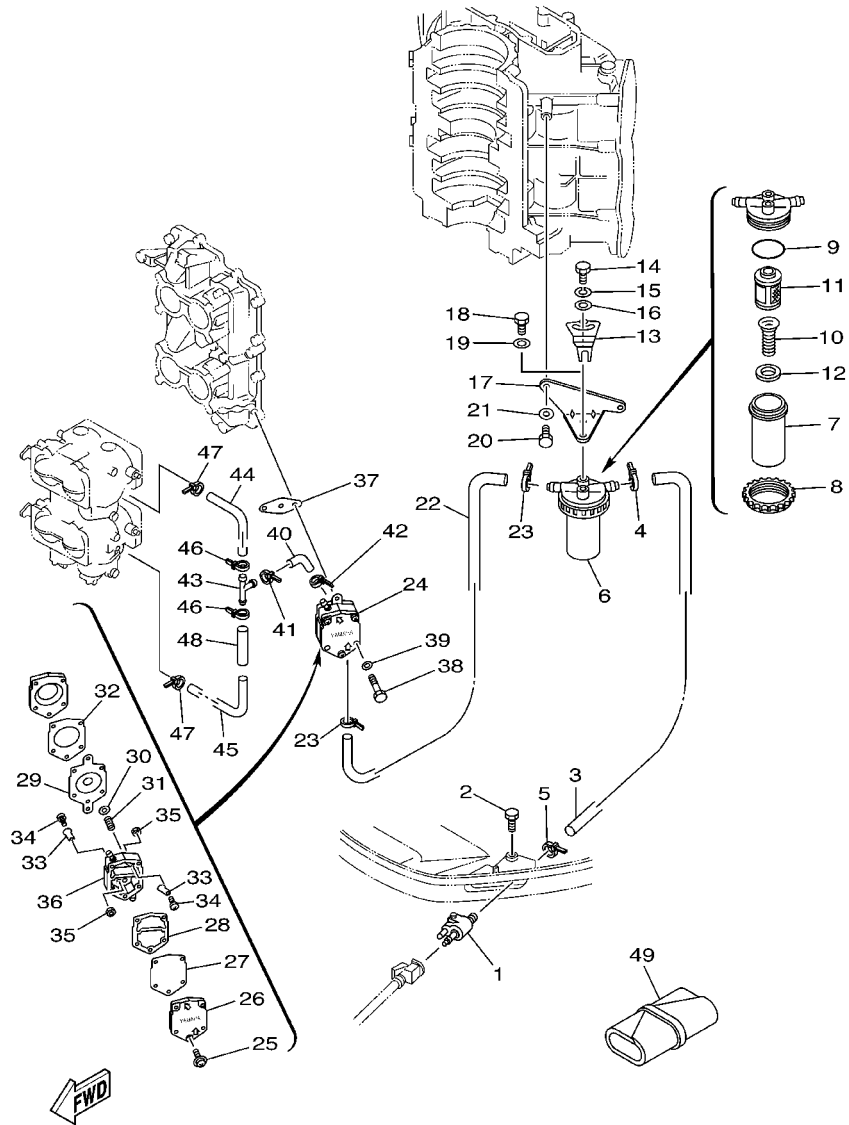


61U2200-3100

FIG. 10 FUEL 1

COMBUSTIBLE 1

REF. NO.	PART NO. CODIGO NO.	DESCRIPTION DESCRIPTION	ET	E	WH	MH	REMARKS OBSERVACION
1	6E5-24304-10	FUEL PIPE JOINT COMP. 1 CONECTOR MANGUERA COMBUST.1	1	1	1	1	
2	97095-06028	BOLT PERNO	1	1	1	1	
3	61U-24313-00	PIPE 3 TUBO 3	1	1	1	1	
4	90465-11M10	CLAMP BRIDA	1	1	1	1	
5	90465-11M10	CLAMP BRIDA	1	1	1	1	
6	61A-24560-04	FILTER ASSY FILTRO COMPLETO	1	1	1	1	
7	61A-24521-00	.CUP, FILTER .COPA DE FILTRO	1	1	1	1	
8	65L-24531-01	.NUT .TUERCA	1	1	1	1	
9	61A-24564-00	.O-RING .ANILLO O	1	1	1	1	
10	61A-24577-01	.SPRING .RESORTE	1	1	1	1	
11	61A-24563-00	.ELEMENT, FILTER .ELEMENTO DEL FILTRO	1	1	1	1	
12	61A-24469-00	.FLOAT, WATER LEVEL .BOIA	1	1	1	1	
13	65L-24558-00	HOLDER, FILTER SOPORTE DE FILTRO	1	1	1	1	
14	97095-06016	BOLT PERNO	1	1	1	1	
15	92995-06100	WASHER, SPRING ARANDELA	1	1	1	1	
16	90201-06068	WASHER, PLATE ARANDELA PLANA	1	1	1	1	
17	61U-24566-01	BRACKET, FILTER SOPORTE DEL FILTRO	1	1	1	1	
18	97095-06014	BOLT PERNO	1	1	1	1	
19	92995-06600	WASHER ARANDELA	1	1	1	1	
20	97095-06016	BOLT PERNO	2	2	2	2	
21	92995-06600	WASHER ARANDELA	2	2	2	2	
22	61U-24314-00	PIPE 4 TUBO 4	1	1			
23	90465-11M10	CLAMP BRIDA	2	2			
24	6E5-24410-03	FUEL PUMP ASSY BOMBA DE COMBUSTIBLE COMPLETA	1	1	1	1	
25	6E5-24444-00	.SCREW .TORNILLO	3	3	3	3	
26	6E5-24413-00	.BODY 2 .CUERPO 2	1	1	1	1	
27	6E5-24471-00	.DIAPHRAGM .DIAFRAGMA	1	1	1	1	

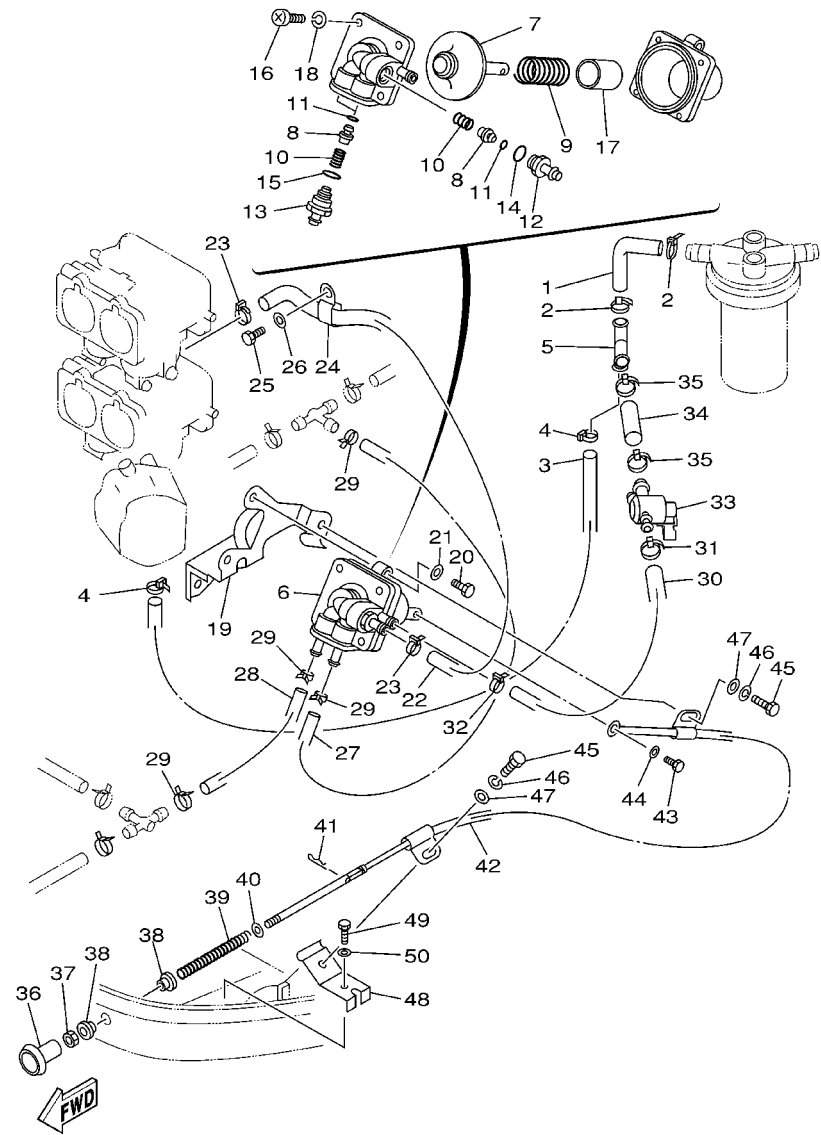


61U2200-3100

FIG. 10 FUEL 1

COMBUSTIBLE 1

REF. NO.	PART NO. CODIGO NO.	DESCRIPTION DESCRIPTION	ET	E	WH	MH	REMARKS OBSERVACION
28	6E5-24435-00	.GASKET, BODY 2 .EMPAQUE	1	1	1	1	
29	6E5-24411-00	.DIAPHRAGM .DIAFRAGMA	1	1	1	1	
30	648-24424-00	.SEAT, SPRING .PLACA DE RESORTE	1	1	1	1	
31	6E5-24423-00	.SPRING, DIAPHRAGM .RESORTE DE DIAFRAGMA	1	1	1	1	
32	6E5-24434-02	.GASKET, BODY .EMPAQUE	1	1	1	1	
33	6A0-24421-01	.VALVE, CHECK .VALVULA DE RETENCION	4	4	4	4	
34	6A0-14325-00	.SCREW, PAN HEAD .TORNILLO CABEZA REDONDA	4	4	4	4	
35	95380-03600	.NUT .TUERCA	4	4	4	4	
36	6E5-24412-10	.BODY 1 .CUERPO 1	1	1	1	1	
37	650-24431-A0	GASKET, FUEL PUMP 1 EMPAQUE_BOMBA_COMBUST_1	1	1	1	1	
38	97095-06050	BOLT PERNO	2	2	2	2	
39	92995-06600	WASHER ARANDELA	2	2	2	2	
40	6G5-24316-10	PIPE 6 TUBO 6	1	1	1	1	
41	90465-11M10	CLAMP BRIDA	1	1	1	1	
42	90465-11M10	CLAMP BRIDA	1	1	1	1	
43	6E5-24376-10	PIPE, JOINT 1 TUBO DE UNION 1	1	1	1	1	
44	6G5-24318-10	PIPE, OVERFLOW TUBO DE REBOSAMIENTO	1	1	1	1	
45	6G5-24319-10	PIPE, OIL TUBO DE ACEITE	1	1	1	1	
46	90465-11M10	CLAMP BRIDA	2	2	2	2	
47	90465-11M10	CLAMP BRIDA	2	2	2	2	
48	90446-15M07	HOSE TUBO RESEIRADERO	1	1	1	1	
49	656-W2810-02	TOOL KIT JUEGO DE HERRAMIENTAS	1	1	1	1	

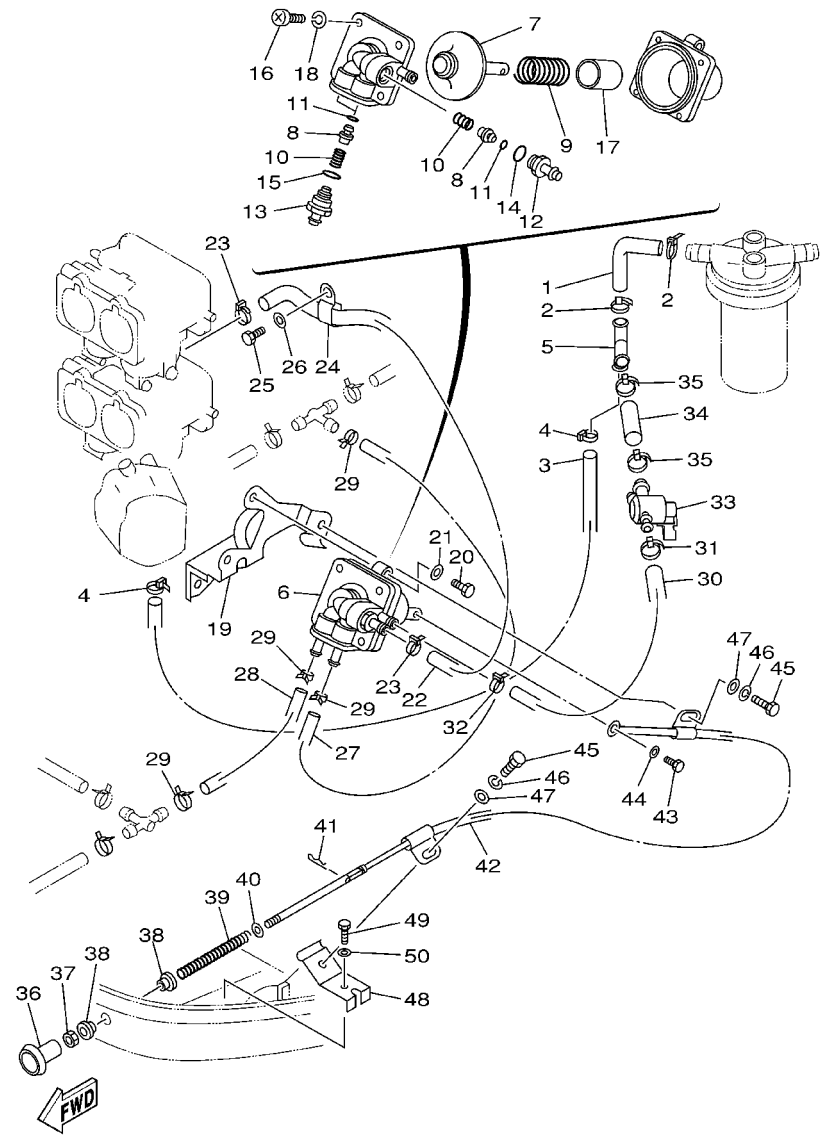


61U0200-8110

FIG. 11 FUEL 2

COMBUSTIBLE 2

REF. NO.	PART NO. CODIGO NO.	DESCRIPTION DESCRIPTION	ET	E	WH	MH	REMARKS OBSERVACION
1	61U-24316-00	PIPE 6 TUBO 6			1	1	
2	90465-11M10	CLAMP BRIDA			2	2	
3	90445-13M11	HOSE (L300) TUBO (L300)			1	1	
4	90465-11M10	CLAMP BRIDA			2	2	
5	6E5-24378-00	PIPE, JOINT 3 TUBO DE UNION.3			1	1	
6	61U-24410-00	FUEL PUMP ASSY BOMBA DE COMBUSTIBLE COMPLETA			1	1	
7	61U-24411-00	.DIAPHRAGM .DIAFRAGMA			1	1	
8	61U-24421-00	.VALVE, CHECK .VALVULA DE RETENCION			3	3	
9	61U-24423-00	.SPRING, DIAPHRAGM .RESORTE DE DIAFRAGMA			1	1	
10	61U-24454-00	.SPRING .RESORTE			3	3	
11	61U-24486-00	.O-RING .ANILLO O			3	3	
12	61U-24461-00	.PIPE, JOINT .TUBO DE UNION			1	1	
13	61U-24478-00	.JOINT .UNION			2	2	
14	61U-24479-00	.O-RING .ANILLO O			1	1	
15	61U-24489-00	.O-RING .ANILLO O			2	2	
16	97880-06016	.SCREW, PAN HEAD .TORNILLO DE CABEZA CON PLANA			4	4	
17	61U-24424-00	.SEAT, SPRING .PLACA DE RESORTE			1	1	
18	92990-06100	.WASHER, SPRING .ARANDELA GROWER			4	4	
19	61U-24491-10	BRACKET, FUEL PUMP SOPORTE BOMBA COMBUSTIBLE			1	1	
20	97095-06020	BOLT PERNO			2	2	
21	92995-06600	WASHER ARANDELA			2	2	
22	61U-24315-00	PIPE 5 TUBO DE DESAGUE			1	1	
23	90465-11M10	CLAMP BRIDA			2	2	
24	90465-08M46	CLAMP BRIDA			1	1	
25	97095-06012	BOLT PERNO			1	1	
26	92995-06600	WASHER ARANDELA			1	1	
27	90445-07MA3	HOSE (L200) TUBO (L200)			1	1	



61U0200-8110

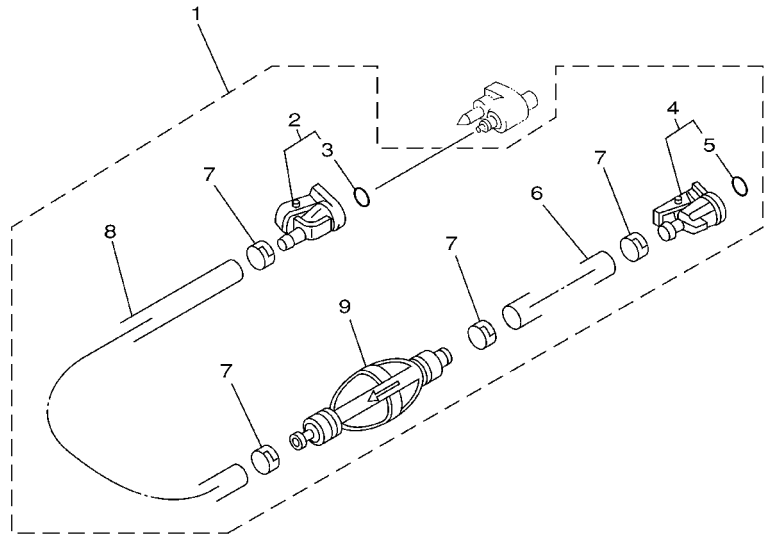
FIG. 11 FUEL 2

COMBUSTIBLE 2

REF. NO.	PART NO. CODIGO NO.	DESCRIPTION DESCRIPTION	ET	E	WH	MH	REMARKS OBSERVACION
28	90445-07M32	HOSE (L120) TUBO (L120)			1	1	
29	90468-07M02	CLIP PRESILLA			4	4	
30	61U-24317-00	PIPE 7 TUBO 7			1	1	
31	90465-11M10	CLAMP BRIDA			1	1	
32	90465-11M10	CLAMP BRIDA			1	1	
33	61A-24500-00	FUEL COCK ASSY 1 GRIFO DE COMBUSTIBLE 1			1	1	
34	90445-13M02	HOSE (L40) TUBO (L40)			1	1	
35	90465-11M10	CLAMP BRIDA			2	2	
36	61U-24496-00	KNOB PERILLA			1	1	
37	95380-05600	NUT TUERCA			1	1	
38	90386-05M54	BUSH BUJE			2	2	
39	90501-07M81	SPRING, COMPRESSION RESORTE DE COMPRESION			1	1	
40	90201-05M06	WASHER, PLATE ARANDELA PLANA			1	1	
41	90468-05M03	CLIP PRESILLA			1	1	
42	61U-24494-00	WIRE, PULL ALAMBRE-JALADOR			1	1	
43	97095-05010	BOLT PERNO			1	1	
44	92995-05600	WASHER ARANDELA			1	1	
45	97095-06012	BOLT PERNO			2	2	
46	92995-06100	WASHER, SPRING ARANDELA			2	2	
47	92995-06600	WASHER ARANDELA			2	2	
48	61U-42744-00	STAY SOPORTE			1	1	
49	97095-06016	BOLT PERNO			1	1	
50	92995-06100	WASHER, SPRING ARANDELA			1	1	

FIG. 12 FUEL 3

COMBUSTIBLE 3



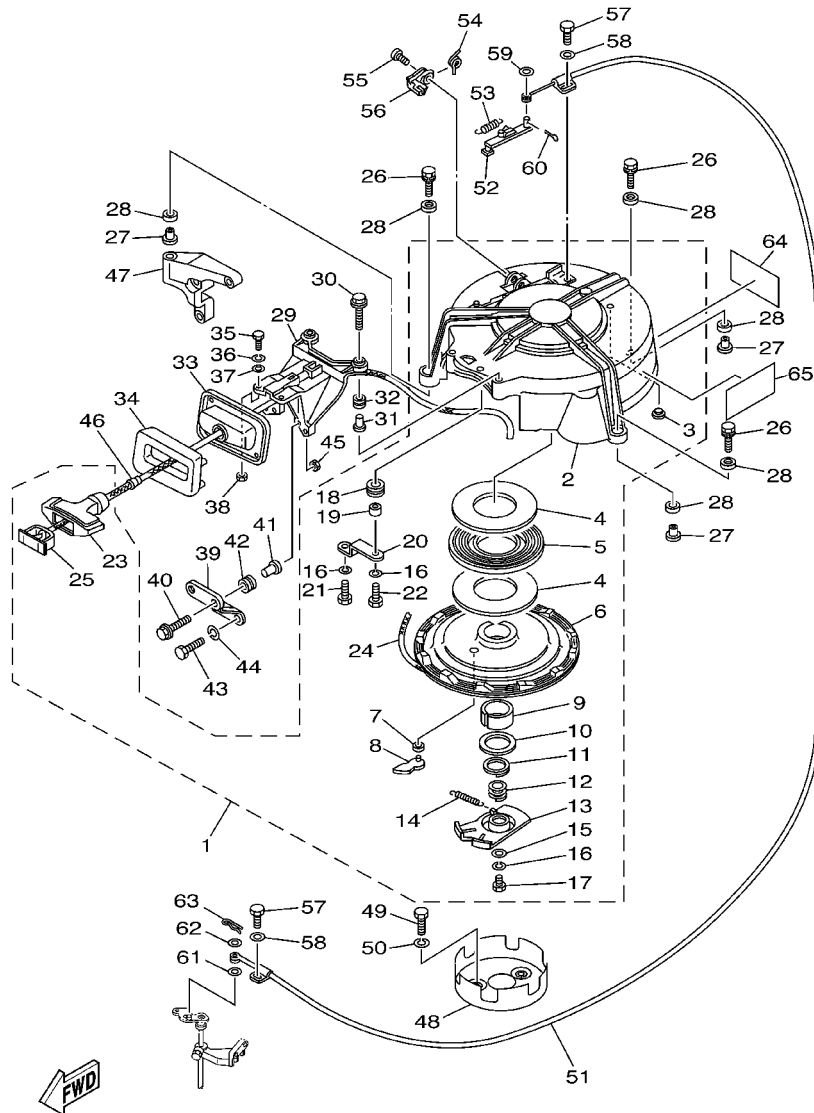
REF. NO.	PART NO. CODIGO NO.	DESCRIPTION DESCRIPTION	ET	E	WH	MH	REMARKS OBSERVACION
1	6Y2-24306-53	FUEL PIPE COMP. 1 TUBO COMBUST. COMPL 1	1	1			AP FOR TUNA
2	6E5-24305-04	.FUEL PIPE JOINT COMP. 2 .CONECTOR MANGUERA COMBUST. 2	1	1			
3	93210-08287	..O-RING ..JUNTA TORICA	1	1			
4	6Y2-24305-04	.FUEL PIPE JOINT COMP. 2 .CONECTOR MANGUERA COMBUST. 2	1	1			
5	93210-08287	..O-RING ..JUNTA TORICA	1	1			
6	90445-13M01	.HOSE (L2050) .MANGUERA (L2050)	1	1			
7	6E5-24351-51	.BAND 1 .ABRAZADERA 1	4	4			
8	90445-13M00	.HOSE (L850) .MANGUERA (L850)	1	1			
9	6Y2-24360-52	.PRIMER PUMP ASSY .SOPORTE BOMBA	1	1			



61U0200-0120

FIG. 13 STARTER

ARRANQUE



61U2200-3130

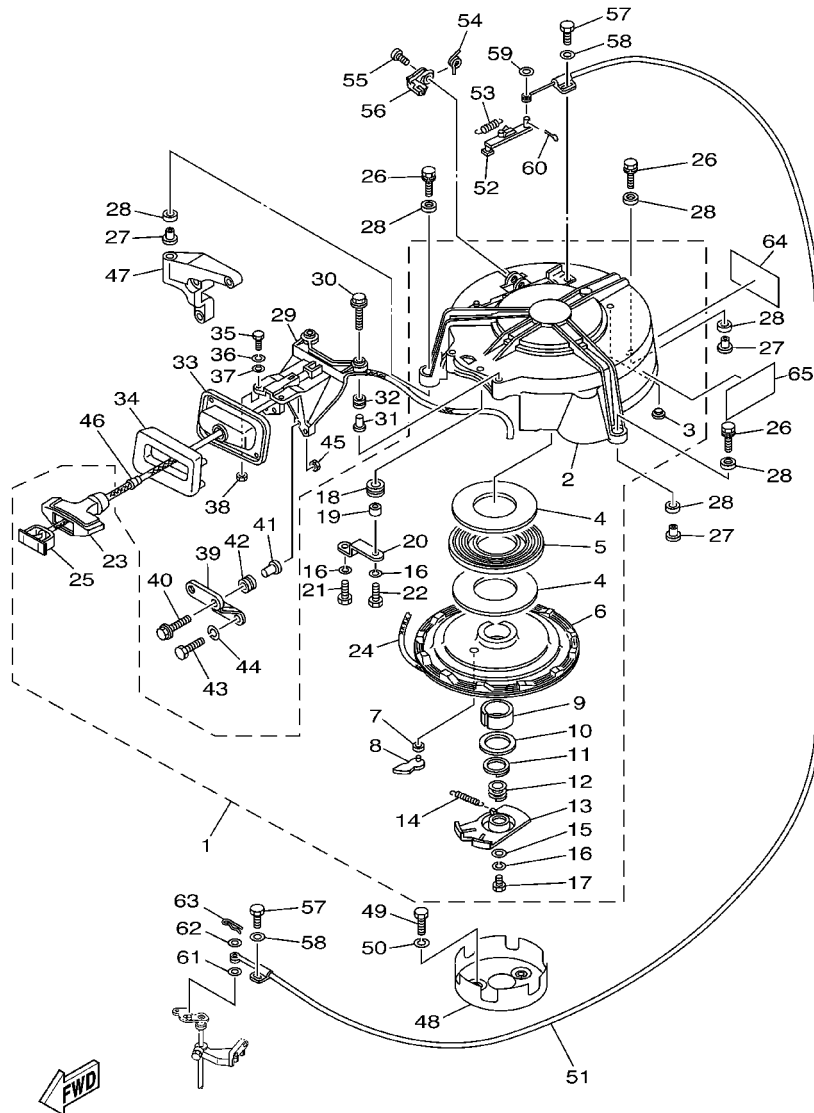
REF. NO.	PART NO. CODIGO NO.	DESCRIPTION DESCRIPTION	ET	E	WH	MH	REMARKS OBSERVACION
1	61U-W1571-00	STARTER ASSY ARRANQUE COMPLETO			1	1	
2	61U-15711-00	.CASE, STARTER .CAJA DE ARRANQUE			1	1	
3	696-15773-00	.STAY 3 .SOPORTE 3			5	5	
4	663-15739-00	.WASHER, THRUST .ARANDELA DE EMPUJE AXIAL			2	2	
5	663-15713-00	.SPRING, STARTER .RESORTE DE ARRANQUE			1	1	
6	61U-15714-00	.DRUM, SHEAVE .TAMBOR ROLDANA			1	1	
7	663-15764-00	.COLLAR 1 .COLLAR 1			1	1	
8	663-15741-02	.PAWL, DRIVE .TRINQUETE DE TRACCION			1	1	
9	663-15754-00	.BUSH 2 .BUJE			1	1	
10	663-15726-01	.WASHER, FLAT .ARANDELA PLANA			1	1	
11	663-15744-00	.CIRCLIP .SEGURO			1	1	
12	663-15715-00	.SPRING, FRICTION .RESORTE PLACA DE TRACCION			1	1	
13	696-15716-00	.PLATE, DRIVE .PLACA DE TRACCION			1	1	
14	696-15734-00	.SPRING, RETURN .RESORTE DE RETORNO			1	1	
15	663-15719-00	.WASHER, THRUST .ARANDELA DE EMPUJE			1	1	
16	92905-06100	.WASHER .ARANDELA			3	3	
17	97305-06016	.BOLT .TORNILLO			1	1	
18	663-15752-00	.ROLLER, WIRE .RODILLO DE CUERDA			1	1	
19	663-15753-00	.BUSH .BUJE			1	1	
20	61U-15758-00	.GUIDE, ROPE .GUIA DE CUERDA			1	1	
21	97305-06012	.BOLT .TORNILLO			1	1	
22	97305-06025	.BOLT .TORNILLO			1	1	
23	689-15755-01	.HANDLE, STARTER .MANIJA DE ARRANQUE			1	1	
24	*	.WIRE (L:2300MM) .CABLE (L:2300MM)			1	1	
25	6F5-15779-02	.COVER .CUBIERTA			1	1	

* CUT FROM 50M ROLLS, PART NO. 90890-44374, CUTTING LENGTH 2.3M

* CORTE DE UN RODILLO DE 50M , PARTS NUMERO 90890-44374, LARGO DEL CORTE 2.3M

FIG. 13 STARTER

ARRANQUE

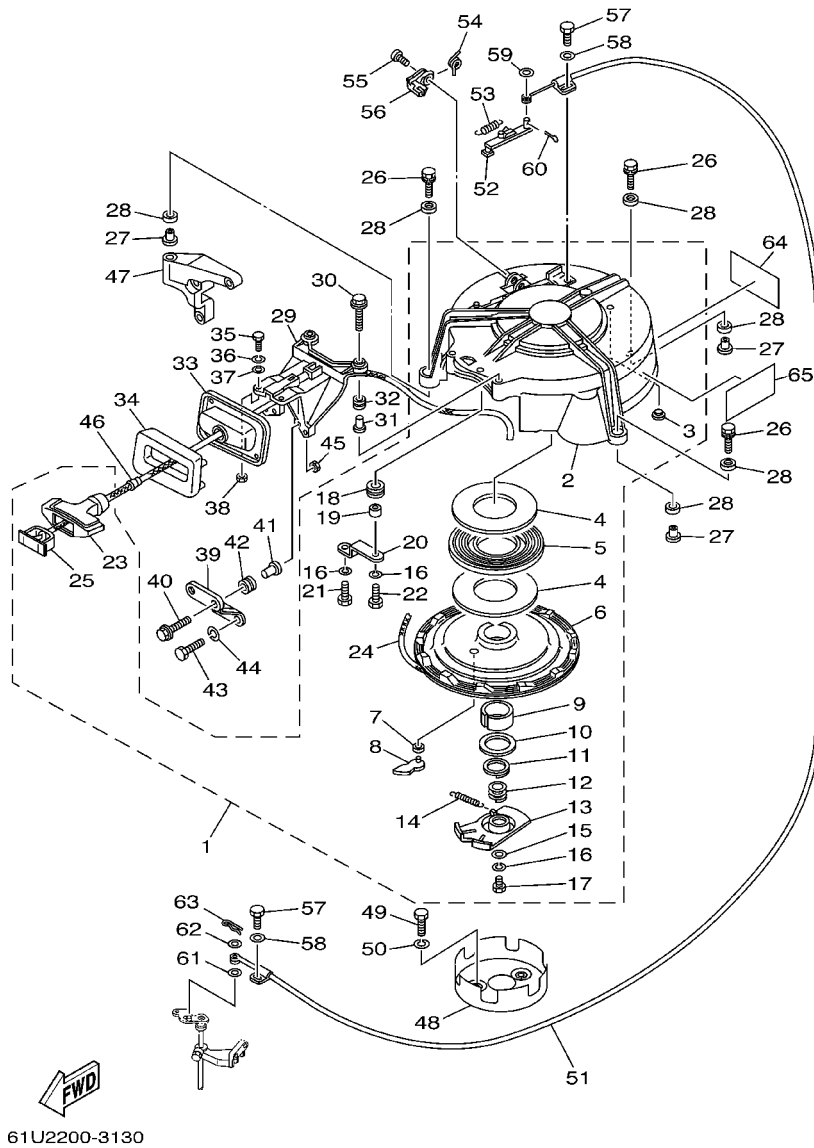


61U2200-3130

REF. NO.	PART NO. CODIGO NO.	DESCRIPTION DESCRIPTION	ET	E	WH	MH	REMARKS OBSERVACION
26	90119-08M26	BOLT, WITH WASHER TORNILLO CON ARANDELA			3	3	
27	90387-08M05	COLLAR COLLAR			3	3	
28	90385-12M04	BUSH BUJE			6	6	
29	697-15787-00-94	ADAPTOR ADAPTADOR			1	1	
30	90119-06M95	BOLT, WITH WASHER TORNILLO CON ARANDELA			2	2	
31	624-42542-00	PIPE TUBO			2	2	
32	6A0-82317-00	DAMPER, IGNITION COIL AMORTIGUADOR BOBINA ENCENDIDO			2	2	
33	692-15758-01-94	GUIDE, ROPE GUIA DE CUERDA			1	1	
34	697-15762-00	SEAL, RUBBER 2 SELLO DE GOMA 2			1	1	
35	97095-06020	BOLT PERNO			2	2	
36	92995-06100	WASHER, SPRING ARANDELA			2	2	
37	92995-06600	WASHER ARANDELA			2	2	
38	95380-06600	NUT, HEXAGON TUERCA			2	2	
39	61U-15772-00	STAY 2 SOPORTE 2			1	1	
40	90119-06M95	BOLT, WITH WASHER TORNILLO CON ARANDELA			2	2	
41	624-42542-00	PIPE TUBO			2	2	
42	6A0-82317-00	DAMPER, IGNITION COIL AMORTIGUADOR BOBINA ENCENDIDO			2	2	
43	97095-06020	BOLT PERNO			2	2	
44	92995-06100	WASHER, SPRING ARANDELA			2	2	
45	95380-06600	NUT, HEXAGON TUERCA			2	2	
46	697-15789-00	DAMPÉR AMORTIGUADOR			1	1	
47	61U-15774-00-94	STAY 4 SOPORTE 4			1	1	
48	61U-15723-01	PULLEY, STARTER POLEA DE ARRANQUE			1	1	
49	97013-08016	BOLT PERNO			3	3	
50	92903-08100	WASHER, SPRING RONDANA SENCILLA			3	3	
51	61U-15770-00	CABLE COMP., STARTER STOP CABLECOMPL DE SEGURO ARRANQUE			1	1	
52	663-15735-01	GUIDE, CAM GUIA DE LEVA			1	1	

FIG. 13 STARTER

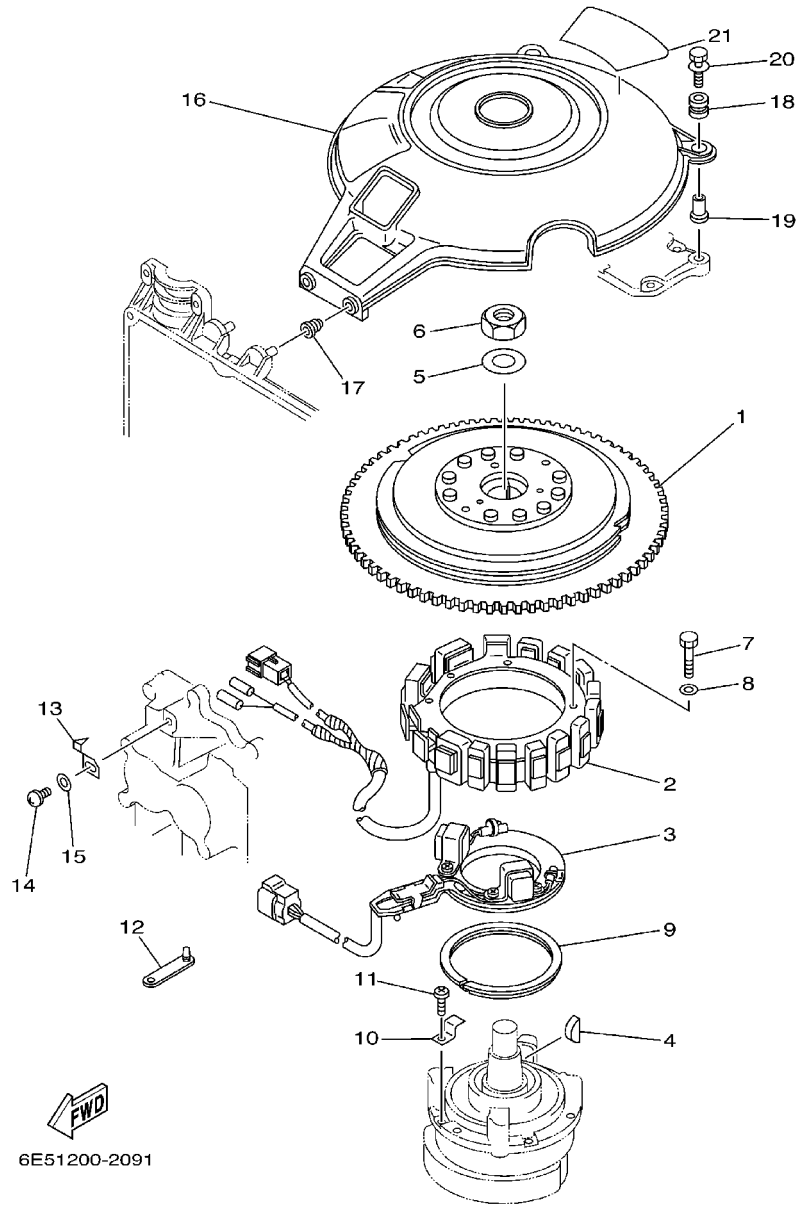
ARRANQUE



REF. NO.	PART NO. CODIGO NO.	DESCRIPTION DESCRIPTION	ET	E	WH	MH	REMARKS OBSERVACION
53	90506-08M23	SPRING, TENSION RESORTE DE TENSION			1	1	
54	90508-12015	SPRING, TORSION RESORTE DE TORSION			1	1	
55	90149-05095	SCREW TORNILLO DE REGLAJE			1	1	
56	663-15794-00	STOPPER TOPE			1	1	
57	97095-06010	BOLT PERNO			2	2	
58	92995-06600	WASHER ARANDELA			2	2	
59	92990-06200	WASHER, PLAIN ARANDELA PLANA			1	1	
60	91490-16012	PIN, COTTER CHAVETA			1	1	
61	90202-06009	WASHER, PLATE ARANDELA DE PLANA			1	1	
62	92990-06200	WASHER, PLAIN ARANDELA PLANA			1	1	
63	90468-18008	CLIP PRESILLA			1	1	
64	61U-2415A-00	LABEL, CAUTION ETIQUETA DE PRECAUCION			1	1	
65	61U-14488-00	LABEL, CAUTION ETIQUETA PRECAUCION			1	1	

FIG. 14 GENERATOR

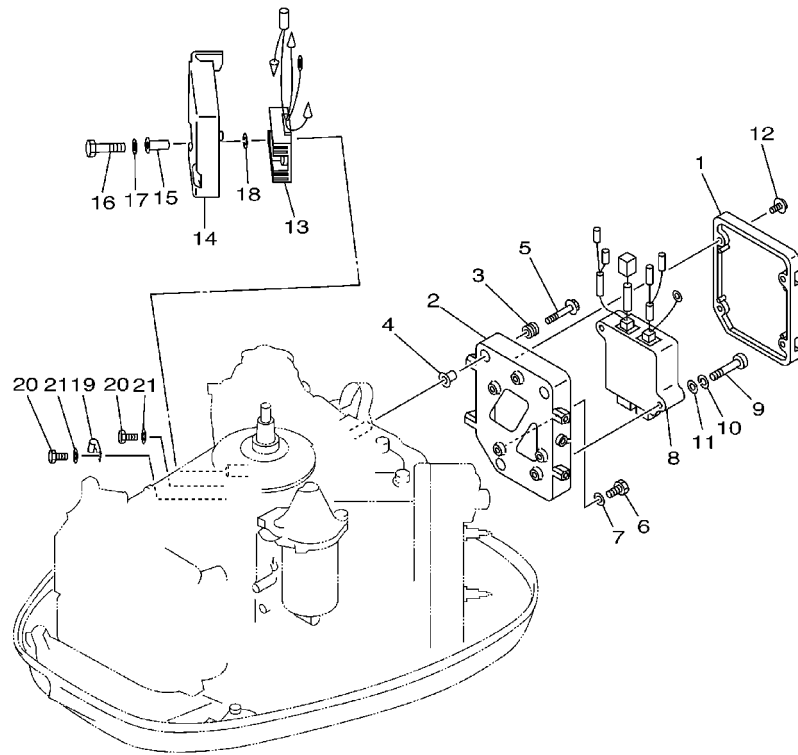
GENERADOR



REF. NO.	PART NO. CODIGO NO.	DESCRIPTION DESCRIPTION	ET	E	WH	MH	REMARKS OBSERVACION
1	6E5-85550-00	ROTOR ASSY ROTOR COMPLETO	1	1	1	1	
2	6E5-85510-01	STATOR ASSY ESTATOR COMPLET	1	1	1	1	
3	6E5-85580-00	COIL, PULSER BOBINA DE PULSACION	1	1	1	1	
4	90280-05015	KEY, WOODRUFF CUNA WOODRUFF	1	1	1	1	
5	90201-21M18	WASHER, PLATE ARANDELA PLANA	1	1	1	1	
6	90170-20137	NUT TUERCA	1	1	1	1	
7	97013-06060	BOLT PERNO	3	3	3	3	
8	92903-06600	WASHER, PLATE RONDANA SENCILLA	3	3	3	3	
9	688-41611-00	RETAINER, MAGNETO BASE RETENEDOR BASE MAGNETO	1	1	1	1	
10	688-41612-00	RETAINER, MAGNETO BASE RETENEDOR BASE MAGNETO	4	4	4	4	
11	97880-06018	SCREW, PAN HEAD TORNILLO DE CABEZA CON PLANA	4	4	4	4	
12	90464-12M00	CLAMP BRIDA	1	1	1	1	
13	6E5-81332-00	PLATE, TIMING PLACA REGULADOR DE TIEMPO	1	1	1	1	
14	97885-06010	SCREW, PAN HEAD TORNILLO A MUESCA	1	1	1	1	
15	92995-06600	WASHER ARANDELA	1	1	1	1	
16	6E5-81337-01	COVER, FLYWHEEL CUBIERTA DE VOLANTE	1	1			
17	6G5-82317-00	DAMPER, IGNITION COIL AMORTIGUADOR BOBINA ENCENDIDO	2	2			
18	6A0-82317-00	DAMPER, IGNITION COIL AMORTIGUADOR BOBINA ENCENDIDO	2	2			
19	624-42542-00	PIPE TUBO	2	2			
20	90119-06M65	BOLT, WITH WASHER TORNILLO CON ARANDELA	2	2			
21	6E5-14488-00	LABEL, CAUTION ETIQUETA PRECAUCION	1	1			

FIG. 15 ELECTRICAL 1

EQUIPO ELECTRICO 1



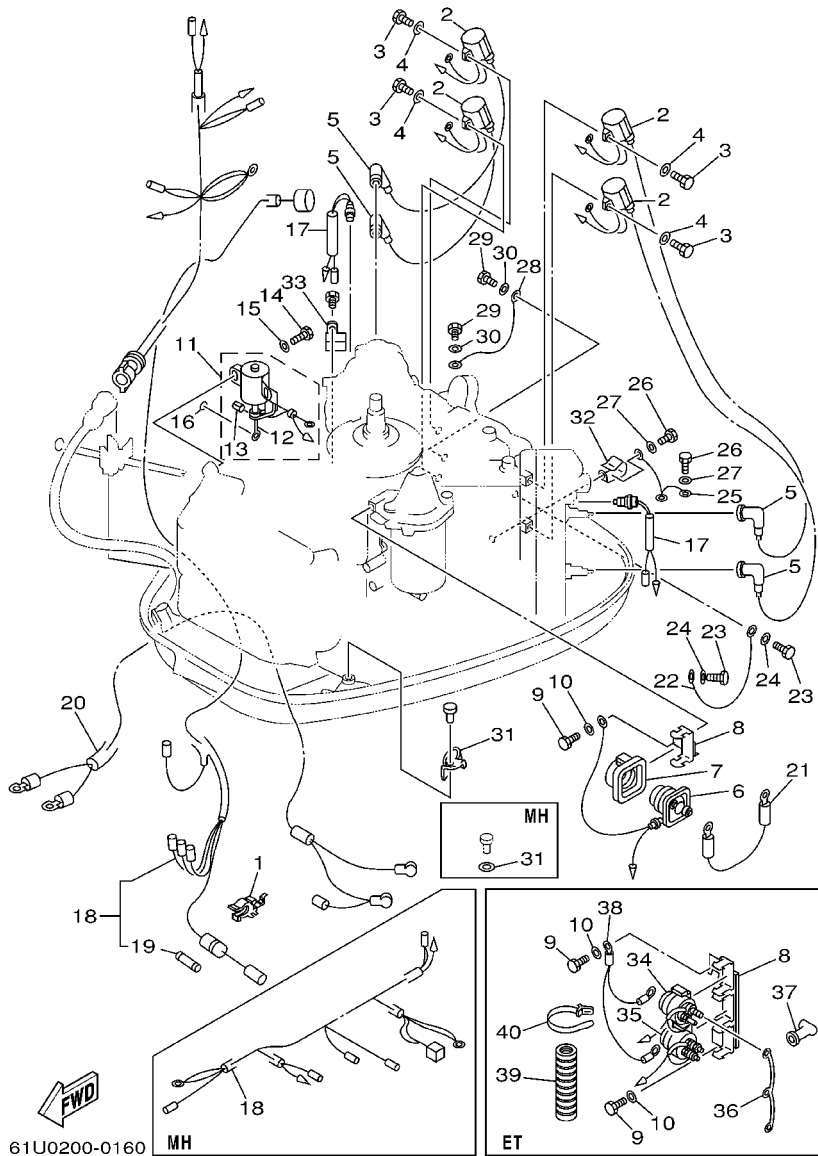
REF. NO.	PART NO. CODIGO NO.	DESCRIPTION DESCRIPTION	ET	E	WH	MH	REMARKS OBSERVACION
1	6N7-85537-00	COVER CUBIERTA	1	1	1	1	
2	6N7-85542-01-1S	BRACKET SOPORTE	1	1	1	1	
3	6A0-82317-00	DAMPER, IGNITION COIL AMORTIGUADOR BOBINA ENCENDIDO	3	3	3	3	
4	624-42542-00	PIPE TUBO	3	3	3	3	
5	90119-06M59	BOLT, WITH WASHER TORNILLO CON ARANDELA	3	3	3	3	
6	97095-06012	BOLT PERNO	1	1	1	1	
7	92995-06600	WASHER ARANDELA	1	1	1	1	
8	6E5-85540-00	C.D.I. UNIT ASSY UNIDAD C.D.I. COMPLETA	1	1	1	1	
9	97880-06040	SCREW, PAN HEAD TORNILLO DE CABEZA CON PLANA	2	2	2	2	
10	92990-06100	WASHER, SPRING ARANDELA GROWER	2	2	2	2	
11	92990-06600	WASHER, PLATE ARANDELA PLANA	2	2	2	2	
12	90159-06M11	SCREW, WITH WASHER TORNILLO CON VALONA	4	4	4	4	
13	6H0-81960-00	RECTIFIER & REGULATOR ASSY RECTIFICADOR Y REGULADOR	1	1	1	1	
14	6E5-81961-00	COVER CUBIERTA	1	1	1	1	
15	90387-06M77	COLLAR COLLAR	2	2	2	2	
16	97013-06045	BOLT PERNO	2	2	2	2	
17	92903-06600	WASHER, PLATE RONDANA SENCILLA	2	2	2	2	
18	90201-06M05	WASHER, PLATE ARANDELA PLANA	2	2	2	2	
19	90465-06M86	CLAMP BRIDA	1	1	1	1	
20	97095-06012	BOLT PERNO	2	2	2	2	
21	92995-06600	WASHER ARANDELA	2	2	2	2	



61U0200-0151

FIG. 16 ELECTRICAL 2

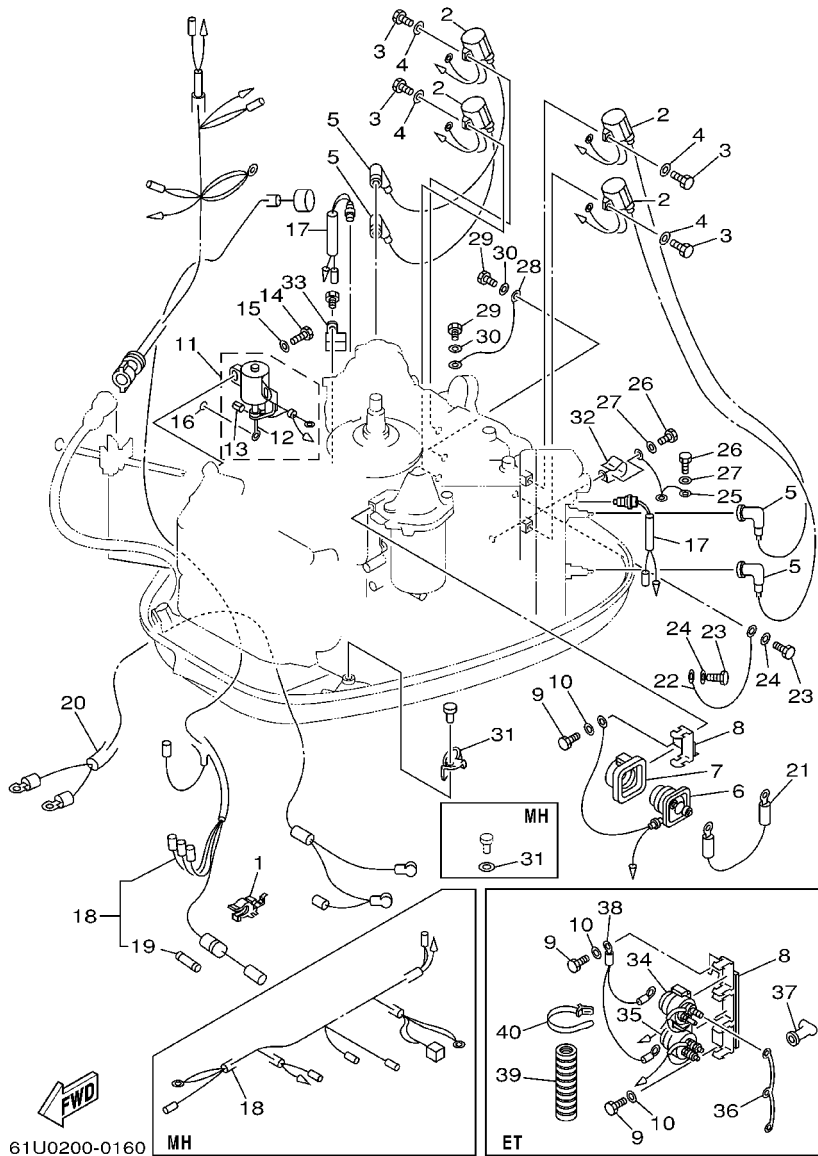
EQUIPO ELECTRICO 2



REF. NO.	PART NO. CODIGO NO.	DESCRIPTION DESCRIPTION	ET	E	WH	MH	REMARKS OBSERVACION
1	6G5-82152-00	HOLDER, FUSE PORTA-FUSIBLES	1	1	1		
2	6R3-85570-01	IGNITION COIL ASSY BOBINA DE IGNICION COMPLETO	4	4	4	4	
3	97095-06020	BOLT PERNO	4	4	4	4	
4	92995-06600	WASHER ARANDELA	4	4	4	4	
5	663-82370-01	PLUG CAP ASSY TAPON DE BUJIA COMPLT.	4	4	4	4	
6	6G1-82370-21	PLUG CAP ASSY TAPON DE BUJIA COMPLT.	4	4			FOR CARIB
6	61A-81941-00	STARTER RELAY ASSY RELE DE ARRANQUE	1	1	1		
7	689-81952-10	HOLDER, RELAY SOSTEN DE RELE	1	1	1		
8	6E5-81948-10	BRACKET SOPORTE			1	1	
	6E5-81948-22	BRACKET SOPORTE		1			
9	97095-06016	BOLT PERNO		1	1		
	97095-06016	BOLT PERNO		2			
10	92995-06600	WASHER ARANDELA		1	1		
	92995-06600	WASHER ARANDELA		2			
11	6E5-86110-02	SOLENOID SOLENOIDE		1	1		
12	6E5-86116-01	.WIRE, PULL .ALAMBRE-JALADOR		1	1		
13	91609-30010	.PIN, SPRING .PASADOR DE RESORTE		1	1		
14	97095-06016	BOLT PERNO		2	2		
15	92995-06600	WASHER ARANDELA		2	2		
16	93210-03261	O-RING JUNTA TORICA		1	1		
17	688-82560-10	THERMO SWITCH ASSY INTER. DE TERMO		2	2	2	2
18	6E5-82590-04	WIRE HARNESS ASSY CONJUNTO DE CABLES		1	1	1	
	61U-82590-M1	WIRE HARNESS ASSY CONJUNTO DE CABLES					1
19	663-82151-00	.FUSE (12V-20A) .FUSIBLE (12V-20A)		1	1	1	
							FOR 6E5-82590-04
20	61U-82105-01	WIRE HARNESS ARNES DE CABLES		1	1	1	
21	6E5-82117-01	WIRE, LEAD CABLE CONDUCTOR		1	1	1	
22	6R3-82519-00	WIRE, EARTH LEAD CABLE CONDUCTOR A TIERRA		1	1	1	1

FIG. 16 ELECTRICAL 2

EQUIPO ELECTRICO 2

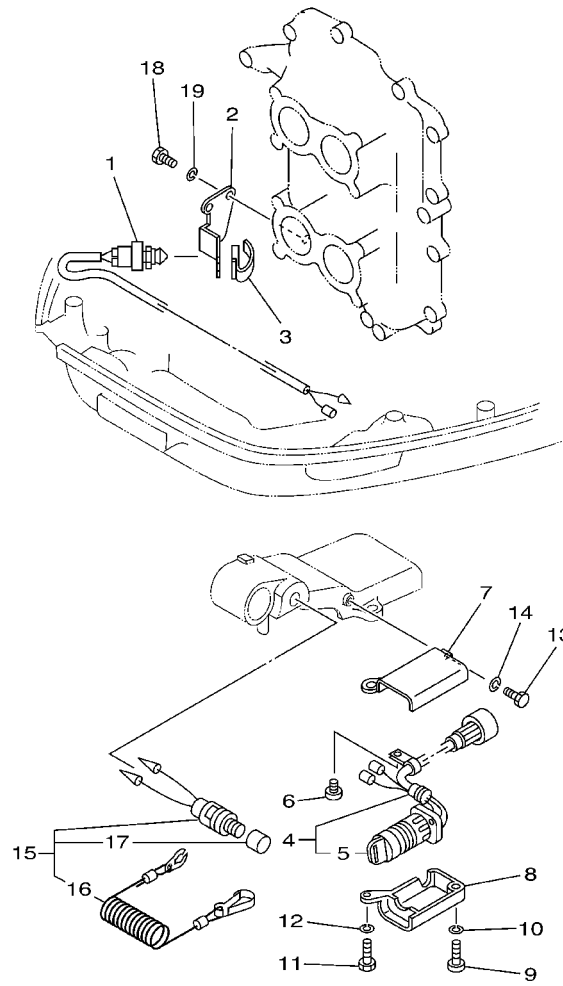


61U0200-0160

REF. NO.	PART NO. CODIGO NO.	DESCRIPTION DESCRIPTION	ET	E	WH	MH	REMARKS OBSERVACION
23	97095-06012	BOLT PERNO	2	2	2	2	
24	92995-06600	WASHER ARANDELA	2	2	2	2	
25	6E5-82531-10	WIRE, LEAD CABLE CONDUCTOR	1	1	1	1	
26	97095-06012	BOLT PERNO	2	2	2	2	
27	92995-06600	WASHER ARANDELA	2	2	2	2	
28	662-82519-00	WIRE, EARTH LEAD CABLE CONDUCTOR A TIERRA	1	1	1	1	
29	97095-06012	BOLT PERNO	2	2	2	2	
30	92995-06600	WASHER ARANDELA	2	2	2	2	
31	90465-12M25	CLAMP BRIDA	1	1	1		
	92995-06200	WASHER ARANDELA				1	
32	90465-05M87	CLAMP BRIDA	1	1	1	1	
33	90465-08M89	CLAMP BRIDA	1	1	1	1	
34	6E5-81950-00	RELAY ASSY RELE COMPLETO	1				
35	6E5-8195A-00	RELAY ASSY RELE COMPLETO	1				
36	6G5-87149-10	CONNECTOR CONECTOR	1				
37	6G5-82119-00	COVER, LEAD WIRE CUBIERTA DE CABLE CONDUCTOR	2				
38	6E5-82116-00	WIRE, MINUS LEAD CABLE CONDUCTOR NEGATIVO	1				
39	6N7-83557-00	TUBE ENCHUFE DE ACEITE	1				I.DIA.: 22MM
40	90465-13M18	CLAMP BRIDA	1				

FIG. 17 ELECTRICAL 3

EQUIPO ELECTRICO 3



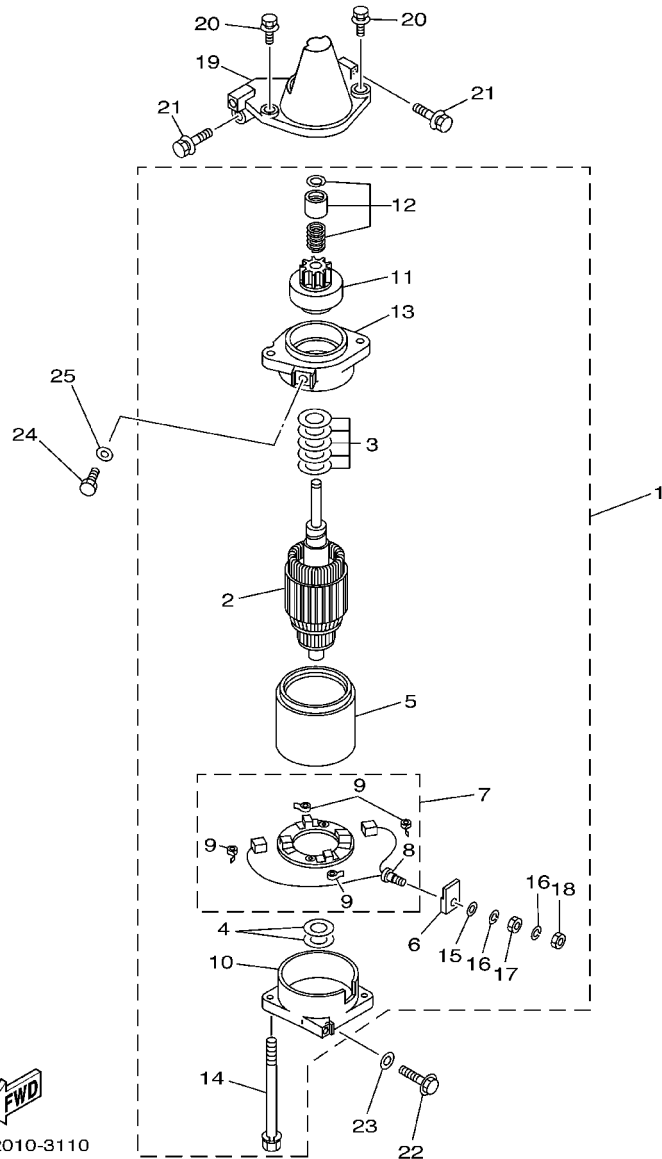
REF. NO.	PART NO. CODIGO NO.	DESCRIPTION DESCRIPTION	ET	E	WH	MH	REMARKS OBSERVACION
1	688-82540-11	NEUTRAL SWITCH ASSY INTERRUPTOR NEUTRAL COMPL			1		
2	6E5-82554-00	STAY, NEUTRAL SWITCH SOPORTE INTERRUPTOR DE NEUTRAL			1		
3	663-82555-01	DAMPER, MAIN SWITCH 1 AMORT.DE INTER.PPAL.1			1		
4	63D-82510-10	MAIN SWITCH ASSY CONJUNTO DE LLAVE IGNICION			1		
5	676-82577-00	.CAP, KEY .TAPA			1		
6	97885-06012	SCREW, PAN HEAD TORNILLO A MUESCA			1		
7	697-8252E-01-4D	MAIN SWITCH COMP. INTERRUPTOR PRINC. COMPLETO			1		
8	697-8252F-01-4D	COVER, MAIN SWITCH CUBIELA INTERRUPTOR PRINC.2			1		
9	97880-06025	SCREW, PAN HEAD TORNILLO DE CABEZA CON PLANA			1		
10	92990-06100	WASHER, SPRING ARANDELA GROWER			1		
11	97013-06030	BOLT PERNO			1		
12	92903-06100	WASHER, SPRING RONDANA SENCILLA			1		
13	97013-06020	BOLT PERNO			1		
14	92903-06100	WASHER, SPRING RONDANA SENCILLA			1		
15	69W-82575-00	ENGINE STOP SWITCH ASSY INTERRUPTOR DE PARADA COMPL			1		
16	682-82556-00	.STOPPER .RETENER			1		
17	689-8257Y-00	.CAP .CASQUILLO			1		
18	97095-06016	BOLT PERNO			2		
19	92995-06100	WASHER, SPRING ARANDELA			2		



61U2200-3170

FIG. 18 STARTING MOTOR

MOTOR DE ARRANQUE

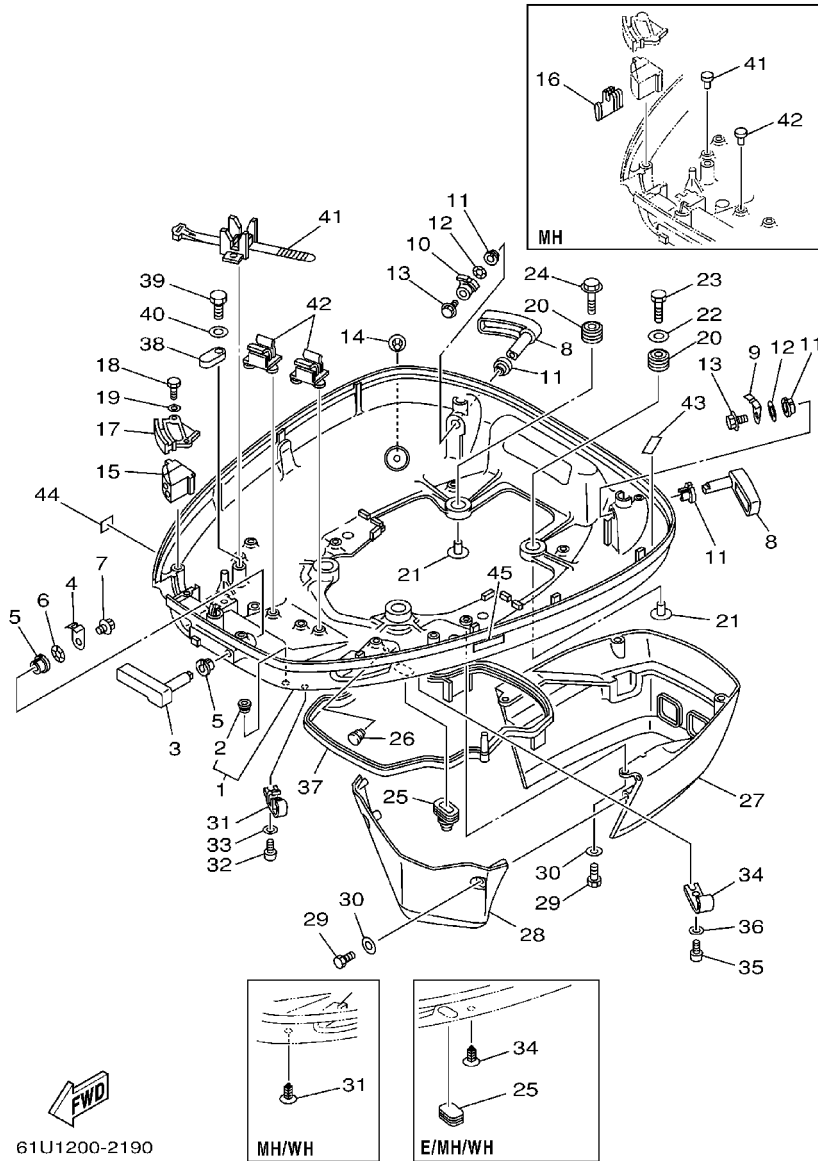


6E52010-3110

REF. NO.	PART NO. CODIGO NO.	DESCRIPTION DESCRIPTION	ET	E	WH	MH	REMARKS OBSERVACION
1	6N7-81800-10	STARTING MOTOR ASSY MOTOR DE ARRANQUE COMPLETO	1	1	1		
2	6N7-81850-10	.ARMATURE ASSY .INDUCIDO COMPLETO	1	1	1		
3	61A-81809-00	.WASHER KIT .JUEGO DE ARANDELA	1	1	1		
4	61A-81824-00	.WASHER 2 .ARANDELA 2	2	2	2		
5	6N7-81810-00	.STATOR ASSY .ESTATOR COMPLETO	1	1	1		
6	6K7-8182G-10	.BUSH, TERMINAL .BUJE DE TERMINAL	1	1	1		
7	6N7-81840-00	.BRUSH HOLDER ASSY .SOSTEN DE ESCOBILLA COMPLETO	1	1	1		
8	6N7-81801-00	..BRUSH SET ..JUEGO DE ESCOBILLA	1	1	1		
9	6N7-81813-00	..SPRING, BRUSH ..RESORTE DE ESCOBILLA	4	4	4		
10	6N7-81820-10	.REAR BRACKET ASSY .CUBIERTA TRASERA COMPL	1	1	1		
11	6N7-81807-00	.GEAR ASSY, STARTING MOTOR .PINON CONJUNTO	1	1	1		
12	6N7-81857-00	.RETAINER .SEGURO	1	1	1		
13	6N7-81830-00	.FRONT BRACKET ASSY .SOPORTE DELANTERO COMPLETO	1	1	1		
14	6K7-81826-10	.BOLT .PERNO	2	2	2		
15	6E5-8182E-10	.WASHER .RONDANA	1	1	1		
16	6E5-8182F-10	.WASHER .RONDANA	2	2	2		
17	6E5-8182A-10	.NUT .TUERCA	1	1	1		
18	6E5-8182K-10	.NUT .TUERCA	1	1	1		
19	6E5-81822-02-98	BRACKET, STARTING MOTOR SOPORTE DE MOTOR DE ARRANQUE	1	1	1	1	
20	90119-08M76	BOLT, WITH WASHER TORNILLO CON ARANDELA	2	2	2		
21	90119-08M77	BOLT, WITH WASHER TORNILLO CON ARANDELA	2	2	2	2	
22	90119-08M57	BOLT, WITH WASHER TORNILLO CON ARANDELA	1	1	1		
23	92990-08600	WASHER, PLATE ARANDELA PLANA	1	1	1		
24	97095-08016	BOLT PERNO	1	1	1		
25	92995-08600	WASHER ARANDELA	1	1	1		

FIG. 19 BOTTOM COWLING

CUBIERTA INFERIOR

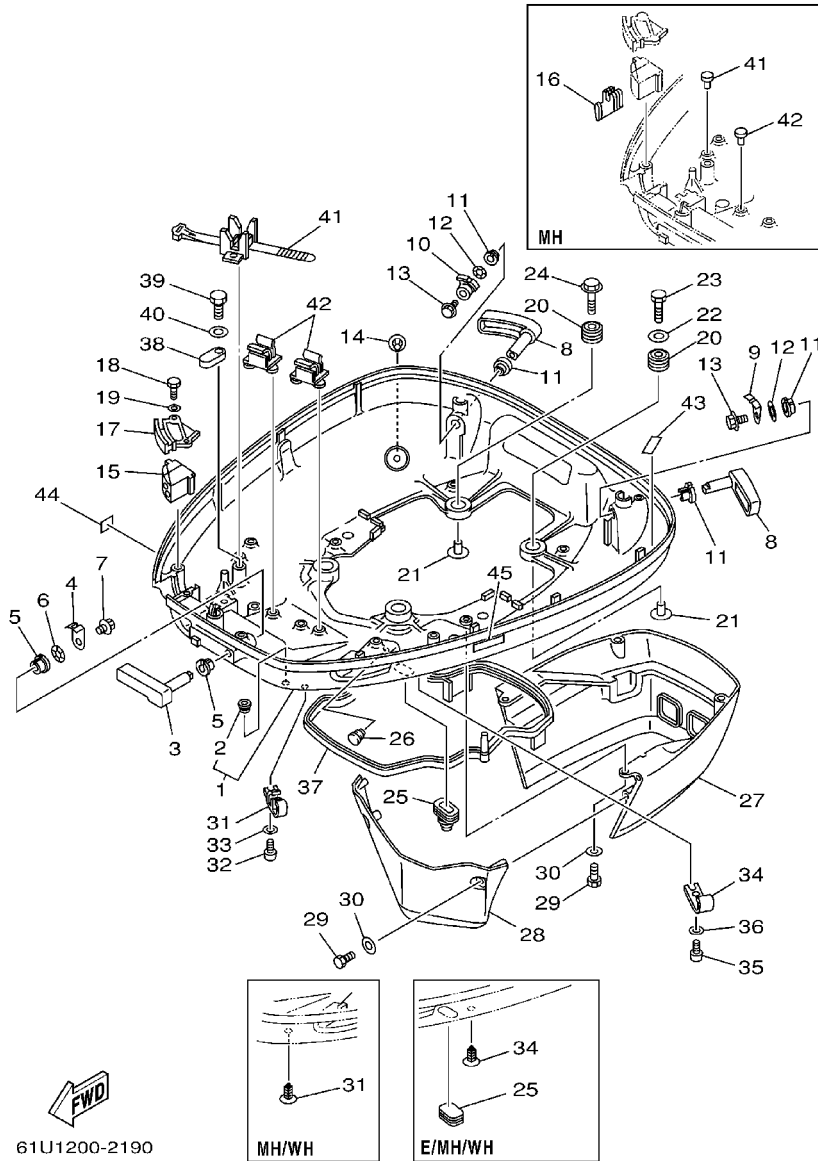


61U1200-2190

REF. NO.	PART NO. CODIGO NO.	DESCRIPTION DESCRIPTION	ET	E	WH	MH	REMARKS OBSERVACION
1	6E5-W4271-05-4D	COWLING, BOTTOM CUBIERTA INFERIOR	1	1			
	61U-W4271-02-4D	COWLING, BOTTOM CUBIERTA INFERIOR				1	1
2	6H4-42748-00	.GROMMET .TAPON	1	1	1	1	
3	688-42815-01-8D	LEVER, CLAMP PALANCA ABRAZADERA	1	1	1	1	
4	688-42816-00	LEVER, CLAMP PALANCA ABRAZADERA	1	1	1	1	
5	90386-13M38	BUSH BUJE	2	2	2	2	
6	90206-13M10	WASHER, WAVE ARANDELA ONDULADA	1	1	1	1	
7	90119-06M09	BOLT, WITH WASHER TORNILLO CON ARANDELA	1	1	1	1	
8	6E5-42817-01-4D	LEVER, CLAMP PALANCA ABRAZADERA	2	2	2	2	
9	6G5-42816-00	LEVER, CLAMP PALANCA ABRAZADERA	1	1	1	1	
10	6E5-42816-01	LEVER, CLAMP PALANCA ABRAZADERA	1	1	1	1	
11	90386-13M38	BUSH BUJE	4	4	4	4	
12	90206-13M10	WASHER, WAVE ARANDELA ONDULADA	2	2	2	2	
13	90119-06M09	BOLT, WITH WASHER TORNILLO CON ARANDELA	2	2	2	2	
14	6E5-44391-00	NIPPLE, HOSE NIPLE MANGUERA	1	1	1	1	
15	6E5-42725-00	GROMMET TAPON	1	1	1	1	
16	61U-42725-00	GROMMET TAPON					1
17	6E5-42738-01-5B	PLATE, FITTING PLACA DE AJUSTE	1	1	1	1	
18	97095-06016	BOLT PERNO	2	2	2	2	
19	92995-06600	WASHER ARANDELA	2	2	2	2	
20	90480-22M15	GROMMET TAPON	4	4	4	4	
21	90387-08M37	COLLAR COLLAR	4	4	4	4	
22	90201-08M54	WASHER, PLATE ARANDELA PLANA	1	1	1	1	
23	97075-08035	BOLT PERNO	1	1	1	1	
24	90119-08M22	BOLT, WITH WASHER TORNILLO CON ARANDELA	3	3	3	3	
25	688-42726-10	GROMMET TAPON	1				
	6H4-42726-00	GROMMET TAPON		1	1	1	

FIG. 19 BOTTOM COWLING

CUBIERTA INFERIOR

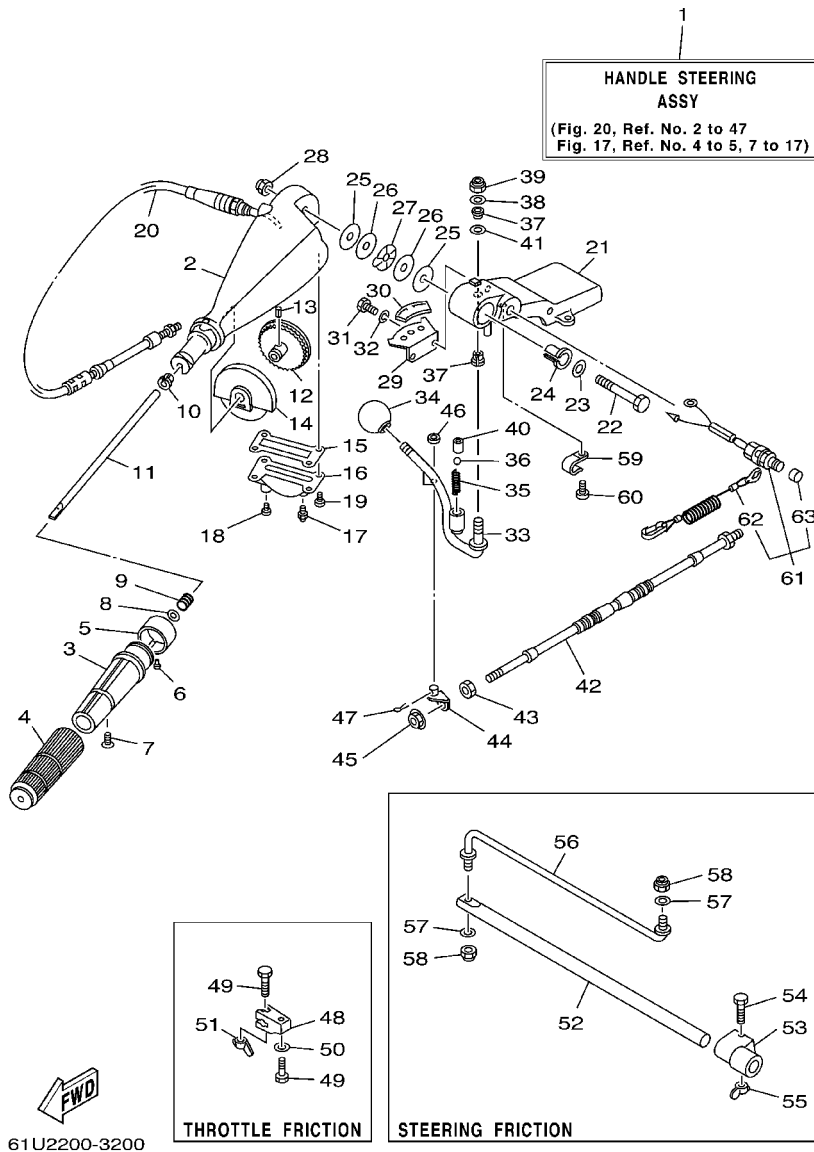


61U1200-2190

REF. NO.	PART NO. CODIGO NO.	DESCRIPTION DESCRIPTION	ET	E	WH	MH	REMARKS OBSERVACION
26	90480-10M36	GROMMET TAPON	1	1	1	1	
27	6E5-42741-01-4D	APRON MANDIL	1	1	1	1	
28	6E5-42771-01-4D	APRON MANDIL	1	1	1	1	
29	97095-06020	BOLT PERNO	6	6	6	6	
30	92995-06600	WASHER ARANDELA	6	6	6	6	
31	6E5-24367-01	CLAMP, FUEL PIPE 2 GRAMPA DE TUBO DE COMBUST.2	2	2			
	90338-05M03	PLUG TAPON				2	2
32	90157-06M01	SCREW, PAN HEAD TORNILLO CABEZA CONICA PLANA	2	2			
33	92990-06600	WASHER, PLATE ARANDELA PLANA	2	2			
34	6E5-24367-10	CLAMP, FUEL PIPE 2 GRAMPA DE TUBO DE COMBUST.2	1				
	90338-05M03	PLUG TAPON		1	1	1	
35	90157-06M01	SCREW, PAN HEAD TORNILLO CABEZA CONICA PLANA	1				
36	92990-06600	WASHER, PLATE ARANDELA PLANA	1				
37	6E5-42716-00	RUBBER, SEAL 1 SELLO DE GOMA 1	1	1	1	1	
38	6E5-82588-00	PLATE PLACA	1	1	1	1	
39	97095-06020	BOLT PERNO	1	1	1	1	
40	92995-06600	WASHER ARANDELA	1	1	1	1	
41	688-82594-00	CLAMP GRAMPA	1	1	1		
	703-82119-00	COVER, LEAD WIRE CUBIERTA DE CABLE CONDUCTOR					1
42	6E5-82594-00	CLAMP GRAMPA	2	2	2		
	689-85547-00	DAMPÉR AMORTIGUADOR					4
43	6G5-42791-00	MARK 1 MARCA 1	1	1	1	1	
	6G5-42791-10	MARK 1 MARCA 1	1	1			FOR CHINA,CARIB
44	6A1-28176-00	LABEL, CAUTION ETIQUETA DE PRECAUCION	1	1			FOR CARIB
45	6E3-8257H-00	PLATE, MARK PLACA DE MARCA	1	1			FOR CARIB

FIG. 20 STEERING

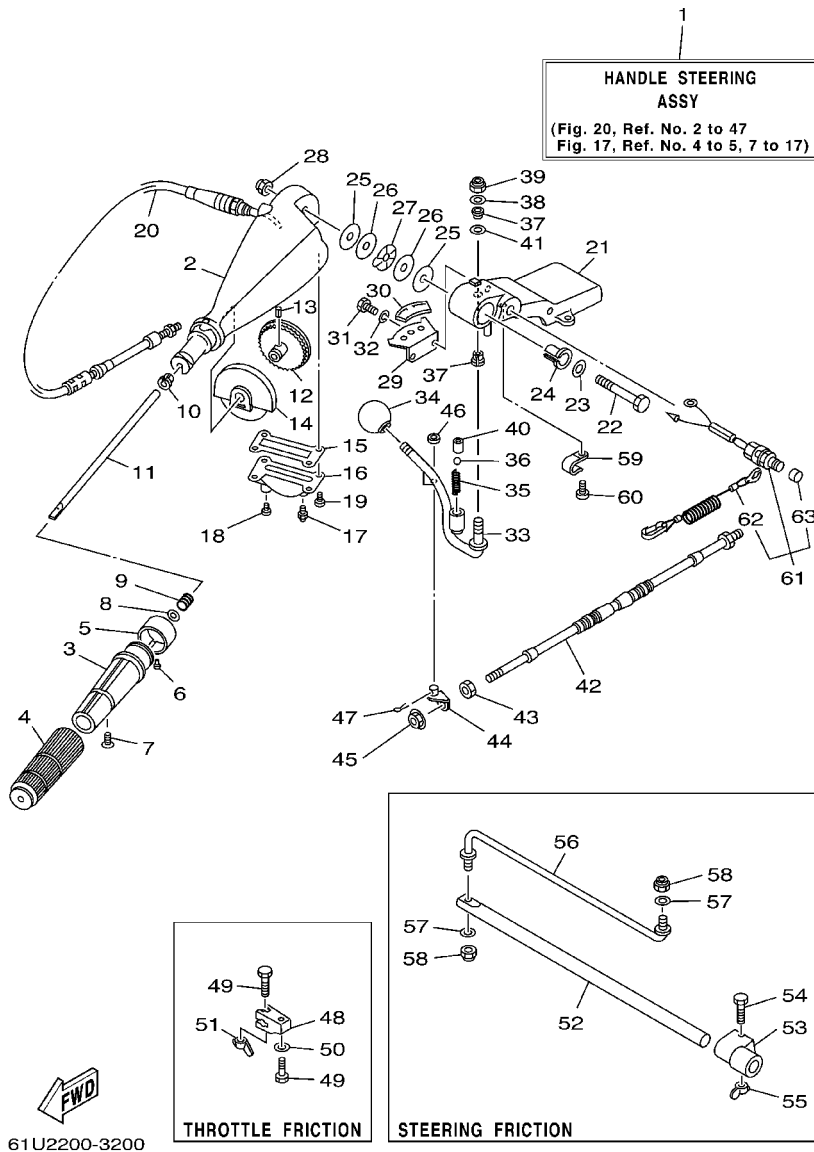
DIRECCION



REF. NO.	PART NO. CODIGO NO.	DESCRIPTION DESCRIPTION	ET	E	WH	MH	REMARKS OBSERVACION
1	6E5-W0084-13-4D	HANDLE STEERING ASSY CONJUNTO DE MANIJA			1	1	
2	692-42111-12-4D	HANDLE, STEERING MANIJA DE DIRECCION			1	1	
3	664-42119-00	GRIP, STEERING HANDLE MANGO, MANIJA DE DIRRECCION			1	1	
4	6F6-42177-A0	RUBBER, HANDLE HULE DE MANIJA			1	1	
5	6K5-42137-00	INDICATOR, THROTTLE INDICADOR ACELEBADOR			1	1	
6	90269-02M09	RIVET REMACHE			1	1	
7	90149-05M13	SCREW TORNILLO DE REGLAJE			1	1	
8	92903-10600	WASHER, PLATE RONDANA SENCILLA			1	1	
9	90501-23215	SPRING, COMPRESSION RESORTE DE COMPRESION			1	1	
10	90386-08032	BUSH BUJE			1	1	
11	692-42115-00	SHAFT, STEERING HANDLE EJE MANIJA DE DIRECCION			1	1	
12	663-42138-00	LEVER, THROTTLE PLANCA DE ACELERACION			1	1	
13	90254-03003	PIN, SPRING PASADOR DE TIPO A RESORTE			1	1	
14	692-42135-00	HOUSING, THROTTLE LEVER CAJA PALANCA ACELERADOR			1	1	
15	663-42133-01	GASKET EMPAQUE			1	1	
16	692-42134-03-94	COVER, THROTTLE LEVER CUBIERTA PALANCA ACELERADOR			1	1	
17	93700-06M03	NIPPLE, GREASE BOQUILLA DE ENGRASAR			1	1	
18	97885-06008	SCREW, PAN HEAD TORNILLO A MUESCA			1	1	
19	97885-05012	SCREW, PAN HEAD TORNILLO A MUESCA			4	4	
20	692-26301-03	THROTTLE CABLE ASSY CABLE DE ACELERADOR COMPLETO			1	1	
21	692-42121-02-4D	BRACKET SOPORTE			1	1	
22	90101-12M06	BOLT TORNILLO			1	1	
23	92990-12200	WASHER, PLAIN ARANDELA PLANA			1	1	
24	90386-12089	BUSH BUJE			1	1	
25	90202-12092	WASHER, PLATE ARANDELA DE PLANA			2	2	
26	90201-12537	WASHER, PLATE ARANDELA PLANA			2	2	
27	90206-12054	WASHER, WAVE ARANDELA ONDULADA			1	1	

FIG. 20 STEERING

DIRECCION



REF. NO.	PART NO. CODIGO NO.	DESCRIPTION DESCRIPTION	ET	E	WH	MH	REMARKS OBSERVACION
28	90185-12058	NUT, SELF-LOCKING TUERCA AUTOBLOCANTE			1	1	
29	697-44113-00	CAM PLATE, HANDLE PLACA DE LA LEVA DEL MANGO			1	1	
30	6K5-44191-00	INDICATOR, SHIFT INDICADOR DE CAMBIOS			1	1	
31	97013-06016	BOLT PERNO			2	2	
32	92903-06100	WASHER, SPRING RONDANA, SENCILLA			2	2	
33	692-44159-01	HANDLE, GEAR SHIFT MANIJA DE CAMBIO DE MARCHAS			1	1	
34	663-44173-00	LEVER, SHIFT CONTROL PALANCA CONTROL CAMBIOS			1	1	
35	90501-16M17	SPRING, COMPRESSION RESORTE DE COMPRESION			1	1	
36	93515-32M01	BALL ESFERA			1	1	
37	90386-10009	BUSH BUJE			2	2	
38	90201-10120	WASHER, PLATE ARANDELA PLANA			1	1	
39	90185-10051	NUT, SELF-LOCKING TUERCA AUTOBLOCANTE			1	1	
40	90387-12M30	COLLAR COLLAR			1	1	
41	90201-12M34	WASHER, PLATE ARANDELA PLANA			1	1	
42	6E5-48310-01	CABLE, REMOTE CONTROL CABLE CONTROL REMOTO			1	1	
43	95380-05600	NUT TUERCA			1	1	
44	6E5-44124-00	LINK, SHIFT ROD ESLABON			1	1	
45	95780-05300	NUT, NYLON TUERCA			1	1	
46	92990-06600	WASHER, PLATE ARANDELA PLANA			1	1	
47	91490-25012	PIN, COTTER CHAVETA			1	1	
48	663-42126-01	FRICTION, STEERING HANDLE GRIP FRICCION DE MANGO DIRECCION			1	1	
49	90101-06M27	BOLT TORNILLO			2	2	
50	92990-06600	WASHER, PLATE ARANDELA PLANA			1	1	
51	90175-06003	NUT, WING TUERCA MARIPOSA			1	1	
52	6E5-42518-01	SHAFT, FRICTION EJE FRICCION			1	1	
53	663-42528-00	PLATE, FRICTION PIEZA DE FRICCION			1	1	
54	97080-06035	BOLT PERNO			1	1	

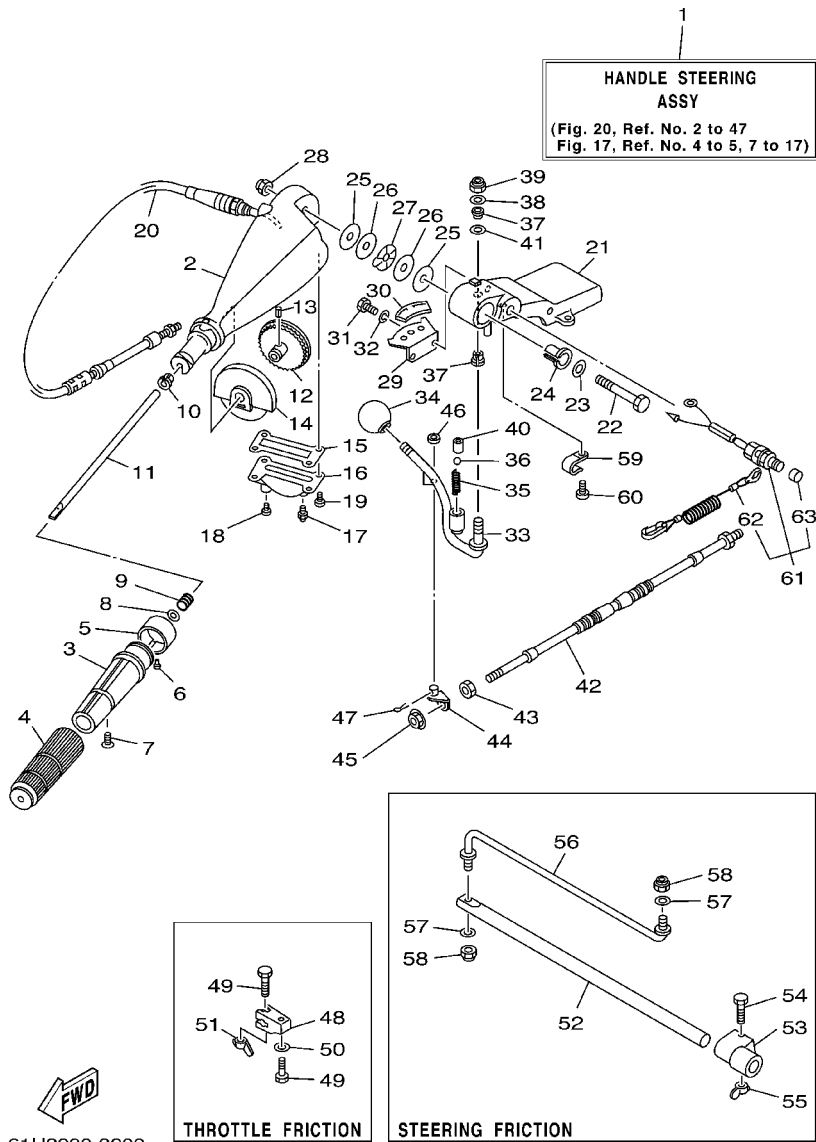
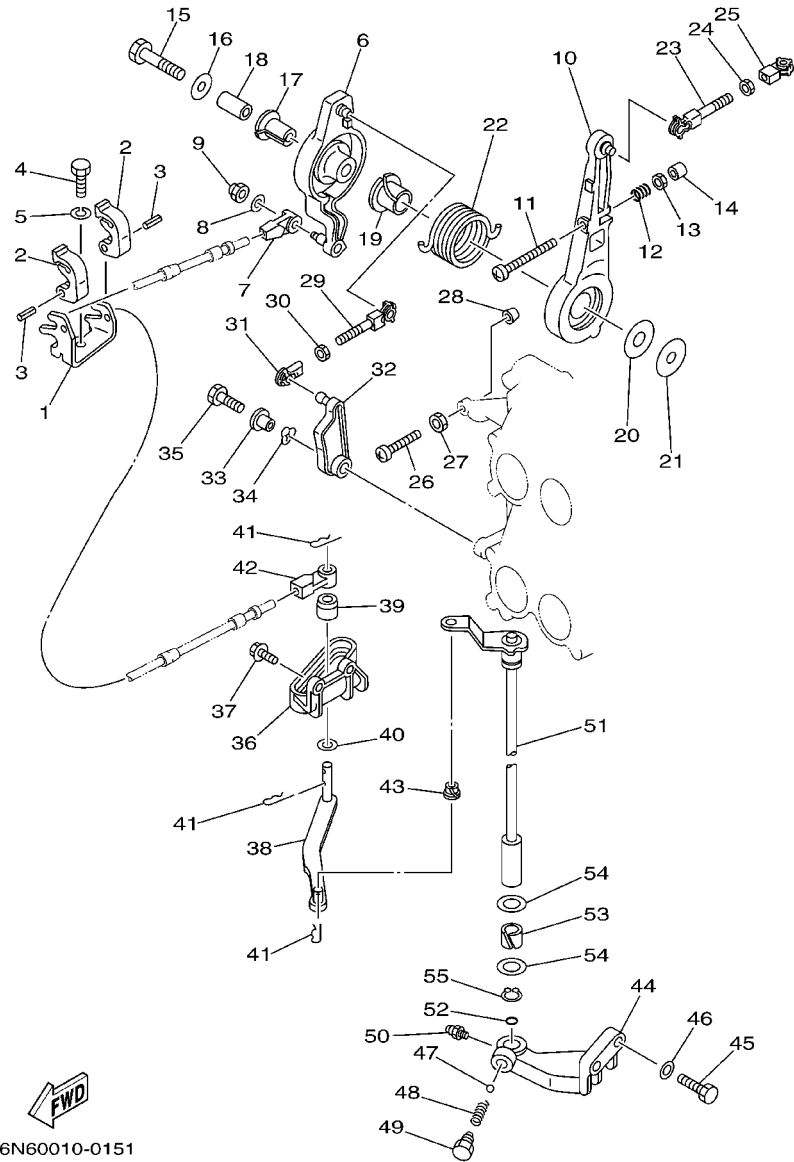


FIG. 20 STEERING

DIRECCION

REF. NO.	PART NO. CODIGO NO.	DESCRIPTION DESCRIPTION	ET	E	WH	MH	REMARKS OBSERVACION
55	90175-06003	NUT, WING TUERCA MARIPOSA			1	1	
56	6E5-42515-00	ROD, STEERING LINK VARILLA ESLABON DIRECCION			1	1	
57	92995-08600	WASHER ARANDELA			2	2	
58	90185-08057	NUT, SELF-LOCKING TUERCA AUTOBLOCANTE			2	2	
59	90465-06M90	CLAMP BRIDA				1	
60	97885-06012	SCREW, PAN HEAD TORNILLO A MUESCA				1	
61	697-82575-00	ENGINE STOP SWITCH ASSY INTERRUPTOR DE PARADA COMPL				1	
62	682-82556-00	.STOPPER .RETENER				1	
63	689-8257Y-00	.CAP .CASQUILLO				1	

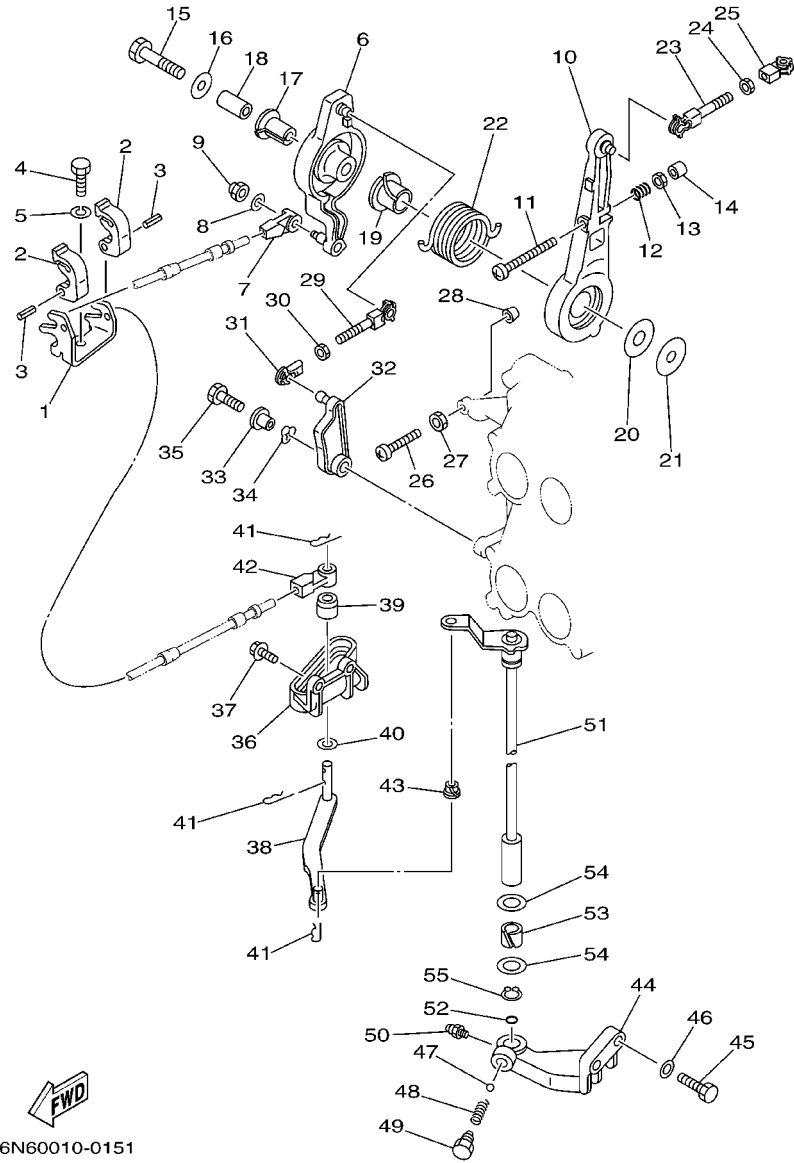


6N60010-0151

FIG. 21 CONTROL

CONTROL

REF. NO.	PART NO. CODIGO NO.	DESCRIPTION DESCRIPTION	ET	E	WH	MH	REMARKS OBSERVACION
1	6E5-48531-00	BRACKET, REMOTE CONTROL 1 SOPORTE DE CONTROL REMOTO	1	1	1	1	
2	6E5-48538-00	CLAMP, CABLE GRAMPA DE CABLE	2	2	2	2	
3	91690-30012	PIN, SPRING PASADOR DE RESORTE	2	2	2	2	
4	97095-08020	BOLT PERNO	1	1	1	1	
5	92995-08100	WASHER ARANDELA	1	1	1	1	
6	6E5-41632-02-1S	LEVER, MAGNETO CONTROL PALANCA DE CONTROL DE MAGNETO	1	1	1	1	
7	6E5-48344-00	CABLE END, REMOTE CONTROL BASE CONTROL	1	1	1	1	
8	92990-06200	WASHER, PLAIN ARANDELA PLANA	1	1	1	1	
9	90185-06M07	NUT, SELF-LOCKING TUERCA AUTOBLOCANTE	1	1	1	1	
10	6E5-41631-01-1S	LEVER, MAGNETO CONTROL PALANCA DE CONTROL DE MAGNETO	1	1	1	1	
11	90157-06013	SCREW, PAN HEAD TORNILLO CABEZA CONICA PLANA	1	1	1	1	
12	90501-16M12	SPRING, COMPRESSION RESORTE DE COMPRESION	1	1	1	1	
13	95303-06600	NUT TUERCA	1	1	1	1	
14	688-44194-00	CAP TAPA	1	1	1	1	
15	97013-08045	BOLT PERNO	1	1	1	1	
16	90201-08M23	WASHER, PLATE ARANDELA PLANA	1	1	1	1	
17	90386-12089	BUSH BUJE	1	1	1	1	
18	90387-08M16	COLLAR COLLAR	1	1	1	1	
19	90386-22M13	BUSH BUJE	1	1	1	1	
20	90202-12092	WASHER, PLATE ARANDELA DE PLANA	1	1	1	1	
21	90201-08M13	WASHER, PLATE ARANDELA PLANA	1	1	1	1	
22	90508-29M12	SPRING, TORSION RESORTE DE TORSION	1	1	1	1	
23	6E5-41636-01	ROD, MAGNETO CONTROL VARILLA DE CONTROL MAGNETO	1	1	1	1	
24	95380-05600	NUT TUERCA	1	1	1	1	
25	662-41237-01	JOINT, LINK CONECTOR	1	1	1	1	
26	90157-06013	SCREW, PAN HEAD TORNILLO CABEZA CONICA PLANA	1	1	1	1	
27	95303-06600	NUT TUERCA	1	1	1	1	

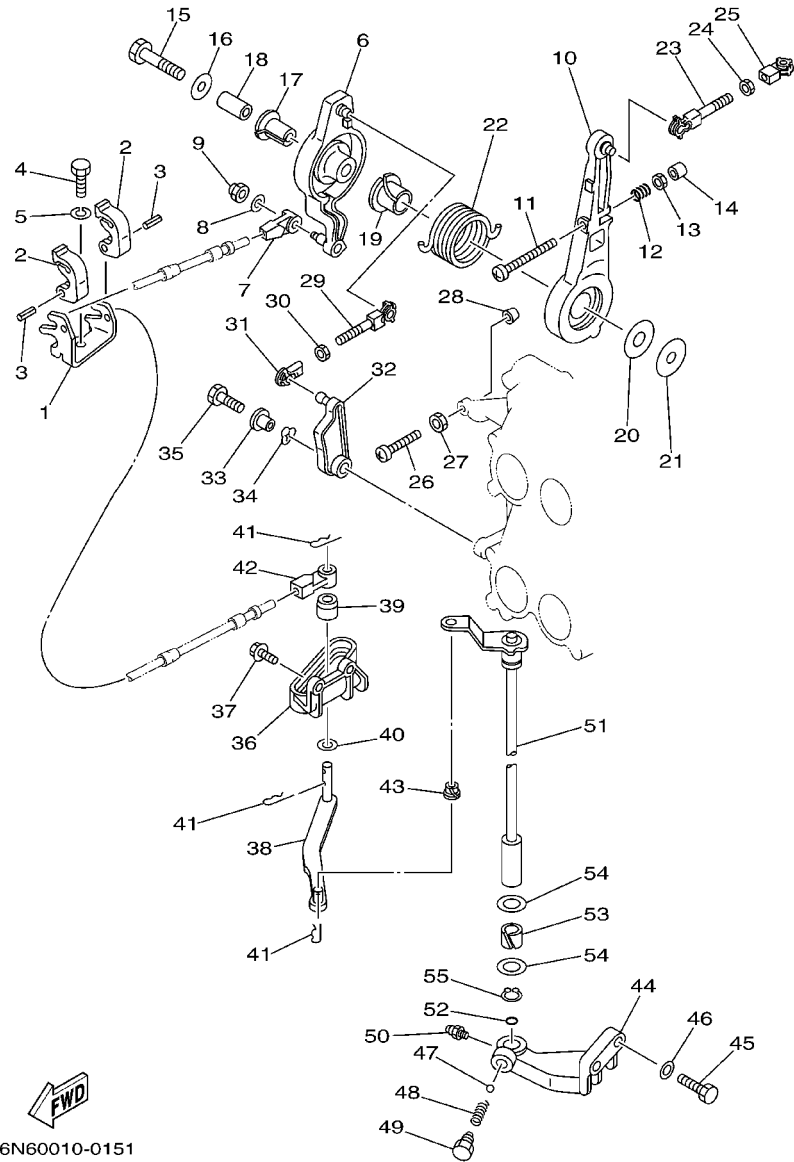


6N60010-0151

FIG. 21 CONTROL

CONTROL

REF. NO.	PART NO. CODIGO NO.	DESCRIPTION DESCRIPTION	ET	E	WH	MH	REMARKS OBSERVACION
28	688-44194-00	CAP TAPA	1	1	1	1	
29	688-41636-00	ROD, MAGNETO CONTROL VARILLA DE CONTROL MAGNETO	1	1	1	1	
30	95380-05600	NUT TUERCA	1	1	1	1	
31	662-41237-01	JOINT, LINK CONECTOR	1	1	1	1	
32	6E5-41213-00	CAM, ACCEL. LEVA ACELERADOR	1	1	1	1	
33	90387-06M29	COLLAR COLLAR	1	1	1	1	
34	90206-10M04	WASHER, WAVE ARANDELA ONDULADA	1	1	1	1	
35	97095-06025	BOLT PERNO	1	1	1	1	
36	6E5-44117-00-1S	BRACKET SOPORTE	1	1	1	1	
37	90119-06MA2	BOLT, WITH WASHER TORNILLO CON ARANDELA	2	2	2	2	
38	68F-44121-00	LEVER, SHIFT ROD PALANCA VARILLA CAMBIOS	1	1	1	1	
39	6E5-44122-00	BUSHING, SHIFT ROD LEVER BUJE PALANCA VARILLA DE CAMBIO	1	1	1	1	
40	90202-08M20	WASHER, PLATE ARANDELA DE PLANA	1	1	1	1	
41	90468-18008	CLIP PRESILLA	3	3	3	3	
42	6E5-48344-00	CABLE END, REMOTE CONTROL BASE CONTROL	1	1	1	1	
43	90386-06M12	BUSH BUJE	1	1	1	1	
44	6E5-44118-01-94	BRACKET SOPORTE	1	1	1	1	
45	97013-08030	BOLT PERNO	2	2	2	2	
46	92903-08600	WASHER, PLATE ARANDELA PLANA	2	2	2	2	
47	93501-04M02	BALL ESFERA	1	1	1	1	
48	90501-12082	SPRING, COMPRESSIION RESORTE DE COMPRESION	1	1	1	1	
49	648-42715-00	BUSHING BUJE	1	1	1	1	
50	93700-06M03	NIPPLE, GREASE BOQUILLA DE ENGRASAR	1	1	1	1	
51	6E5-44120-03	HANDLE GEAR SHIFT ASSY MANIJA DE CAMBIO COMPL	1	1			L
	61U-44120-01	HANDLE GEAR SHIFT ASSY MANIJA DE CAMBIO COMPL			1	1	L
	61U-44120-11	HANDLE GEAR SHIFT ASSY MANIJA DE CAMBIO COMPL			1	1	Y
	6E5-44120-23	HANDLE GEAR SHIFT ASSY MANIJA DE CAMBIO COMPL	1	1			X



6N60010-0151

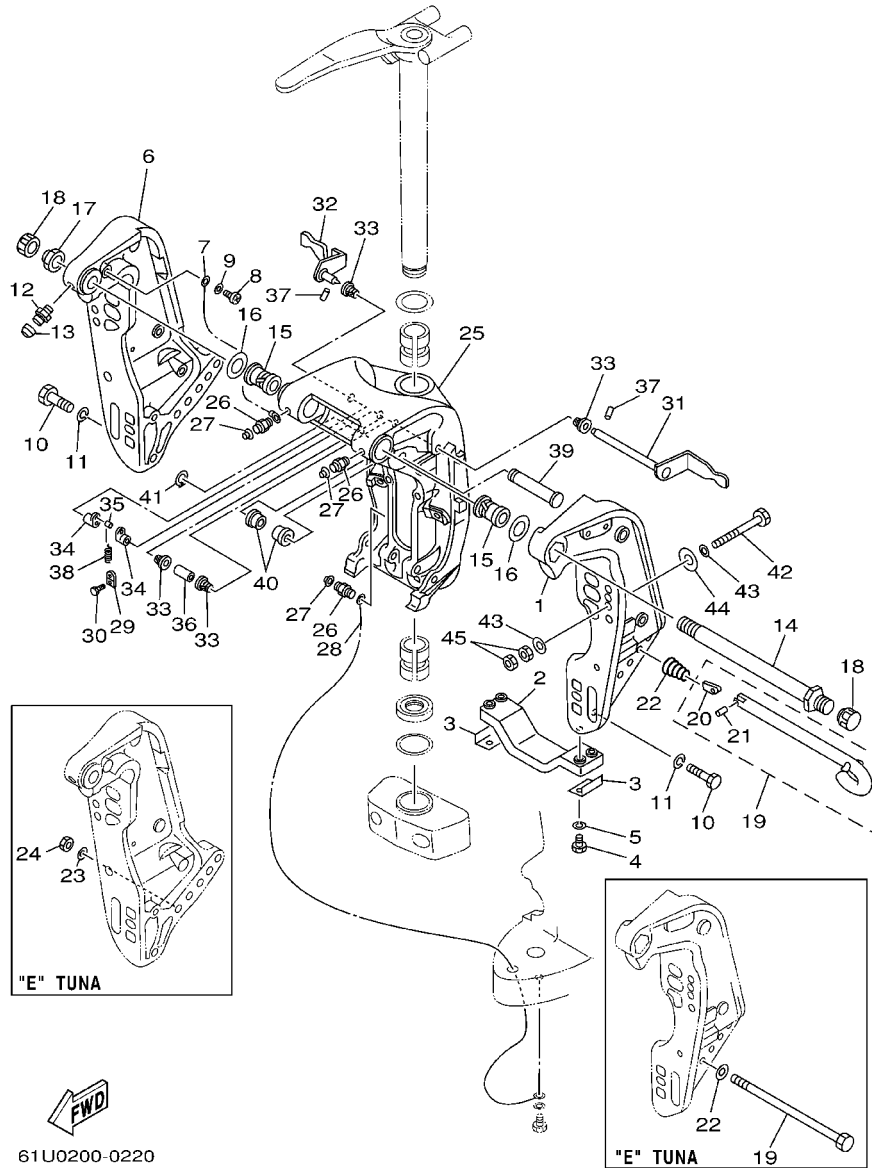
FIG. 21 CONTROL

CONTROL

REF. NO.	PART NO. CODIGO NO.	DESCRIPTION DESCRIPTION	ET	E	WH	MH	REMARKS OBSERVACION
51	61U-44120-21	HANDLE GEAR SHIFT ASSY MANIJA DE CAMBIO COMPL			1	1	X
52	93210-09165	O-RING JUNTA TORICA	1	1	1	1	
53	90386-16M66	BUSH BUJE	1	1	1	1	
54	90202-16061	WASHER, PLATE ARANDELA DE PLANA	2	2	2	2	
55	93410-16006	CIRCLIP SEGURO	1	1	1	1	
<hr/>							
<hr/>							
<hr/>							
<hr/>							
<hr/>							
<hr/>							
<hr/>							
<hr/>							
<hr/>							
<hr/>							

FIG. 22 BRACKET 1

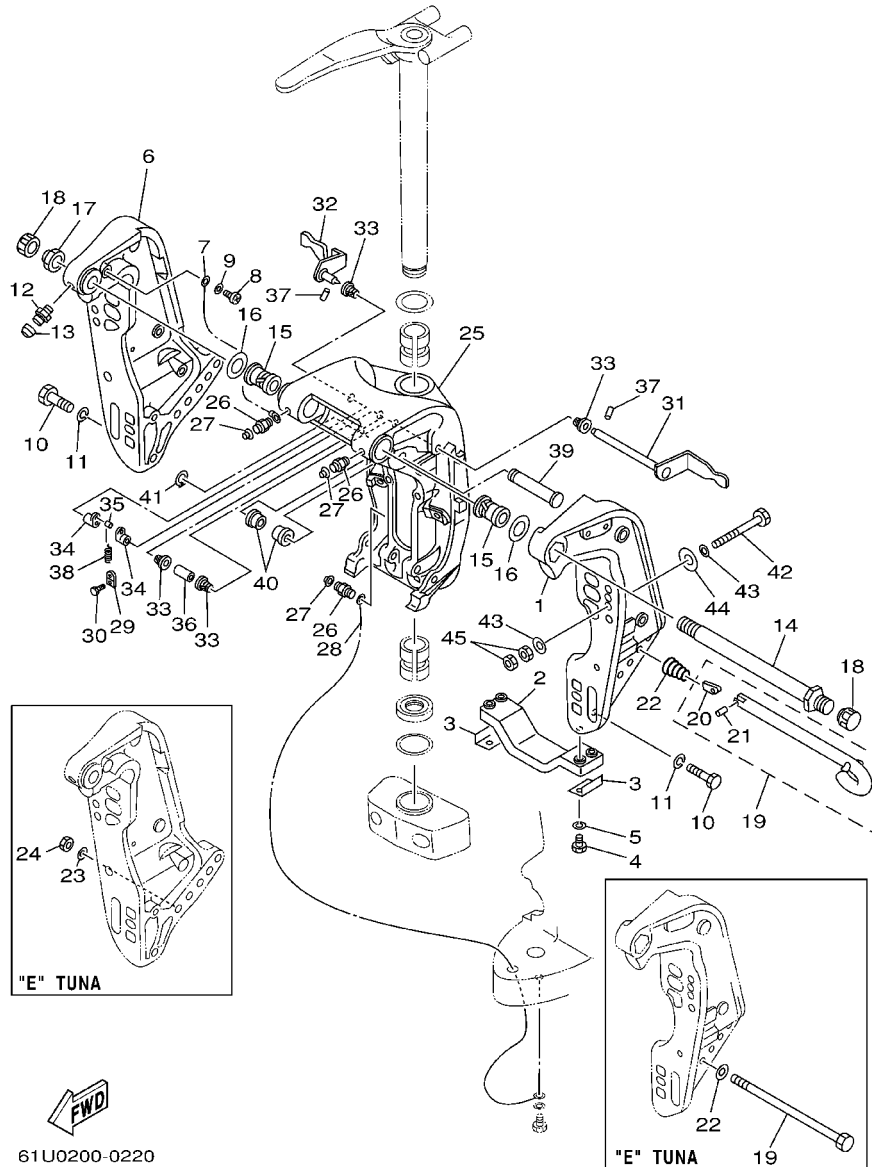
SOPORTE 1



REF. NO.	PART NO. CODIGO NO.	DESCRIPTION DESCRIPTION	ET	E	WH	MH	REMARKS OBSERVACION
1	6E5-43111-04-8D	BRACKET, CLAMP SOPORTE DE LA ABRAZADERA		1	1	1	FOR TUNA
	6E5-43111-62-8D	BRACKET, CLAMP SOPORTE DE LA ABRAZADERA		1			
2	6G5-45251-02	ANODE CATODE		1	1	1	
3	6G5-44526-00	PLATE PLACA 1		2	2	2	
4	97095-06030	BOLT PERNO		4	4	4	
5	92995-06100	WASHER, SPRING ARANDELA		4	4	4	
6	6E5-43112-04-8D	BRACKET, CLAMP SOPORTE DE LA ABRAZADERA		1	1	1	FOR TUNA
	6E5-43112-62-8D	BRACKET, CLAMP SOPORTE DE LA ABRAZADERA		1			
7	6E5-82148-00	WIRE, LEAD 4 CABLE CONDUCTOR 4		1	1	1	
8	97880-06012	SCREW, PAN HEAD TORNILLO DE CABEZA CON PLANA		1	1	1	
9	92990-06600	WASHER, PLATE ARANDELA PLANA		1	1	1	
10	97095-10045	BOLT PERNO		6	6	6	
11	92995-10100	WASHER ARANDELA		6	6	6	
12	93700-06M03	NIPPLE, GREASE BOQUILLA DE ENGRASAR		1	1	1	
13	663-45119-00	CAP, GREASE NIPPLE TAPA DE GRASERA		1	1	1	AP
14	6R3-43131-00	BOLT, CLAMP BRACKET TORNILLO DE ABRAZADERA DEL SOP		1	1	1	
15	90386-25M31	BUSH BUJE		2	2	2	
16	90201-26M59	WASHER, PLATE ARANDELA PLANA		2	2	2	
17	90185-22M11	NUT, SELF-LOCKING TUERCA AUTOBLOCANTE		1	1	1	
18	6G5-43145-01	CAP, CLAMP BRACKET TAPA		2	2		
19	6E5-43160-00	TILT ROD ASSY VARILLA DE BASCULACION COMPL.		1	1	1	FOR TUNA
	90109-12M55	BOLT PERNO		1			
20	688-43165-00	.PLATE, TILT LOCK .PLACA DE TOPE, VARILLA SEGUR		1	1	1	
21	91690-30014	.PIN, SPRING .PASADOR DE RESORTE		1	1	1	
22	90502-20M03	SPRING, CONICAL RESORTE CONICO		1	1	1	
	92995-16600	WASHER ARANDELA		1			FOR TUNA
23	92995-12200	WASHER ARANDELA		1			FOR TUNA

FIG. 22 BRACKET 1

SOPORTE 1

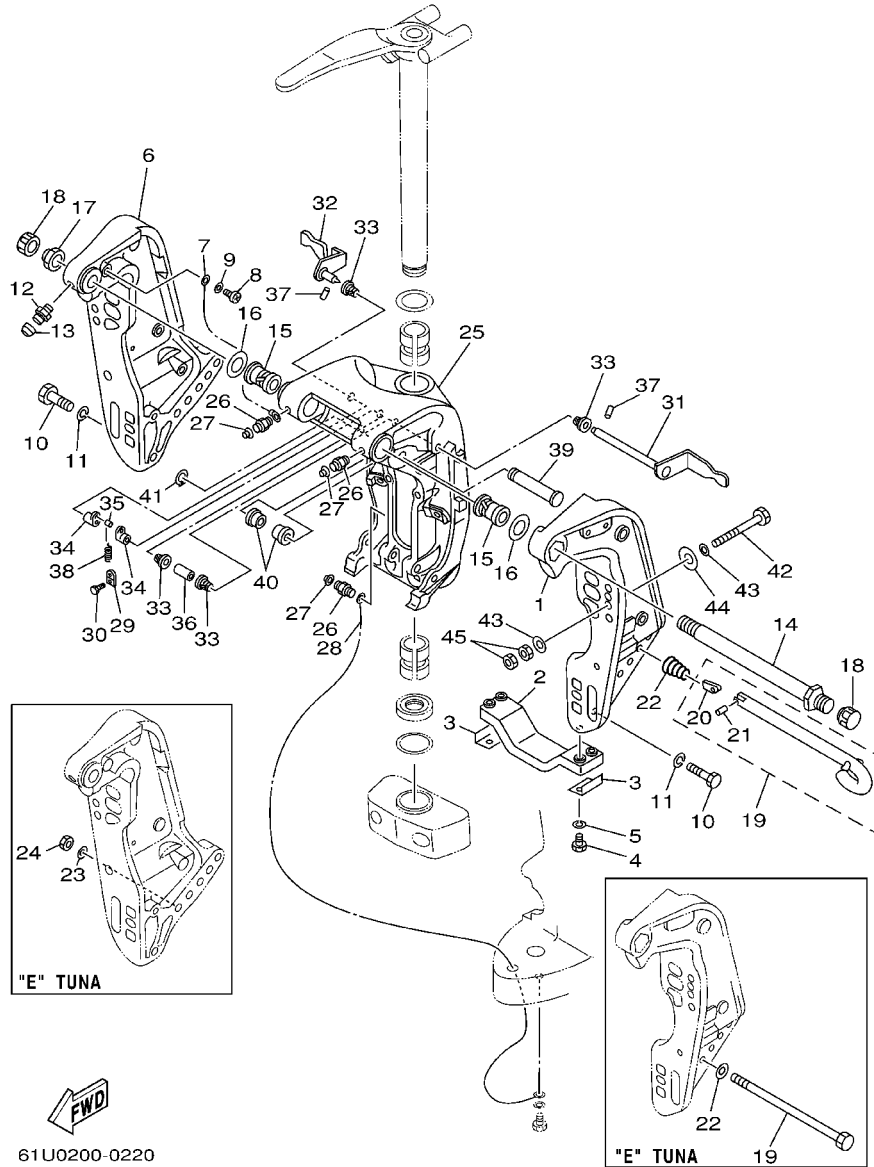


REF. NO.	PART NO. CODIGO NO.	DESCRIPTION DESCRIPTION	ET	E	WH	MH	REMARKS OBSERVACION
24	95780-12300	NUT, FLANGE TUERCA		1			FOR TUNA
25	6E5-43311-A2-8D	BRACKET, SWIVEL 1 SOPORTE GIRATORIO 1		1	1	1	L/Y
	6E5-43311-E2-8D	BRACKET, SWIVEL 1 SOPORTE GIRATORIO 1		1	1	1	X
26	93700-06M03	NIPPLE, GREASE BOQUILLA DE ENGRASAR		3	3	3	
27	663-45119-00	CAP, GREASE NIPPLE TAPA DE GRASERA		3	3	3	AP
28	6E5-82147-00	WIRE, LEAD 4 CABLE CONDUCTOR 4		1	1	1	L/Y
	6E5-82147-20	WIRE, LEAD 4 CABLE CONDUCTOR 4		1	1	1	X
29	6G5-43144-00	HOOK, SPRING GANCHO		1	1	1	
30	97095-06010	BOLT PERNO		1	1	1	
31	61U-43181-00	LEVER, TILT STOP PALANCA TOPE INCLINACION		1	1	1	
32	61U-43185-00	LEVER, TILT STOP PALANCA TOPE INCLINACION		1	1	1	
33	90386-10M16	BUSH BUJE		4	4	4	
34	6G5-43148-00	COLLAR, DISTANCE COLLAR		2	2	2	
35	90249-06M19	PIN PASADOR		1	1	1	
36	90387-10M05	COLLAR COLLAR		1	1	1	
37	91690-30020	PIN, SPRING PASADOR DE RESORTE		2	2	2	
38	90506-14M24	SPRING, TENSION RESORTE DE TENSION		1	1	1	
39	6E5-43126-02	PIN, UPPER SHOCK MOUNT PASADOR DE AMORTIGUADOR SUPERI		1	1	1	
40	90386-18M44	BUSH BUJE		2	2	2	
41	93410-18M02	CIRCLIP SEGURO		1	1	1	
42	90101-12M03	BOLT (L:115MM) TORNILLO (L:115MM)		4	4	4	FOR TUNA
	90101-12M03	BOLT (L:115MM) TORNILLO (L:115MM)		6			
43	90201-13M01	WASHER, PLATE ARANDELA PLANA		8	8	8	
	90201-13M01	WASHER, PLATE ARANDELA PLANA		12			FOR TUNA
44	90201-12M05	WASHER, PLATE ARANDELA PLANA		4	4	4	
	90201-12M05	WASHER, PLATE ARANDELA PLANA		6			FOR TUNA
45	95380-12600	NUT TUERCA		8	8	8	


61U0200-0220

FIG. 22 BRACKET 1

SOPORTE 1

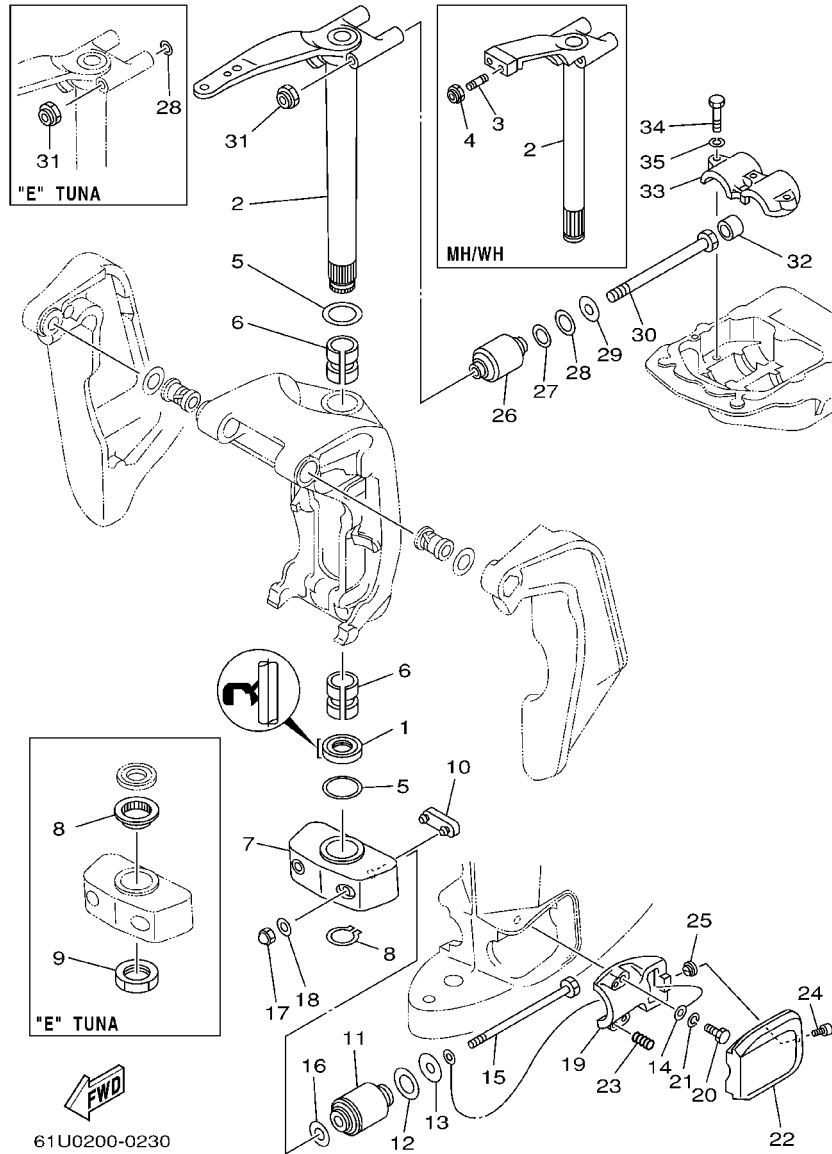


REF. NO.	PART NO. CODIGO NO.	DESCRIPTION DESCRIPTION	ET	E	WH	MH	REMARKS OBSERVACION
45	95380-12600	NUT TUERCA		12			FOR TUNA


61U0200-0220

FIG. 23 BRACKET 2

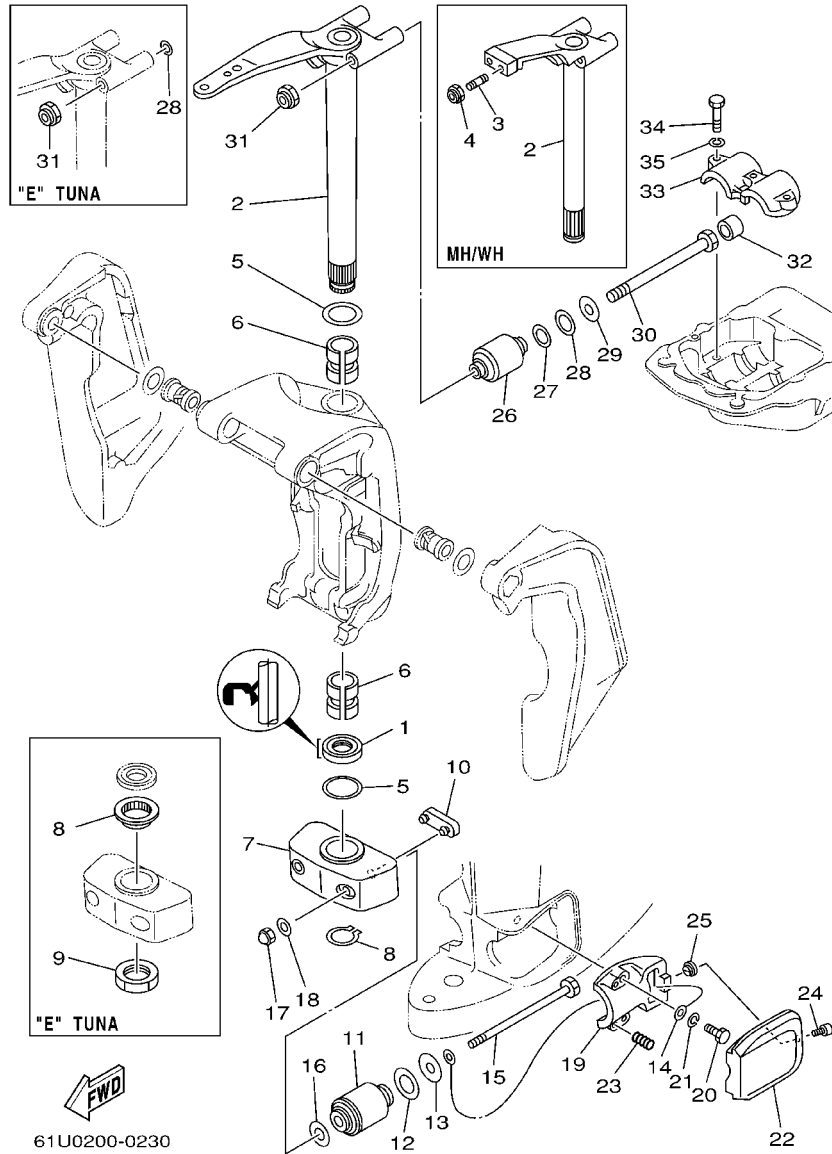
SOPORTE 2



REF. NO.	PART NO. CODIGO NO.	DESCRIPTION DESCRIPTION	ET	E	WH	MH	REMARKS OBSERVACION
1	93109-38M02	OIL SEAL SELLO ACEITE		1	1	1	
2	6E5-42510-05-8D	STEERING BRACKET ASSY SOPORTE DIRECCION COMPL.		1			L
	6E5-42510-11-8D	STEERING BRACKET ASSY SOPORTE DIRECCION COMPL.			1	1	L/Y
	6E5-42510-61-8D	STEERING BRACKET ASSY SOPORTE DIRECCION COMPL.		1			L-FOR TUNA
	6E5-42510-25-8D	STEERING BRACKET ASSY SOPORTE DIRECCION COMPL.		1			X
	6E5-42510-71-8D	STEERING BRACKET ASSY SOPORTE DIRECCION COMPL.			1	1	X
3	90116-10M28	BOLT, STUD ESPARRAGO			2	2	
4	90185-10051	NUT, SELF-LOCKING TUERCA AUTOBLOCANTE			2	2	
5	90201-38M60	WASHER, PLATE ARANDELA PLANA		2	2	2	
	90201-38M60	WASHER, PLATE ARANDELA PLANA		1			FOR TUNA
6	90386-38M32	BUSH BUJE		2	2	2	
	90386-38M89	BUSH BUJE		2			FOR TUNA
7	6G5-44551-01-8D	HOUSING, LOWER MOUNT RUBBER CAJA AMORTIGUADOR INFERIOR HU		1	1	1	
	6E5-44551-61-8D	HOUSING, LOWER MOUNT RUBBER CAJA AMORTIGUADOR INFERIOR HU		1			FOR TUNA
8	93410-37M04	CIRCLIP SEGURO		1	1	1	
	6E5-42535-60	WASHER, THRUST RONDANA EMPUJE		1			FOR TUNA
9	6E5-42546-60	NUT TUERCA		1			FOR TUNA
10	6E5-44575-00	DAMPER, LOWER MOUNT RUBBER AMORTIGUADOR INFERIOR		1	1	1	
11	6E5-44555-00-94	MOUNT DAMPER, LOWER SIDE AMORTIGUADOR DE HULE LADO INFE		2	2	2	
12	90202-32M19	WASHER, PLATE ARANDELA DE PLANA		2	2	2	
13	90201-16M55	WASHER, PLATE ARANDELA PLANA		2	2	2	
14	6E5-82149-00	WIRE, LEAD 3 CABLE CONDUCTOR 3		1	1	1	
15	90109-14M34	BOLT PERNO		2	2	2	
	90109-14M54	BOLT PERNO		2			FOR TUNA
16	90201-15M58	WASHER, PLATE ARANDELA PLANA		2	2	2	
17	95380-14800	NUT TUERCA		2	2	2	
	90185-14M00	NUT, SELF-LOCKING TUERCA AUTOBLOCANTE		2			FOR TUNA

FIG. 23 BRACKET 2

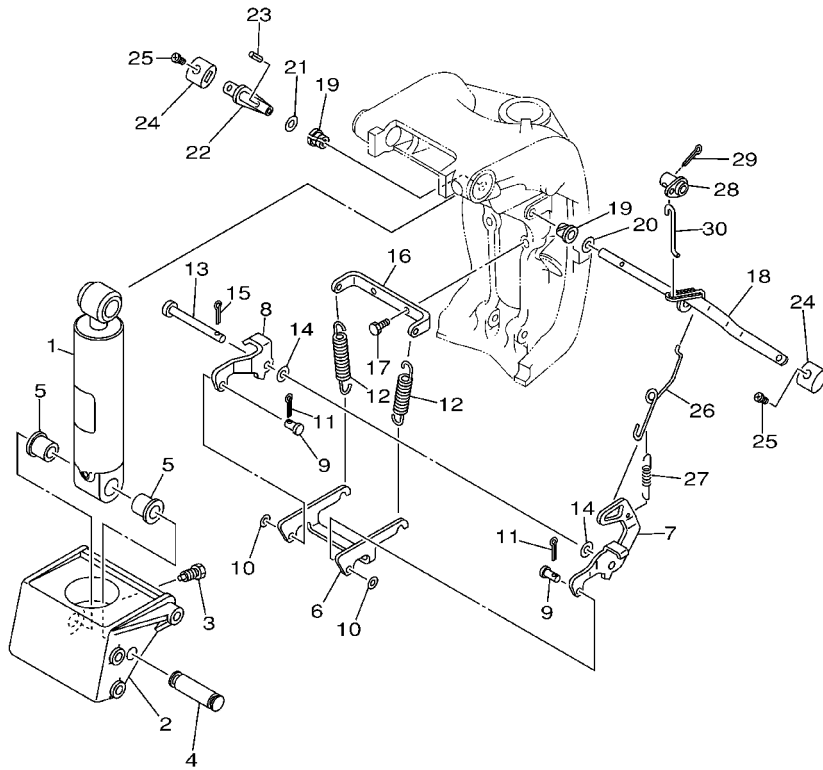
SOPORTE 2



REF. NO.	PART NO. CODIGO NO.	DESCRIPTION DESCRIPTION	ET	E	WH	MH	REMARKS OBSERVACION
18	92995-14600	WASHER ARANDELA		2	2	2	
19	6E5-44552-01-94	HOUSING, LOWER MOUNT RUBBER CAJA AMORTIGUADOR INFERIOR HU		2	2	2	
20	97095-10045	BOLT PERNO		4	4	4	
21	92995-10100	WASHER ARANDELA		4	4	4	
22	6E5-44553-01-8D	COVER, LOWER MOUNT CUBIERTA, AMORTIGUADOR INFERIOR		2	2	2	
23	90501-16M28	SPRING, COMPRESSION RESORTE DE COMPRESION		4	4	4	
24	97885-06016	SCREW, PAN HEAD TORNILLO A MUESCA		2	2	2	
25	90179-06066	NUT TUERCA		2	2	2	
26	6E5-44514-00-94	MOUNT DAMPER, UPPER SIDE AMORTIGUADOR LADO SUPERIOR		2	2	2	
	6E5-44514-60-94	MOUNT DAMPER, UPPER SIDE AMORTIGUADOR LADO SUPERIOR		2			FOR TUNA
27	90201-26M57	WASHER, PLATE ARANDELA PLANA		2	2	2	
28	90202-26M18	WASHER, PLATE ARANDELA DE PLANA		2	2	2	
	92995-14200	WASHER ARANDELA		2			FOR TUNA
29	90201-14M56	WASHER, PLATE ARANDELA PLANA		2	2	2	
	90201-15M00	WASHER, PLATE ARANDELA PLANA		2			FOR TUNA
30	90109-12M37	BOLT PERNO		2	2	2	
	90109-14M53	BOLT PERNO		2			FOR TUNA
31	90185-12M12	NUT, SELF-LOCKING TUERCA AUTOBLOCANTE		2	2	2	
	90185-14M00	NUT, SELF-LOCKING TUERCA AUTOBLOCANTE		2			FOR TUNA
32	663-44575-00	DAMPER, LOWER MOUNT RUBBER AMORTIGUADOR INFERIOR		2	2	2	EXCEPT FOR TUNA
33	6E5-44511-00-5B	COVER, UPPER MOUNT CUBIERTA AMORTIGUADOR SUPERIOR		1	1	1	
	6E5-44511-60-5B	COVER, UPPER MOUNT CUBIERTA AMORTIGUADOR SUPERIOR		1			FOR TUNA
34	97095-10045	BOLT PERNO		3	3	3	
35	92995-10100	WASHER ARANDELA		3	3	3	

FIG. 24 BRACKET 3

SOPORTE 3

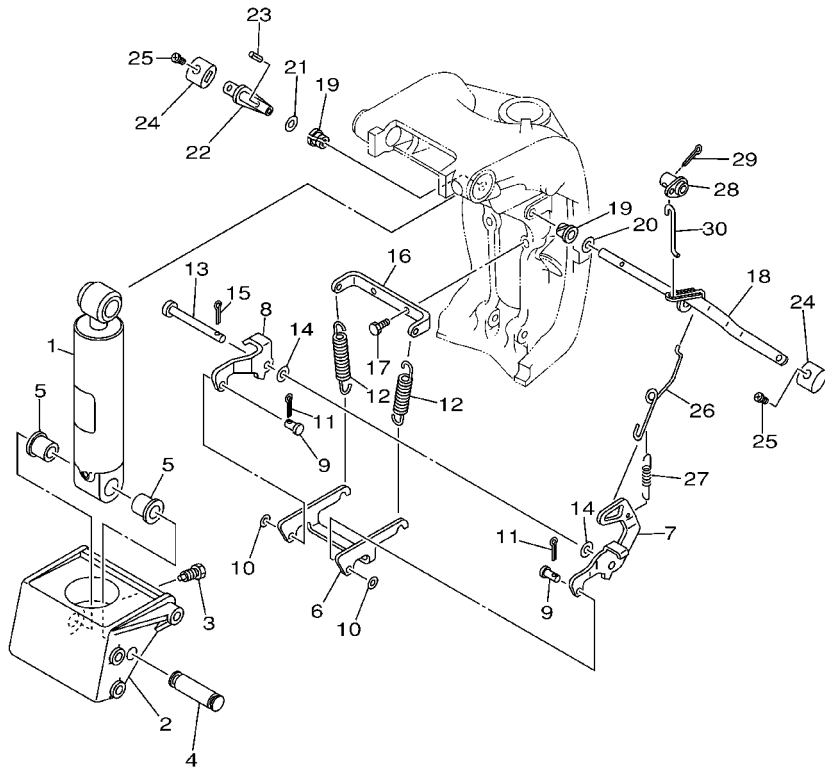


FWD
6E50200-0160

REF. NO.	PART NO. CODIGO NO.	DESCRIPTION DESCRIPTION	ET	E	WH	MH	REMARKS OBSERVACION
1	6E5-43170-00-4D	SHOCK ABSORBER ASSY AMORTIGUADOR COMPL.		1	1	1	
2	6E5-43128-00-8D	SPACER, CLAMP BRACKET ESPACIADOR ABRAZADERA SOPORTE		1	1	1	
3	90109-06M07	BOLT PERNO		1	1	1	
4	6E5-43124-00	PIN, LOWER SHOCK MOUNT PASADOR DE AMORTIGUADOR INFERI		1	1	1	
5	90386-18M44	BUSH BUJE		2	2	2	
6	6E5-43613-00	ARM, TILT LOCK BRAZO DE SEGURO DE INCLINACION		1	1	1	
7	6E5-43614-00	PLATE, TILT LOCK PLACA DE SEGURO DE INCLINACION		1	1	1	
8	6E5-43615-00	PLATE, TILT LOCK PLACA DE SEGURO DE INCLINACION		1	1	1	
9	90240-06M07	PIN, CLEVIS PASADOR CON HOYO		2	2	2	
10	92990-06600	WASHER, PLATE ARANDELA PLANA		2	2	2	
11	91490-25012	PIN, COTTER CHAVETA		2	2	2	
12	90506-23M10	SPRING, TENSION RESORTE DE TENSION		2	2	2	
13	6E5-43659-00	SHAFT, REVERSE LOCK EJE SEGURO DE REVERSA		1	1	1	
14	92995-08600	WASHER ARANDELA		2	2	2	
15	91490-25012	PIN, COTTER CHAVETA		1	1	1	
16	6E5-43679-00	STOPPER, HOOK TAPON		1	1	1	
17	97095-06016	BOLT PERNO		2	2	2	
18	6E5-43630-01	TILT LEVER ASSY PLANCA DE INCLINACION COMPL		1	1	1	
19	90386-08032	BUSH BUJE		2	2	2	
20	90202-08M08	WASHER, PLATE ARANDELA DE PLANA		1	1	1	
21	92995-08600	WASHER ARANDELA		1	1	1	
22	61U-43631-00	LEVER, TILT PALANCA DE INCLINACION		1	1	1	
23	90254-03003	PIN, SPRING PASADOR DE TIPO A RESORTE		1	1	1	
24	6E5-43317-00	GRIP MANGO		2	2	2	
25	90152-05M00	SCREW, COUNTERSUNK TORNILLO EMBUTIDO		2	2	2	
26	6E5-43616-00	ROD, TILT LOCK VARILLA SEGURO DE INCLINACION		1	1	1	
27	90506-09M09	SPRING, TENSION RESORTE DE TENSION		1	1	1	

FIG. 24 BRACKET 3

SOPORTE 3



REF. NO.	PART NO. CODIGO NO.	DESCRIPTION DESCRIPTION	ET	E	WH	MH	REMARKS OBSERVACION
28	688-43184-00	COLLAR, ANCHOR LEVER COLLAR		1	1	1	
29	91490-30025	PIN, COTTER CHAVETA		1	1	1	
30	6E5-43676-00	HOOK GANCHO		1	1	1	

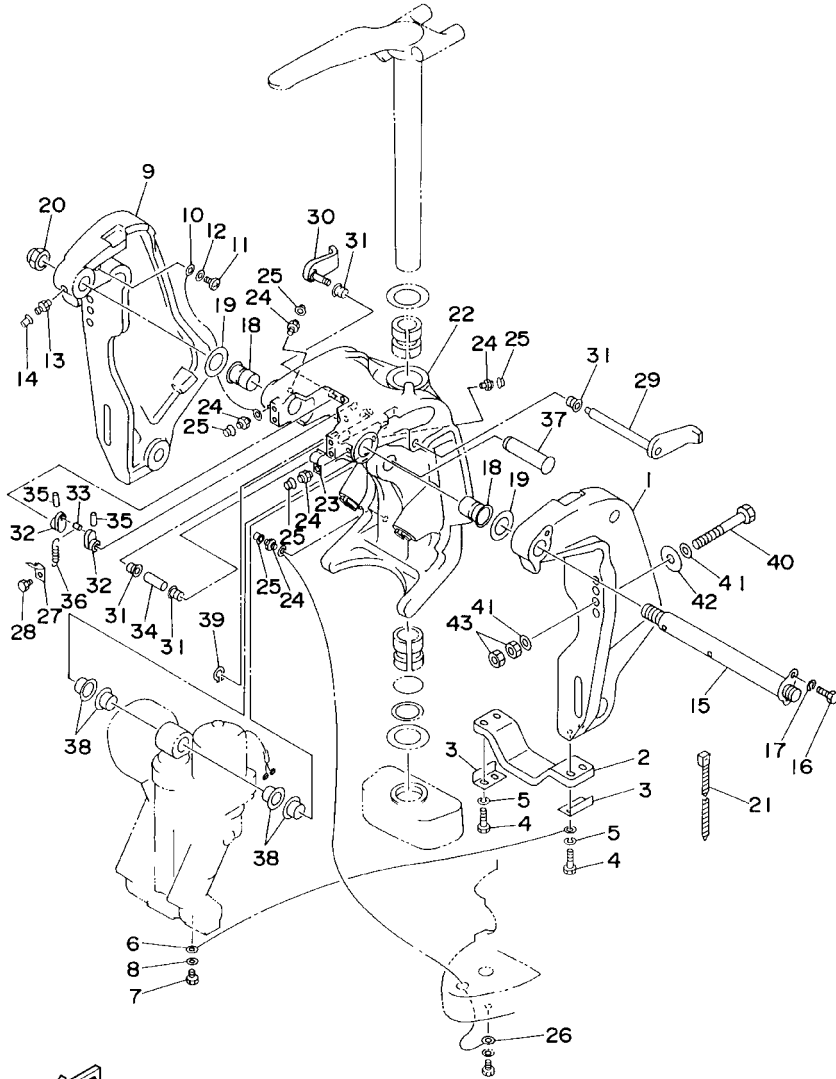


6E50200-0160

B1

FIG. 25 BRACKET 4

SOPORTE 4

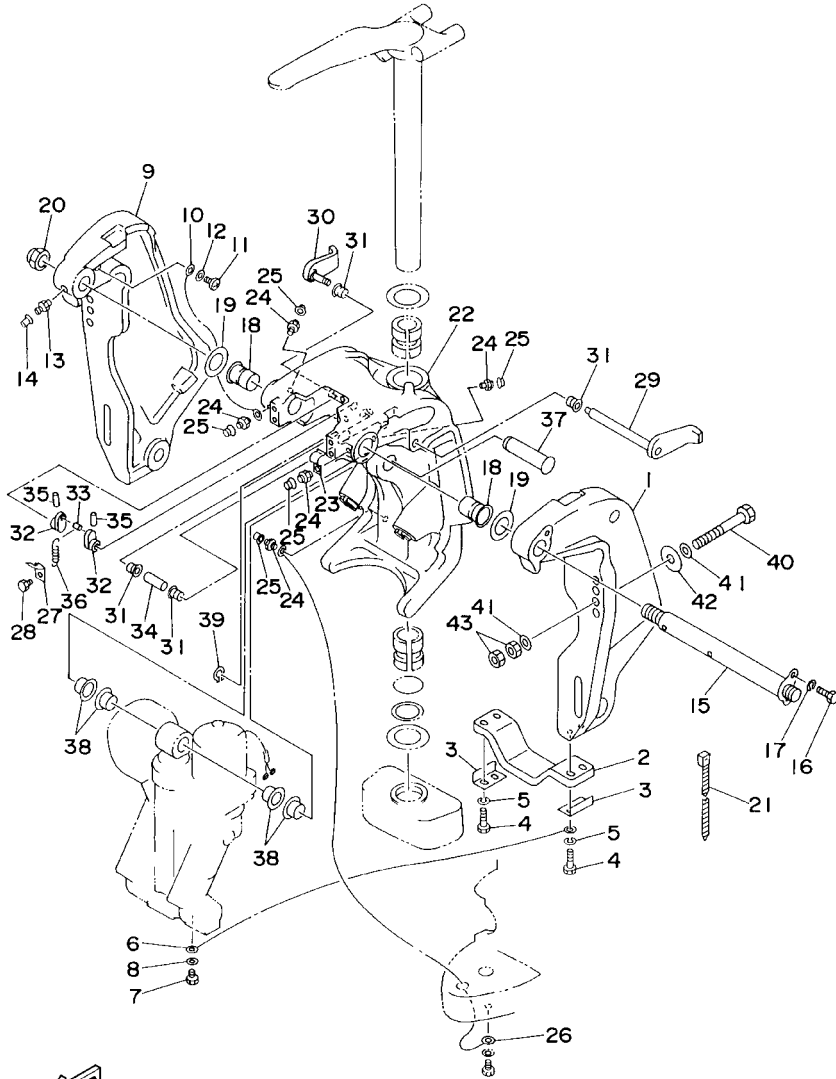


6N60010-7160

REF. NO.	PART NO. CODIGO NO.	DESCRIPTION DESCRIPTION	ET	E	WH	MH	REMARKS OBSERVACION
1	64E-43111-02-8D	BRACKET, CLAMP SOPORTE DE LA ABRAZADERA	1				
2	6G5-45251-02	ANODE CATODE	1				
3	6G5-44526-00	PLATE PLACA 1	2				
4	97095-06030	BOLT PERNO	4				
5	92995-06100	WASHER, SPRING ARANDELA	4				
6	6E5-82148-00	WIRE, LEAD 4 CABLE CONDUCTOR 4	1				
7	97095-06010	BOLT PERNO	1				
8	92995-06600	WASHER ARANDELA	1				
9	64E-43112-02-8D	BRACKET, CLAMP SOPORTE DE LA ABRAZADERA	1				
10	6E5-82148-00	WIRE, LEAD 4 CABLE CONDUCTOR 4	1				
11	97880-06012	SCREW, PAN HEAD TORNILLO DE CABEZA CON PLANA	1				
12	92990-06600	WASHER, PLATE ARANDELA PLANA	1				
13	93700-06M03	NIPPLE, GREASE BOQUILLA DE ENGRASAR	1				
14	663-45119-00	CAP, GREASE NIPPLE TAPA DE GRASERA	1				AP
15	64E-43131-01	BOLT, CLAMP BRACKET TORNILLO DE ABRAZADERA DEL SOP	1				
16	97095-08020	BOLT PERNO	1				
17	92995-08100	WASHER ARANDELA	1				
18	90386-25M31	BUSH BUJE	2				
19	90201-26M59	WASHER, PLATE ARANDELA PLANA	2				
20	90185-22M11	NUT, SELF-LOCKING TUERCA AUTOBLOCANTE	1				
21	90465-11M10	CLAMP BRIDA	1				
22	64E-43311-10-8D	BRACKET, SWIVEL 1 SOPORTE GIRATORIO 1	1				L
	64E-43311-20-8D	BRACKET, SWIVEL 1 SOPORTE GIRATORIO 1	1				X
23	90465-08M63	CLAMP BRIDA	1				
24	93700-06M03	NIPPLE, GREASE BOQUILLA DE ENGRASAR	5				
25	663-45119-00	CAP, GREASE NIPPLE TAPA DE GRASERA	5				AP
26	6E5-82147-00	WIRE, LEAD 4 CABLE CONDUCTOR 4	1				L

FIG. 25 BRACKET 4

SOPORTE 4

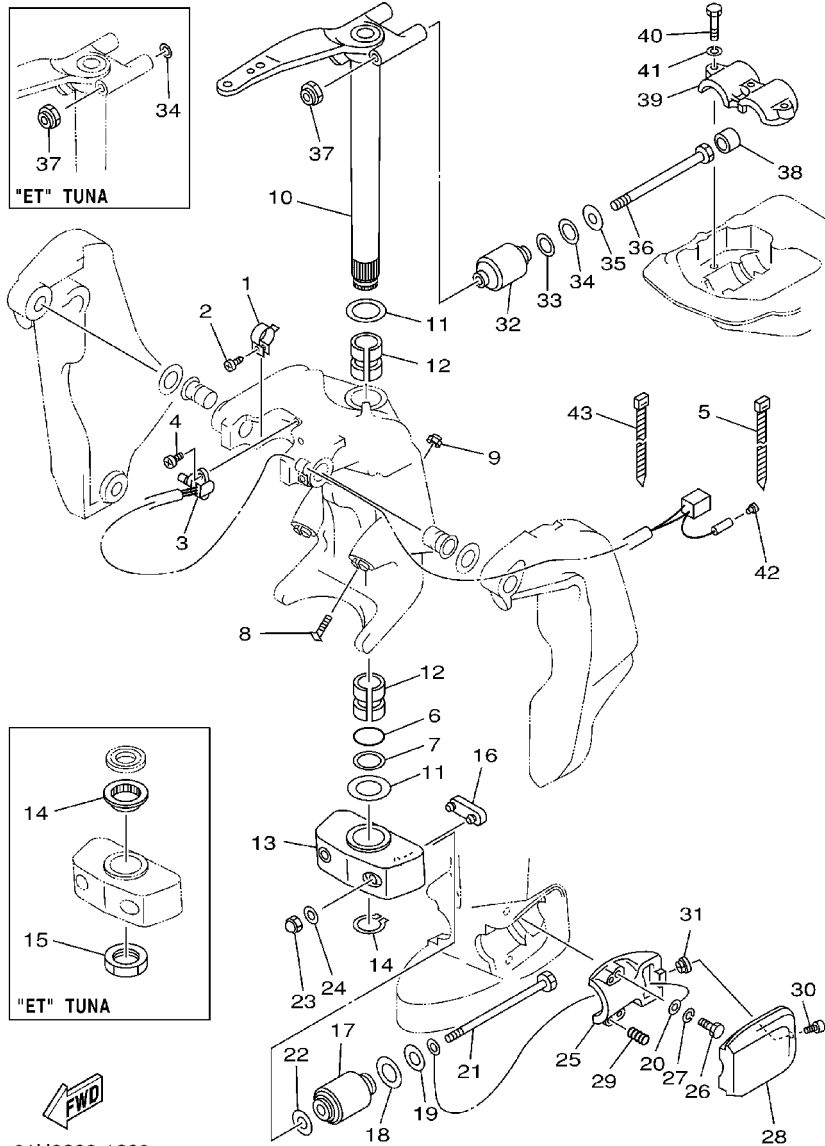


6N60010-7160

REF. NO.	PART NO. CODIGO NO.	DESCRIPTION DESCRIPTION	ET	E	WH	MH	REMARKS OBSERVACION
26	6E5-82147-20	WIRE, LEAD 4 CABLE CONDUCTOR 4	1				X
27	6G5-43144-00	HOOK, SPRING GANCHO	1				
28	97095-06010	BOLT PERNO	1				
29	6G5-43181-02	LEVER, TILT STOP PALANCA TOPE INCLINACION	1				
30	6G5-43185-02	LEVER, TILT STOP PALANCA TOPE INCLINACION	1				
31	90386-10M16	BUSH BUJE	4				
32	6G5-43148-00	COLLAR, DISTANCE COLLAR	2				
33	90249-06M19	PIN PASADOR	1				
34	90387-10M05	COLLAR COLLAR	1				
35	91690-30020	PIN, SPRING PASADOR DE RESORTE	2				
36	90506-14M24	SPRING, TENSION RESORTE DE TENSION	1				
37	64E-43126-00	PIN, UPPER SHOCK MOUNT PASADOR DE AMORTIGUADOR SUPERI	1				
38	90386-22M98	BUSH BUJE	4				
39	93410-22M11	CIRCLIP SEGURO	1				
40	90101-12M03	BOLT (L:115MM) TORNILLO (L:115MM)	4				
	90101-12M03	BOLT (L:115MM) TORNILLO (L:115MM)	6				FOR TUNA
41	90201-13M01	WASHER, PLATE ARANDELA PLANA	8				
	90201-13M01	WASHER, PLATE ARANDELA PLANA	12				FOR TUNA
42	90201-12M05	WASHER, PLATE ARANDELA PLANA	4				
	90201-12M05	WASHER, PLATE ARANDELA PLANA	6				FOR TUNA
43	95380-12600	NUT TUERCA	8				
	95380-12600	NUT TUERCA	12				FOR TUNA

FIG. 26 BRACKET 5

SOPORTE 5

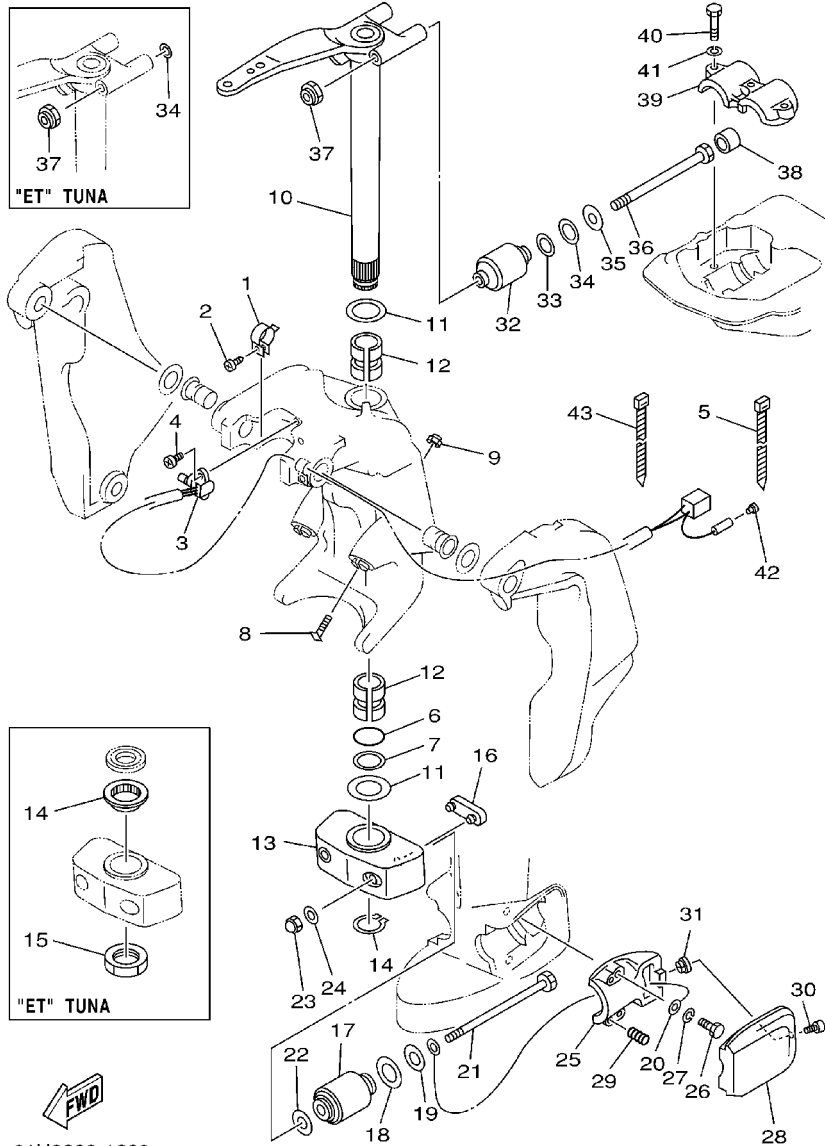


61U0200-1260

REF. NO.	PART NO. CODIGO NO.	DESCRIPTION DESCRIPTION	ET	E	WH	MH	REMARKS OBSERVACION
1	64E-43139-02	CAM, TRIM SENDER LEVA TRANSMISOR DE INCLINDOR	1				
2	97780-60525	SCREW, TAPPING TORNILLO DE CABEZA DE CONO ACH	1				
3	64E-83672-02	TRIM SENDER TRANSMISOR DE INCLINADOR	1				
4	97885-06016	SCREW, PAN HEAD TORNILLO A MUESCA	2				
5	90465-11M10	CLAMP BRIDA	3				
6	93210-37MH7	O-RING JUNTA TORICA	1				
7	90202-40M47	WASHER, PLATE ARANDELA DE PLANA	1				
8	61A-43376-00	BOLT, THRUST RECEIVER TORNILLO RECEPTOR	2				
9	95780-10300	NUT, FLANGE TUERCA	2				
10	6E5-42510-05-8D	STEERING BRACKET ASSY SOPORTE DIRECCION COMPL.	1				L
	6E5-42510-25-8D	STEERING BRACKET ASSY SOPORTE DIRECCION COMPL.	1				X
	6E5-42510-61-8D	STEERING BRACKET ASSY SOPORTE DIRECCION COMPL.	1				L-FOR TUNA
11	90201-38M60	WASHER, PLATE ARANDELA PLANA	2				
	90201-38M60	WASHER, PLATE ARANDELA PLANA	1				FOR TUNA
12	90386-38M32	BUSH BUJE	2				
	90386-38M89	BUSH BUJE	2				FOR TUNA
13	6G5-44551-01-8D	HOUSING, LOWER MOUNT RUBBER CAJA AMORTIGUADOR INFERIOR HU	1				
	6E5-44551-61-8D	HOUSING, LOWER MOUNT RUBBER CAJA AMORTIGUADOR INFERIOR HU	1				FOR TUNA
14	93410-37M04	CIRCLIP SEGURO	1				
	6E5-42535-60	WASHER, THRUST RONDANA EMPUJE	1				FOR TUNA
15	6E5-42546-60	NUT TUERCA	1				FOR TUNA
16	6E5-44575-00	DAMPER, LOWER MOUNT RUBBER AMORTIGUADOR INFERIOR	1				
17	6E5-44555-00-94	MOUNT DAMPER, LOWER SIDE AMORTIGUADOR DE HULE LADO INFE	2				
18	90202-32M19	WASHER, PLATE ARANDELA DE PLANA	2				
19	90201-16M55	WASHER, PLATE ARANDELA PLANA	2				
20	6E5-82149-00	WIRE, LEAD 3 CABLE CONDUCTOR 3	1				
21	90109-14M34	BOLT PERNO	2				

FIG. 26 BRACKET 5

SOPORTE 5

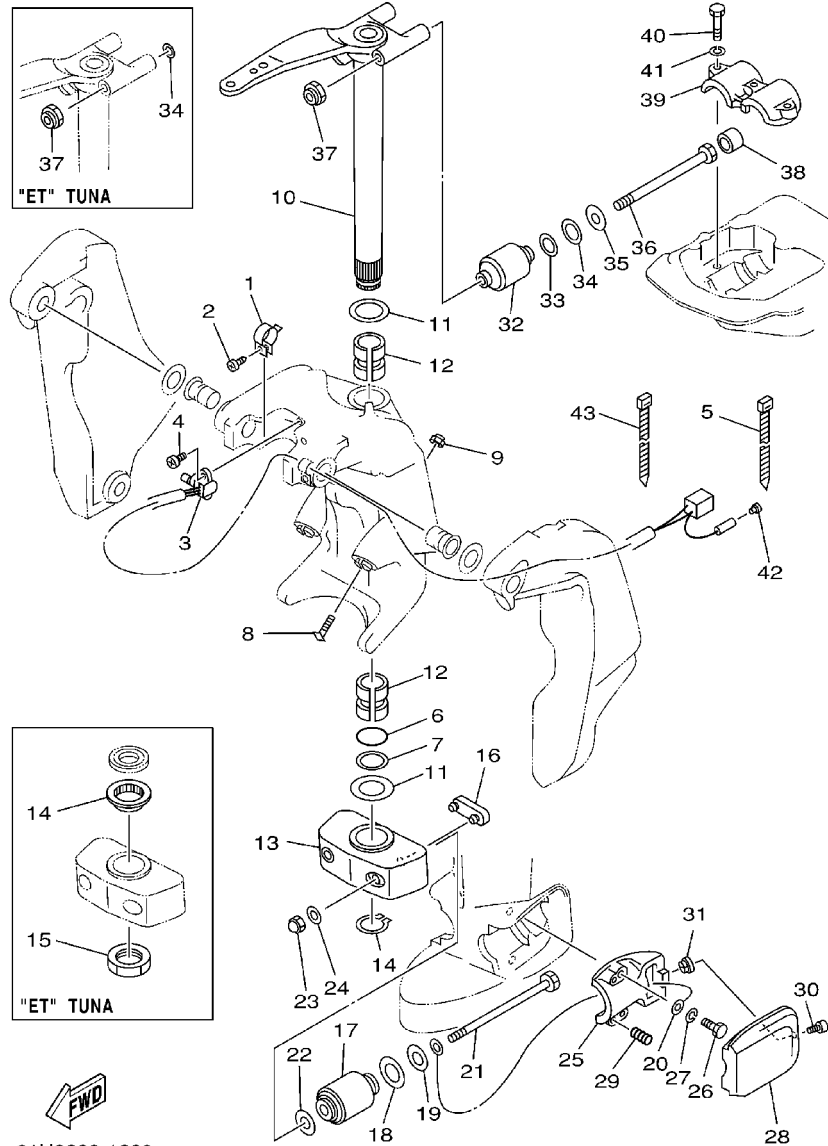


61U0200-1260

REF. NO.	PART NO. CODIGO NO.	DESCRIPTION DESCRIPTION	ET	E	WH	MH	REMARKS OBSERVACION
21	90109-14M54	BOLT PERNO	2				FOR TUNA
22	90201-15M58	WASHER, PLATE ARANDELA PLANA	2				
23	95380-14800	NUT TUERCA	2				
	90185-14M00	NUT, SELF-LOCKING TUERCA AUTOBLOCANTE	2				FOR TUNA
24	92995-14600	WASHER ARANDELA	2				
25	6E5-44552-01-94	HOUSING, LOWER MOUNT RUBBER CAJA AMORTIGUADOR INFERIOR HU	2				
26	97095-10045	BOLT PERNO	4				
27	92995-10100	WASHER ARANDELA	4				
28	6E5-44553-01-8D	COVER, LOWER MOUNT CUBIERTA, AMORTIGUADOR INFERIOR	2				
29	90501-16M28	SPRING, COMPRESSION RESORTE DE COMPRESION	4				
30	97885-06016	SCREW, PAN HEAD TORNILLO A MUESCA	2				
31	90179-06066	NUT TUERCA	2				
32	6E5-44514-00-94	MOUNT DAMPER, UPPER SIDE AMORTIGUADOR LADO SUPERIOR	2				
	6E5-44514-60-94	MOUNT DAMPER, UPPER SIDE AMORTIGUADOR LADO SUPERIOR	2				FOR TUNA
33	90201-26M57	WASHER, PLATE ARANDELA PLANA	2				
34	90202-26M18	WASHER, PLATE ARANDELA DE PLANA	2				
	92995-14200	WASHER ARANDELA	2				FOR TUNA
35	90201-14M56	WASHER, PLATE ARANDELA PLANA	2				
	90201-15M00	WASHER, PLATE ARANDELA PLANA	2				FOR TUNA
36	90109-12M37	BOLT PERNO	2				
	90109-14M53	BOLT PERNO	2				FOR TUNA
37	90185-12M12	NUT, SELF-LOCKING TUERCA AUTOBLOCANTE	2				
	90185-14M00	NUT, SELF-LOCKING TUERCA AUTOBLOCANTE	2				FOR TUNA
38	663-44575-00	DAMPER, LOWER MOUNT RUBBER AMORTIGUADOR INFERIOR	2				EXCEPT FOR TUNA
39	6E5-44511-00-5B	COVER, UPPER MOUNT CUBIERTA AMORTIGUADOR SUPERIOR	1				
	6E5-44511-60-5B	COVER, UPPER MOUNT CUBIERTA AMORTIGUADOR SUPERIOR	1				FOR TUNA
40	97095-10045	BOLT PERNO	3				

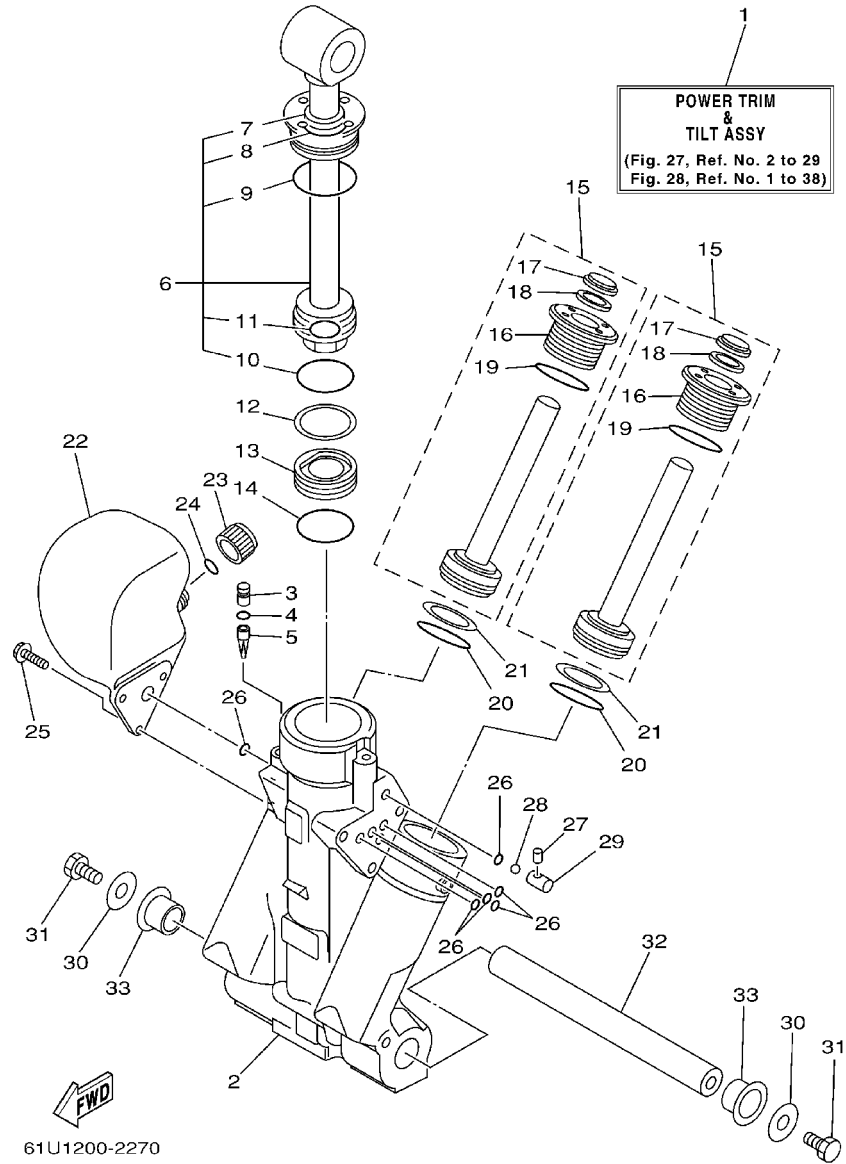
FIG. 26 BRACKET 5

SOPORTE 5



REF. NO.	PART NO. CODIGO NO.	DESCRIPTION DESCRIPTION	ET	E	WH	MH	REMARKS OBSERVACION
41	92995-10100	WASHER ARANDELA	3				
42	703-82119-00	COVER, LEAD WIRE CUBIERTA DE CABLE CONDUCTOR	1				
43	90465-13M18	CLAMP BRIDA	1				

FIG. 27 POWER TRIM & TILT ASSY 1 COMPONER Y PODER VARILLA 1



61U1200-2270

REF. NO.	PART NO. CODIGO NO.	DESCRIPTION DESCRIPTION	ET	E	WH	MH	REMARKS OBSERVACION
1	64E-43800-02-4D	POWER TRIM & TILT ASSY ELEVADOR HIDRAULICO COMPL	1				
2	64E-43825-01	HOUSING, TRIM & TILT CAJA INCLINACION Y ADRNO	1				
3	64E-4388J-00	PLUG 2 TAPON 2	1				
4	93210-10M74	O-RING JUNTA TORICA	1				
5	64E-43817-00	FILTER 2 FIELTRO 2	1				
6	64E-43810-00	TILT PISTON SUB ASSY ELEVADOR SUB-PISTON COMPL	1				
7	64E-43898-00	.SEAL ,DUST 2 .SELLO ANTIPOLVO	1				
8	64E-43867-00	.O-RING .ANILLO EN O 7	1				
9	64E-43866-00	.O-RING .ANILLO EN O 6	1				
10	6E5-43862-00	.O-RING .ANILLO EN O 2	1				
11	64E-43883-00	.O-RING .ANILLO EN O 10	1				
12	6E5-43872-00	RING, BACK UP ANILLO	1				
13	6E5-43814-02	PISTON, FREE PISTON LIBRE	1				
14	6E5-43862-00	O-RING ANILLO EN O 2	1				
15	64E-43820-00	TRIM PISTON SUB ASSY ELEVADOR PISTON COMPL	2				
16	64E-43821-00	.SCREW, TRIM CYLINDER END .TORNILLO CILINDURO EXTREMO	1				
17	64E-43822-00	.SEAL, TRIM DUST .SELLO DE POLVO	1				
18	64E-4384J-00	.SEAL, TRIM DOWN .SELLO	1				
19	6G5-43864-00	.O-RING .ANILLO EN O 4	1				
20	6E5-43864-00	O-RING ANILLO EN O 4	2				
21	6E5-43874-01	RING, BACK UP ANILLO	2				
22	64E-43828-00	BODY, RESERVOIR CUERPO DEPOSITO	1				
23	64E-43829-00	PLUG, RESERVOIR TAPON DEPOSITO	1				
24	64E-43897-00	O-RING ANILLO EN O	1				
25	64E-4388E-00	BOLT ,SCREW (L:14MM) PERNO (L:14MM)	3				
26	64E-43869-00	O-RING ANILLO EN O 9	6				
27	64E-4381G-00	PIN PASADOR 1	1				

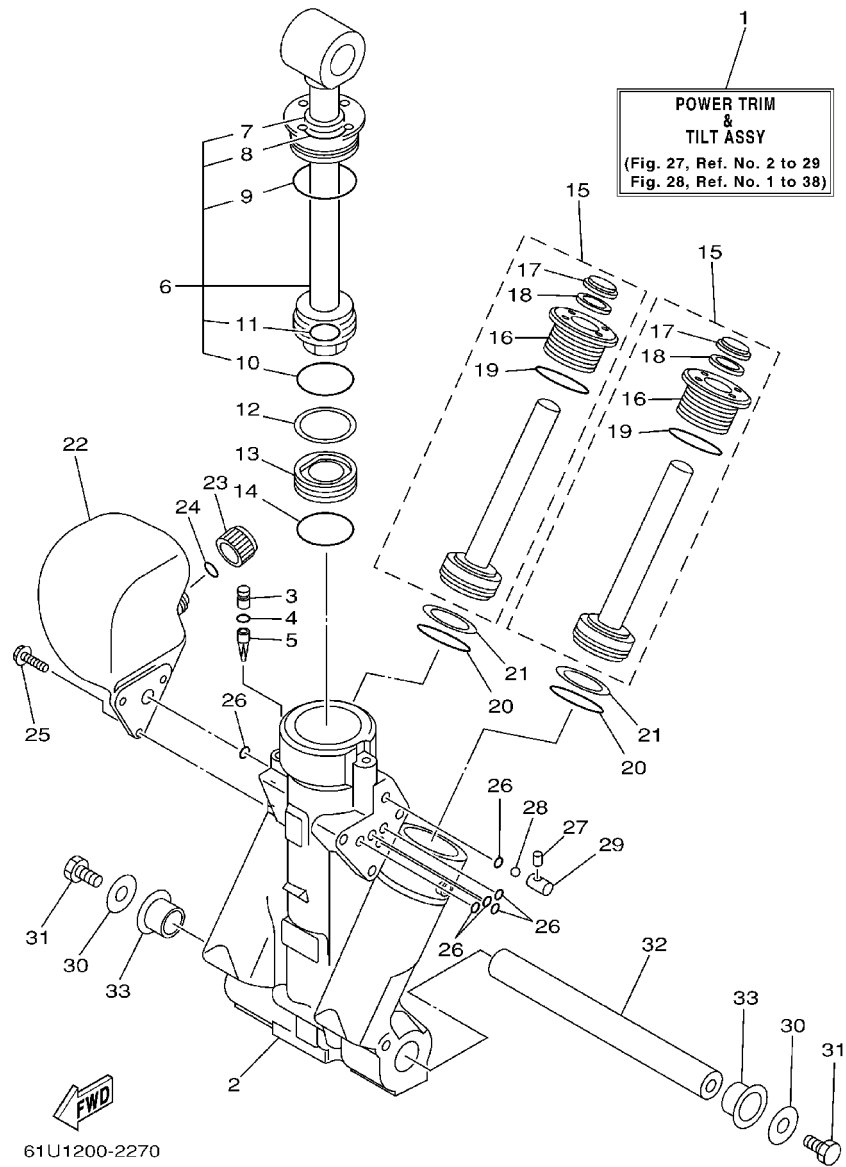
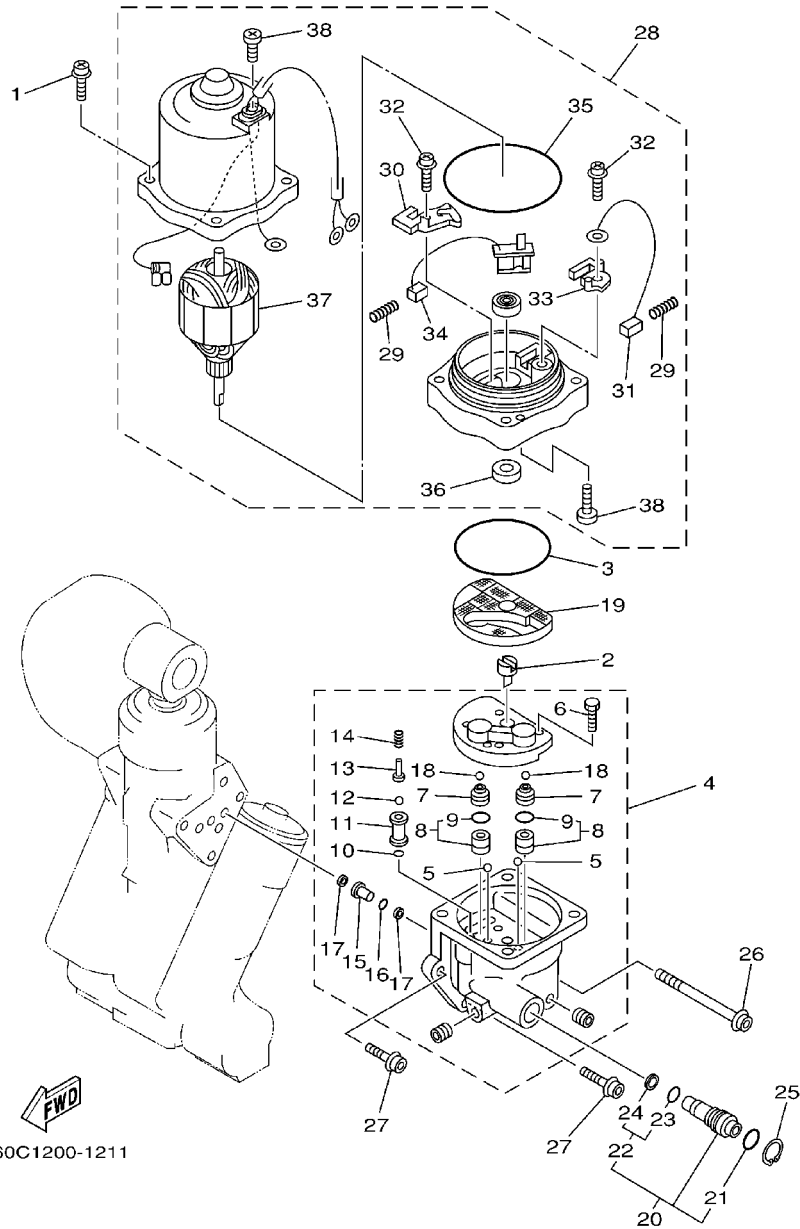


FIG. 27 POWER TRIM & TILT ASSY 1 COMPONER Y PODER VARILLA 1

REF. NO.	PART NO. CODIGO NO.	DESCRIPTION DESCRIPTION	ET	E	WH	MH	REMARKS OBSERVACION
28	6E5-43858-00	BALL ESFERA	1				
29	64E-4382G-00	VALVE, SEAT JUEGO ASIENTO VALVULA	1				
30	90201-08M14	WASHER, PLATE ARANDELA PLANA	2				
31	97080-08016	BOLT PERNO	2				
32	64E-43818-01	PIN, LOWER SHOCK MOUNT PASADOR AMORTIGUADOR INFERIOR	1				
33	90386-22M98	BUSH BUJE	2				

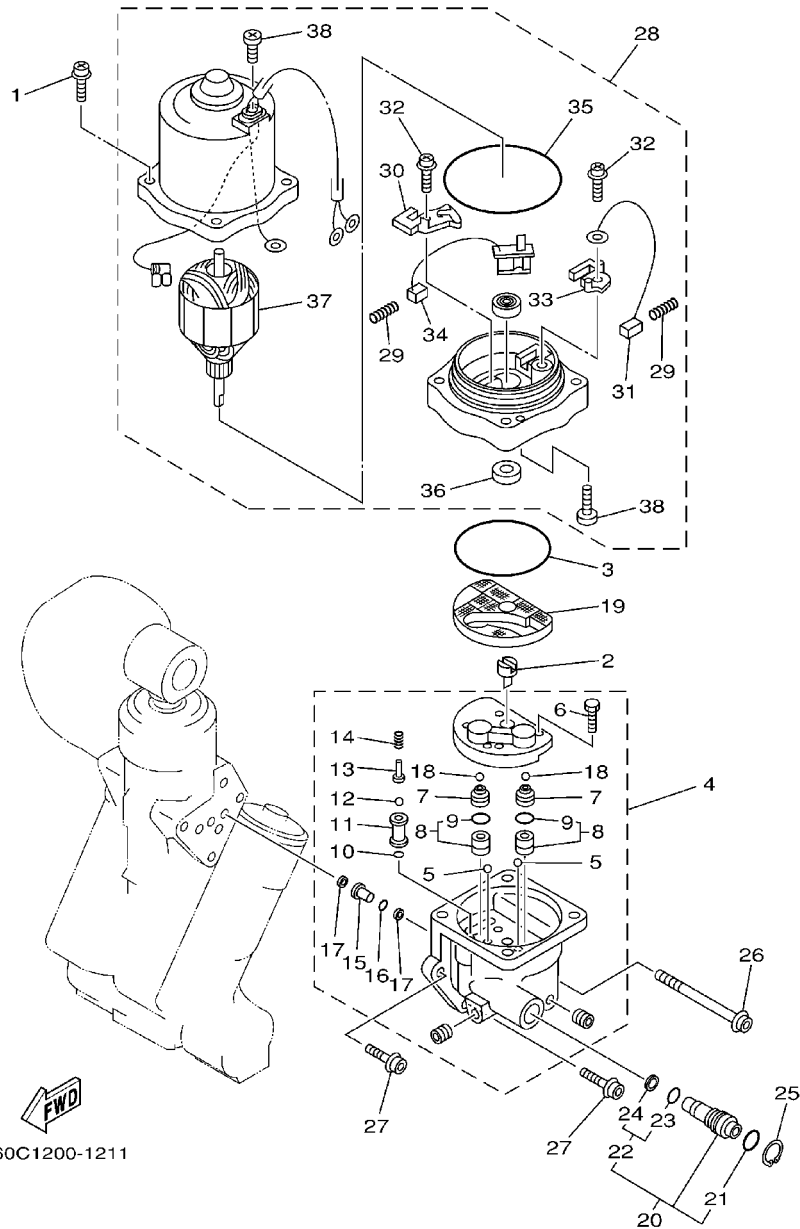
FIG. 28 POWER TRIM & TILT ASSY 2 COMPONER Y PODER VARILLA 2



60C1200-1211

REF. NO.	PART NO. CODIGO NO.	DESCRIPTION DESCRIPTION	ET	E	WH	MH	REMARKS OBSERVACION
1	64E-4388E-10	BOLT ,SCREW (L:34.7MM) PERNO (L:34.7MM)	4				
2	64E-43831-00	CONNECTOR, SHAFT CONEXION EJE	1				
3	64E-43868-00	O-RING ANILLO EN O 8	1				
4	64E-43830-00	GEAR PUMP ASSY ENGRANAJE BOMBA COMPL.	1				
5	72X-43858-00	.BALL .ESFERA	2				
6	64E-43843-00	.SCREW, VALVE LOCK .TORNILLO	4				
7	64E-43841-00	.PISTON, SHUTTLE .PISTON	2				
8	64E-43802-00	.VALVE SUB ASSY .VALVULA PRINCIPAL COMPL.	2				
9	6E5-43896-00	.O-RING ..ANILLO EN O	1				
10	6G5-43863-00	.O-RING ANILLO EN O 3	1				
11	64E-43851-00	.SEAT, RELIEF VALVE .ASIENTO VALVULA DE DESCARGA	1				
12	64E-43858-00	BALL .ESFERA	1				
13	64E-43859-00	.PIN, VALVE SUPPORT .PASADOR VALVULA SOPORTE	1				
14	64E-43855-00	.SPRING, UP RELIEF .RESORTE SEGURIDAD SUPERIOR	1				
15	64E-43850-00	.VALVE SUB ASSY .VALVULA COMPL.	1				
16	64E-43865-00	.O-RING ANILLO EN O 5	1				
17	64E-43816-00	.FILTER 1 .FIELTRO 1	2				
18	64E-43858-00	.BALL .ESFERA	2				
19	64E-43817-10	FILTER 2 FIELTRO 2	1				
20	64E-43860-00	MANUAL VALVE SUB-ASSY VALVULA SUB-COMPL.	1				
21	72X-85075-L0	.O-RING ANILLO EN O 5	1				
22	64E-43827-00	.RING SET .ESFERA	1				
23	64E-4387A-00	..O-RING ..ANILLO O	1				
24	64E-43873-00	..RING, BACK UP ..ANILLO	1				
25	64E-43875-00	RING, SNAP ANILLO	1				
26	64E-43879-10	SCREW, WITH WASHER TORNILLO CON RONDANA	1				
27	64E-43879-00	SCREW, WITH WASHER TORNILLO CON RONDANA	2				

FIG. 28 POWER TRIM & TILT ASSY 2 COMPONER Y PODER VARILLA 2



60C1200-1211

REF. NO.	PART NO. CODIGO NO.	DESCRIPTION DESCRIPTION	ET	E	WH	MH	REMARKS OBSERVACION
28	64E-43880-01	MOTOR ASSY MOTOR COMPL.	1				
29	6H1-4386K-10	.SPRING, BRUSH .RESORTE, ESCOBILLA	2				
30	64E-4380J-00	.HOLDER, BRUSH .PORTAESCOBILLA	1				
31	64E-43891-00	.BRUSH 1 .ESCOBILLA 1	1				
32	97607-04310	.SCREW, WITH WASHER .TORNILLO CAB CON PLANA C/ARAN	2				
33	64E-4380F-00	.HOLDER, BRUSH 2 .PORTAESCOBILLA 2	1				
34	64E-43892-00	.BRUSH 2 .ESCOBILLA 2	1				
35	6G5-43865-00	.O-RING .ANILLO EN O 5	1				
36	93102-08M43	.OIL SEAL .RETEN DE ACEITE	1				
37	64E-43805-00	.ARMATURE ASSY .INDUCIDO COMPL.	1				
38	64E-43843-10	.SCREW, VALVE LOCK .TORNILLO	3				

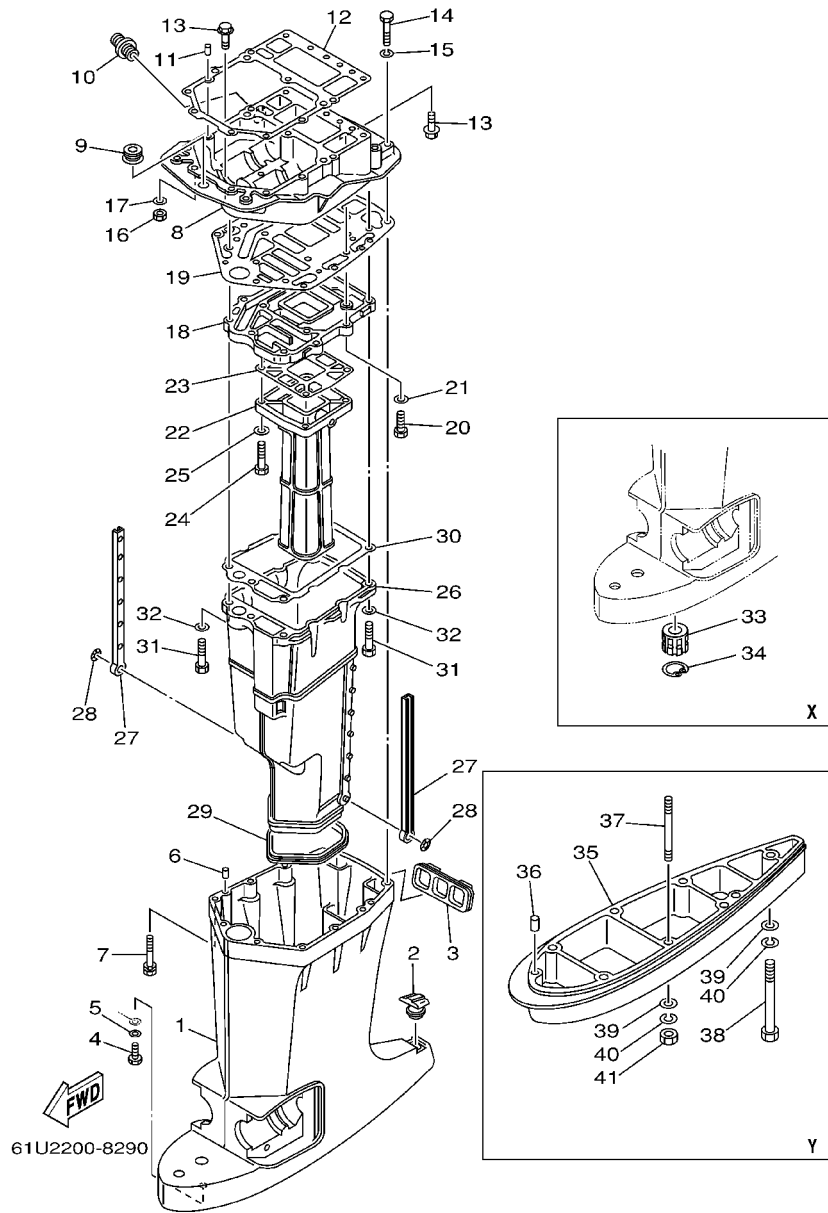


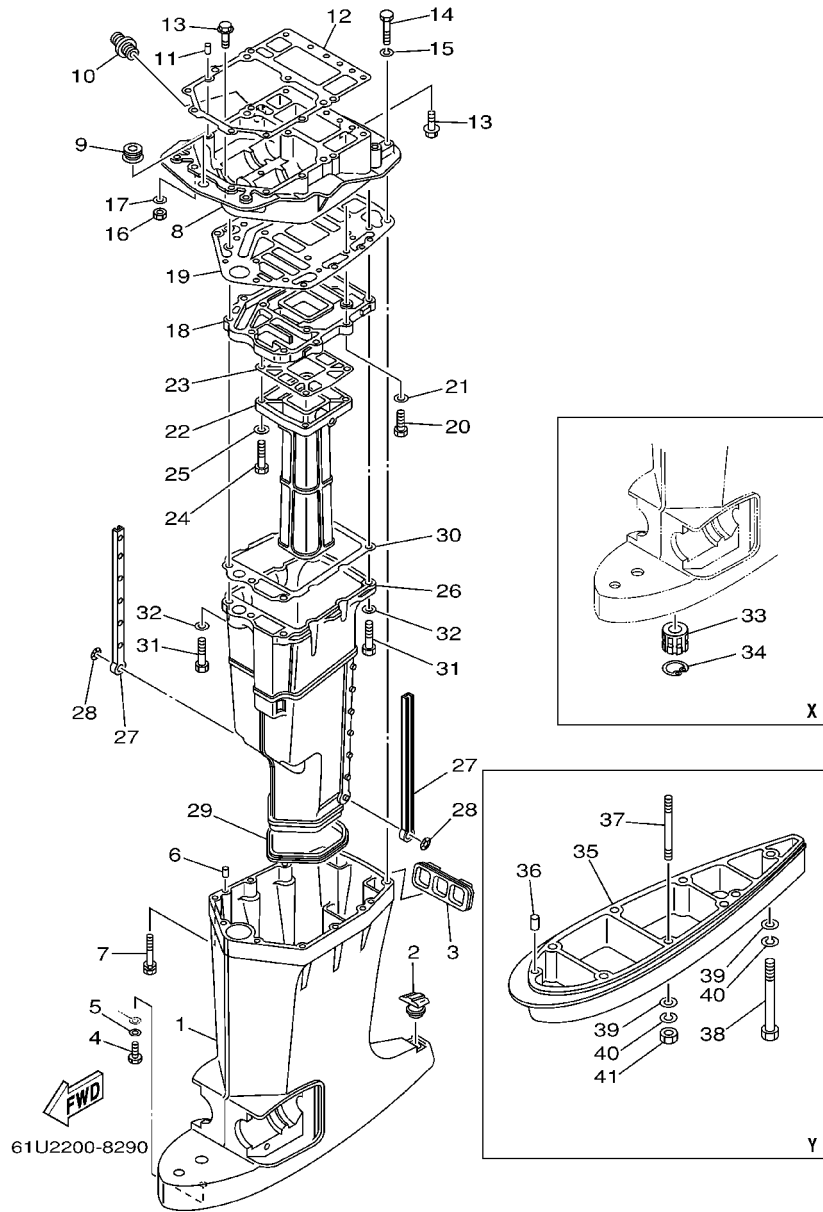
FIG. 29 UPPER CASING

FUNDA SUPERIOR

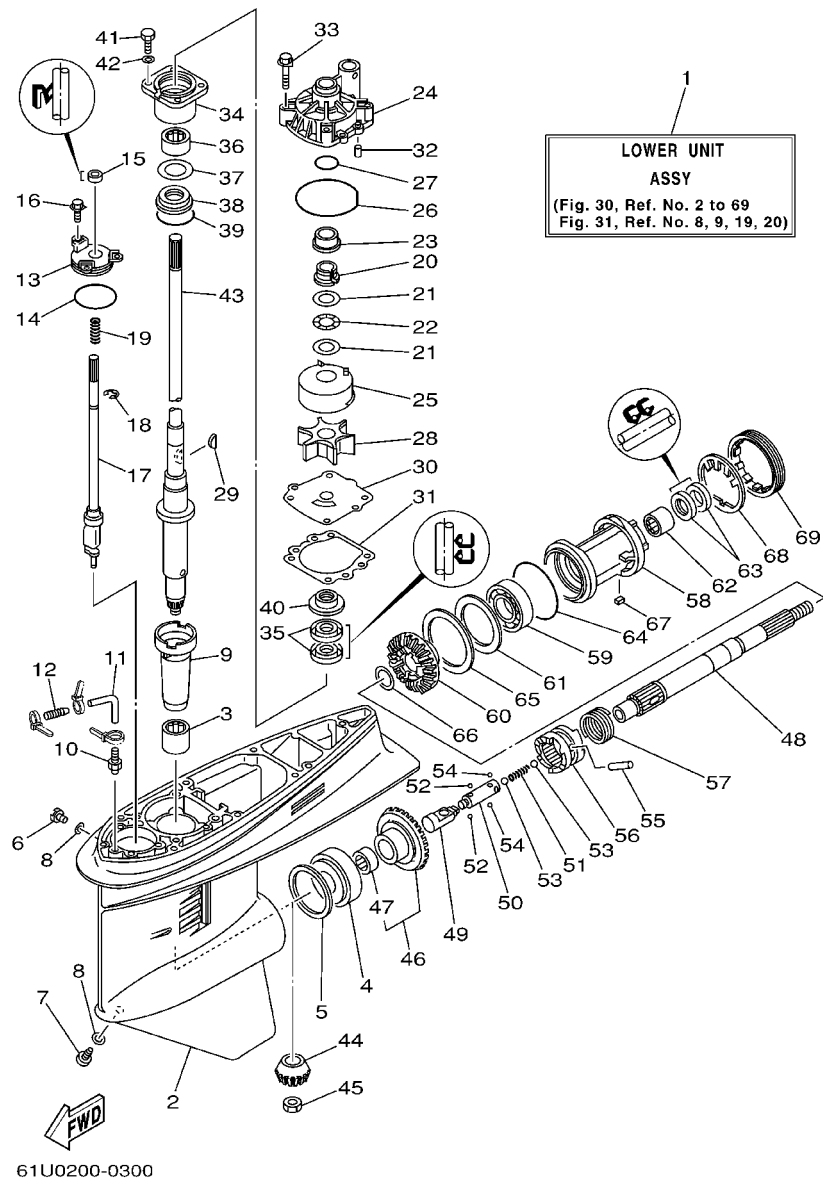
REF. NO.	PART NO. CODIGO NO.	DESCRIPTION DESCRIPTION	ET	E	WH	MH	REMARKS OBSERVACION
1	6E5-45111-02-8D	CASING, UPPER CAJA SUPERIOR	1	1	1	1	L/Y
	6E5-45111-23-8D	CASING, UPPER CAJA SUPERIOR	1	1	1	1	X
2	6E5-45155-00	CAP TAPA	1	1	1	1	
3	6E5-42769-00	SEAL, RUBBER SELLO DE GOMA	1	1	1	1	
4	97095-06010	BOLT PERNO	1	1	1	1	
5	92995-06600	WASHER ARANDELA	1	1	1	1	
6	93608-12M05	PIN, DOWEL PASADOR DE CLAVIJA	2	2	2	2	
7	90119-08027	BOLT, WITH WASHER TORNILLO CON ARANDELA	6	6	6	6	
8	6E5-41137-03-94	GUIDE, EXHAUST GUIA DE ESCAPE	1	1	1	1	
9	6E5-42724-00	GROMMET TAPON	1	1	1	1	
10	6G5-12581-00	JOINT, HOSE 1 CONEXION	1	1	1	1	
11	93608-12M05	PIN, DOWEL PASADOR DE CLAVIJA	2	2	2	2	
12	6E5-45113-A0	GASKET, UPPER CASING EMPAQUE	1	1	1	1	
13	90119-08M79	BOLT, WITH WASHER TORNILLO CON ARANDELA	6	6	6	6	
14	97095-08045	BOLT PERNO	2	2	2	2	
15	92995-08100	WASHER ARANDELA	2	2	2	2	
16	95380-08700	NUT TUERCA	2	2	2	2	
17	92995-08100	WASHER ARANDELA	2	2	2	2	
18	6E5-41131-01-5B	MANIFOLD, EXT. 1 TUBO MULTIPLE DE ESCAPE	1	1	1	1	
19	6E5-45114-A0	GASKET, UPPER CASING EMPAQUE	1	1	1	1	
20	97095-08030	BOLT PERNO	4	4	4	4	
21	92995-08600	WASHER ARANDELA	4	4	4	4	
22	6E5-41132-00-5B	MANIFOLD, EXHAUST TUBO MULTIPLE DE ESCAPE	1	1	1	1	
23	6E5-41134-B0	GASKET, EXHAUST MANIFOLD EMPAQUE	1	1	1	1	
24	97095-08045	BOLT PERNO	4	4	4	4	
25	92995-08600	WASHER ARANDELA	4	4	4	4	
26	6E5-14711-01-5B	MUFFLER 1 SILENCIADOR 1	1	1	1	1	

FIG. 29 UPPER CASING

FUNDA SUPERIOR



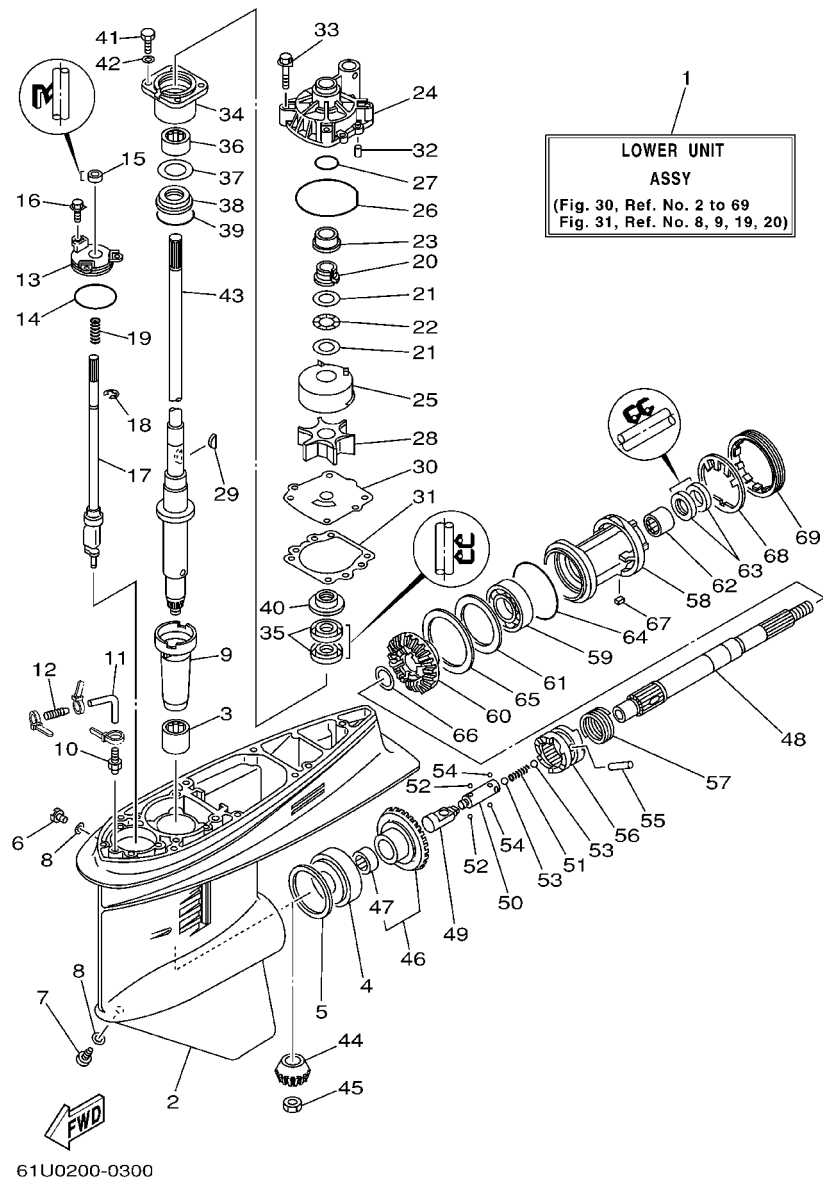
REF. NO.	PART NO. CODIGO NO.	DESCRIPTION DESCRIPTION	ET	E	WH	MH	REMARKS OBSERVACION
27	6E5-14737-00	DAMPER, MUFFLER AMORTIGUADOR DE SILENCIADOR	2	2	2	2	
28	90183-05M02	NUT, SPRING TUERCA DE RESORTE	2	2	2	2	
29	6E5-45123-00	GASKET, MUFFLER EMPAQUE SILENCIADOR	1	1	1	1	
30	6E5-41135-A0	GASKET, EXHAUST MANIFOLD EMPAQUE	1	1	1	1	
31	97095-08045	BOLT PERNO	5	5	5	5	
32	92995-08600	WASHER ARANDELA	5	5	5	5	
33	6E5-45318-00	BUSHING, DRIVE SHAFT BUJE, EJE DE MANDO	1	1	1	1	X
34	93420-36M01	CIRCLIP BOLA	1	1	1	1	X
35	6E5-45211-00-4D	EXTENSION EXTENSION			1	1	Y
36	93608-12M05	PIN, DOWEL PASADOR DE CLAVIJA			4	4	Y
37	90116-10M38	BOLT, STUD ESPARRAGO			6	6	Y
38	90101-10M02	BOLT TORNILLO			1	1	Y
39	92990-10600	WASHER, PLATE ARANDELA PLANA			7	7	Y
40	92990-10100	WASHER, SPRING ARANDELA PLANA			7	7	Y
41	95380-10600	NUT TUERCA			6	6	Y



61U0200-0300

FIG. 30 LOWER CASING. DRIVE 1 IMPULSOR E INFERIOR 1

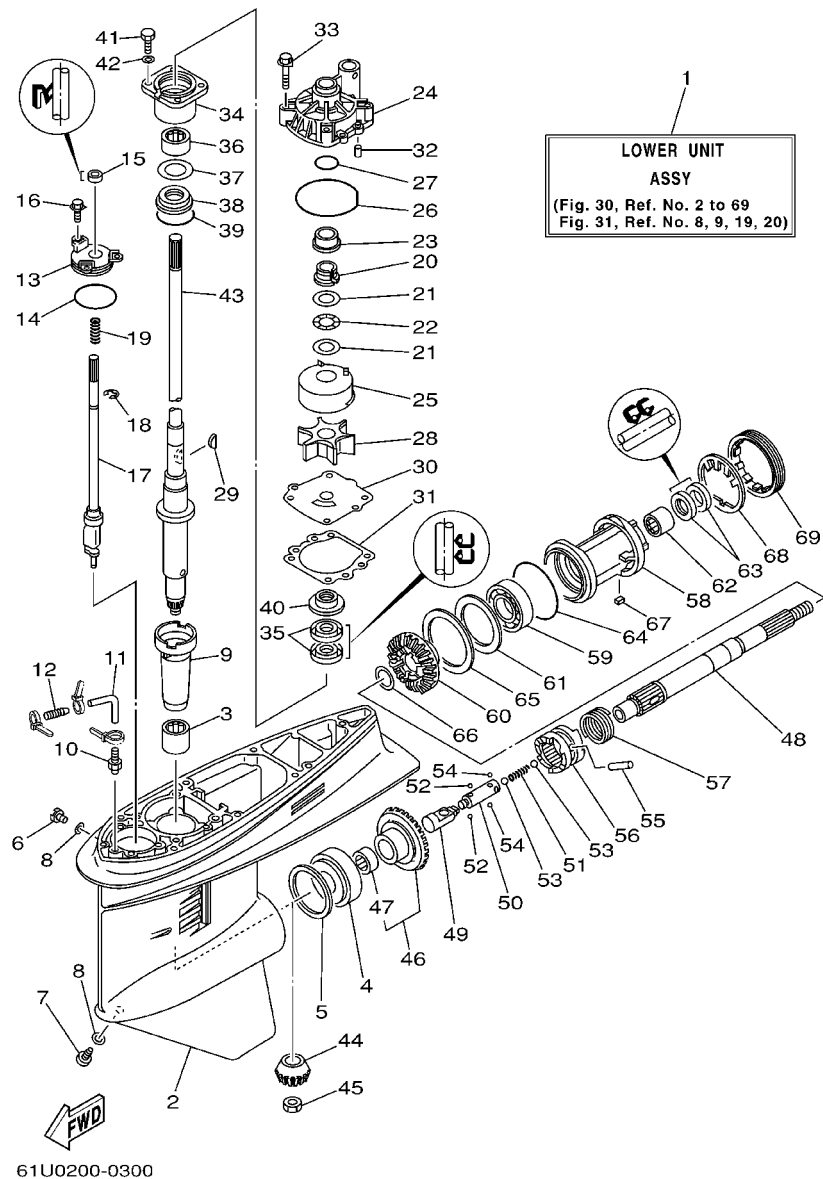
REF. NO.	PART NO. CODIGO NO.	DESCRIPTION DESCRIPTION	ET	E	WH	MH	REMARKS OBSERVACION
1	61U-45300-13-8D	LOWER UNIT ASSY CONJUNTO UNIDAD INFERIOR	1	1	1	1	L
	61U-45300-33-8D	LOWER UNIT ASSY CONJUNTO UNIDAD INFERIOR			1	1	Y
	61U-45300-23-8D	LOWER UNIT ASSY CONJUNTO UNIDAD INFERIOR	1	1	1	1	X
2	6E5-45301-05-8D	CASING, LOWER FUNDA INFERIOR COMPLETA	1	1	1	1	
3	93315-628U9	BEARING CQJINETE DE RODILLOS	1	1	1	1	
4	93332-000U7	BEARING COJINETE DE RODILLOS AHUSADO	1	1	1	1	
5	6E5-45567-01-10	SHIM (T:0.10MM) LAMINA(T:0.10MM)	1	1	1	1	UR
	6E5-45567-01-12	SHIM (T:0.12MM) LAINA (T:0.12MM)	1	1	1	1	UR
	6E5-45567-01-15	SHIM (T:0.15MM) LAINA (T:0.15MM)	1	1	1	1	UR
	6E5-45567-01-18	SHIM (T:0.18MM) LAINA (T:0.18MM)	1	1	1	1	UR
	6E5-45567-01-30	SHIM (T:0.30MM) LAINA (T:0.30MM)	1	1	1	1	UR
	6E5-45567-01-40	SHIM (T:0.40MM) LAINA (T:0.40MM)	1	1	1	1	UR
	6E5-45567-01-50	SHIM (T:0.50MM) LAINA (T:0.50MM)	1	1	1	1	UR
6	90340-08002	PLUG, STRAIGHT SCREW TORNILLO, DE DRENAJE	1	1	1	1	
7	688-45341-10	PLUG, DRAIN TAPON, DREN	1	1	1	1	
8	90430-08020	GASKET JUNTA	2	2	2	2	
9	6E5-45536-00	SLEEVE, DRIVE SHAFT CAMISA EJE DE MANDO	1	1	1	1	
10	6E5-45378-00	NIPPLE, HOSE NIPLE MANGUERA	1	1	1	1	
11	90445-07ME8	HOSE (L80) TUBO (L80)	1	1	1	1	L
	90445-07ME9	HOSE (L120) TUBO (L120)	1	1	1	1	X/Y
12	6E5-83558-10	END, NIPPLE EXTREMO DE NIPLE	1	1	1	1	
	6E5-83558-00	END, NIPPLE EXTREMO DE NIPLE	1	1			FOR TUNA
13	6E5-45321-00	PLATE PLACA	1	1	1	1	
14	93210-58144	O-RING JUNTA TORICA	1	1	1	1	
15	93106-09014	OIL SEAL RETEN DE ACEITE	1	1	1	1	
16	90119-06M10	BOLT, WITH WASHER TORNILLO CON ARANDELA	3	3	3	3	
17	6E5-44150-02	SHIFT CAM ASSY CONJUNTO EJE LEVA COMPL.	1	1	1	1	



61U0200-0300

FIG. 30 LOWER CASING. DRIVE 1 IMPULSOR E INFERIOR 1

REF. NO.	PART NO. CODIGO NO.	DESCRIPTION DESCRIPTION	ET	E	WH	MH	REMARKS OBSERVACION
18	99001-08600	CIRCLIP PRESILLA REDONDA	1	1	1	1	
19	90501-11M10	SPRING, COMPRESSION RESORTE DE COMPRESION	1	1	1	1	
20	61A-45538-00	SPACER 1 ESPACIADOR 1	1	1	1	1	
21	90201-22M01	WASHER, PLATE ARANDELA PLANA	2	2	2	2	
22	90206-22M19	WASHER, WAVE ARANDELA ONDULADA	1	1	1	1	
23	61A-45527-00	COLLAR, DRIVE SHAFT COLLAR EJE FLECHA DE PROPULSION	1	1	1	1	
24	61A-44311-01	HOUSING, WATER PUMP CAJA BOMBA DE AGUA	1	1	1	1	
25	6R3-44322-42	INSERT, CARTRIDGE CARTUCHO	1	1	1	1	FOR CHROMATE
26	93210-86M38	O-RING JUNTA TORICA	1	1	1	1	
27	93210-37160	O-RING JUNTA TORICA	1	1	1	1	
28	6E5-44352-01	IMPELLER IMPULSOR	1	1	1	1	
29	90280-04M05	KEY, WOODRUFF CUNA WOODRUFF	1	1	1	1	
30	6E5-44323-40	OUTER PLATE, CARTRIDGE PLACA EXTERIOR DEL CARTUCHO	1	1	1	1	FOR CHROMATE
31	6E5-44315-A0	GASKET, WATER PUMP EMPAQUE	1	1	1	1	
32	93606-12019	PIN, DOWEL PASADOR DE CLAVIJA	2	2	2	2	
33	90119-08M14	BOLT, WITH WASHER TORNILLO CON ARANDELA	4	4	4	4	
34	6E5-45331-00-94	HOUSING, BEARING CAJA DE COJINETE	1	1	1	1	
35	93101-28M16	OIL SEAL RETEN DE ACEITE	2	2	2	2	
36	93317-330U2	BEARING COJINETE DE RODILLOS	1	1	1	1	
37	6E5-45587-01-10	SHIM (T:0.10MM) LAINA (T:0.10MM)	1	1	1	1	UR
38	6E5-45587-01-12	SHIM (T:0.12MM) LAINA (T:0.12MM)	1	1	1	1	UR
39	6E5-45587-01-15	SHIM (T:0.15MM) LAINA (T:0.15MM)	1	1	1	1	UR
40	6E5-45587-01-18	SHIM (T:0.18MM) LAINA (T:0.18MM)	1	1	1	1	UR
41	6E5-45587-01-30	SHIM (T:0.30MM) LAINA (T:0.30MM)	1	1	1	1	UR
42	6E5-45587-01-40	SHIM (T:0.40MM) LAINA (T:0.40MM)	1	1	1	1	UR
43	6E5-45587-01-50	SHIM (T:0.50MM) LAINA (T:0.50MM)	1	1	1	1	UR
44	93341-930V2	BEARING COJINETES CON RODAMIENTOS	1	1	1	1	

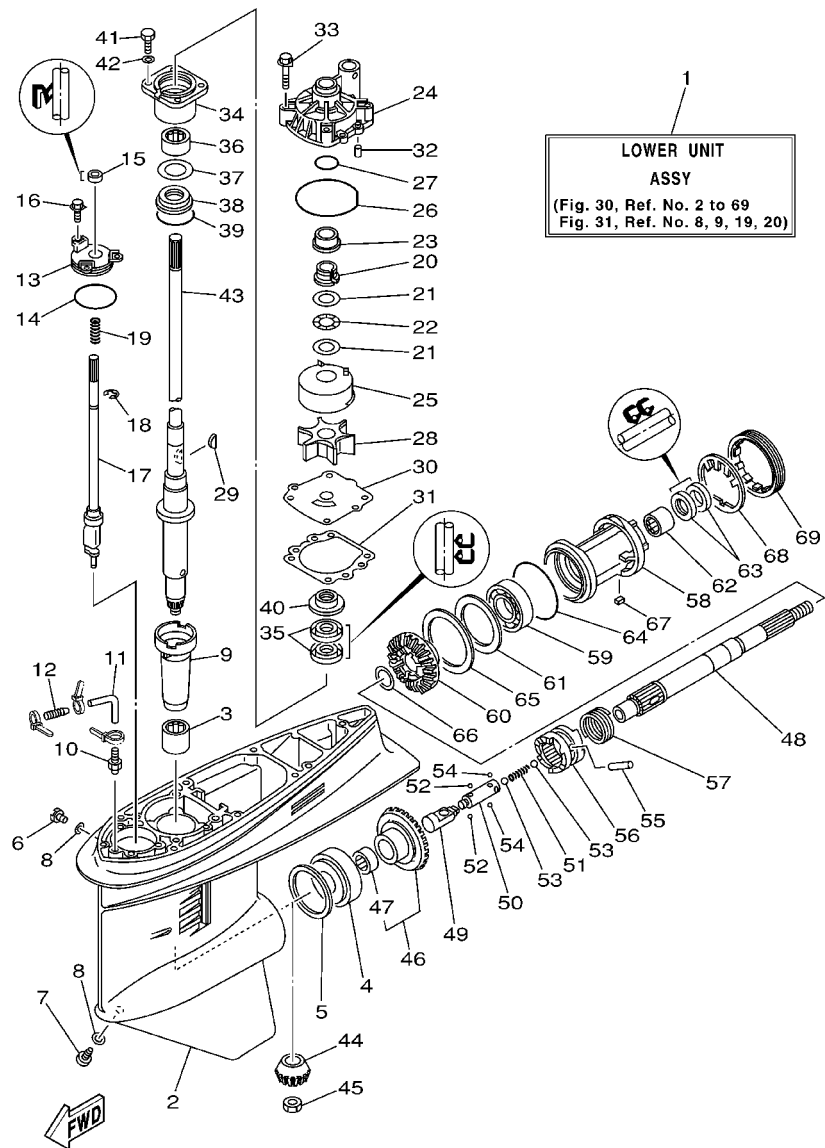


61U0200-0300

FIG. 30 LOWER CASING. DRIVE 1 IMPULSOR E INFERIOR 1

REF. NO.	PART NO. CODIGO NO.	DESCRIPTION DESCRIPTION	ET	E	WH	MH	REMARKS OBSERVACION
39	93210-55M14	O-RING JUNTA TORICA	1	1	1	1	
40	6E5-45344-00	COVER, OIL SEAL CUBIERTA SELLO ACEITE	1	1	1	1	
41	97095-08025	BOLT PERNO	4	4	4	4	
42	92995-08600	WASHER ARANDELA	4	4	4	4	
43	6E5-45501-01	DRIVE SHAFT COMP. EJE DE MANDO COMPL.	1	1	1	1	L
	6E5-45501-11	DRIVE SHAFT COMP. EJE DE MANDO COMPL.			1	1	Y
	6E5-45501-21	DRIVE SHAFT COMP. EJE DE MANDO COMPL.	1	1	1	1	X
44	6E5-45551-02	PINION PINON	1	1	1	1	
45	90170-16M01	NUT TUERCA	1	1	1	1	
46	6E5-45560-01	GEAR ENGRANE COMPLE 1	1	1	1	1	
47	93315-425U7	BEARING COJINETE DE RODILLOS	1	1	1	1	
48	6E5-45611-01	SHAFT, PROPELLER EJE PROPUSOR	1	1	1	1	
49	6E5-45641-02	SHIFTER CAMBIO	1	1	1	1	
50	6E5-45634-01	SLIDE, SHIFT DESLIZADOR, CAMBIO	1	1	1	1	
51	90501-16M37	SPRING, COMPRESSION RESORTE DE COMPRESION	1	1	1	1	
52	93507-32009	BALL ESFERA	2	2	2	2	
53	93511-32017	BALL ESFERA	2	2	2	2	
54	93503-16003	BALL ESFERA	2	2	2	2	
55	90250-08M07	PIN, STRAIGHT PASADOR CILINDRICO	1	1	1	1	
56	6E5-45631-01	CLUTCH, DOG EMBRAGUE DE GARRA	1	1	1	1	
57	6E5-45633-01	RING, CROSS PIN ANILLO DE PASADOR	1	1	1	1	
58	6E5-45332-00-94	HOUSING, BEARING CAJA BALERO 2	1	1	1	1	
59	93306-208U0	BEARING COJINETE	1	1	1	1	
60	6E5-45571-01	GEAR ENGRANAJE	1	1	1	1	
61	6E5-45576-00	WASHER, THRUST ARANDELA DE EMPUJE AXIAL	1	1	1	1	
62	93315-430U8	BEARING COJINETE DE RODILLOS	1	1	1	1	
63	93101-30M17	OIL SEAL RETEN DE ACEITE	2	2	2	2	

D1



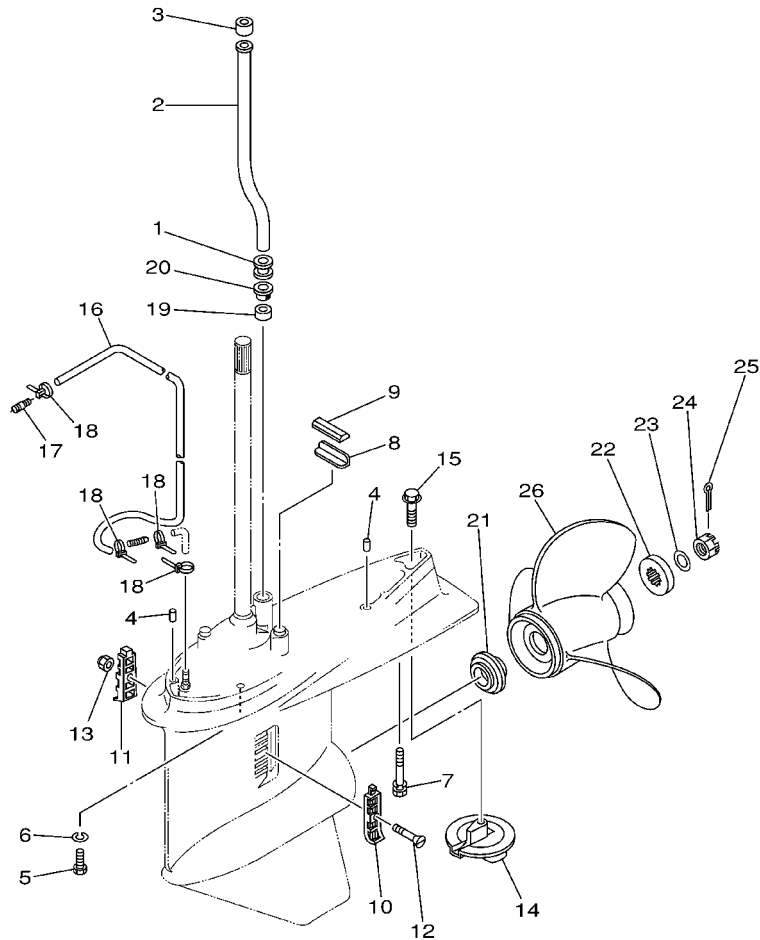
61U0200-0300

FIG. 30 LOWER CASING. DRIVE 1 IMPULSOR E INFERIOR 1

REF. NO.	PART NO. CODIGO NO.	DESCRIPTION DESCRIPTION	ET	E	WH	MH	REMARKS OBSERVACION
64	93210-86M39	O-RING JUNTA TORICA	1	1	1	1	
65	6L6-45577-00-10	SHIM (T:0.10MM) LAINA (T:0.10MM)	1	1	1	1	UR
	6L6-45577-00-12	SHIM (T:0.12MM) LAINA (:0.12MM)	1	1	1	1	UR
	6L6-45577-00-15	SHIM (T:0.15MM) LAINA (T:0.15MM)	1	1	1	1	UR
	6L6-45577-00-18	SHIM (T:0.18MM) LAINA (T:0.18MM)	1	1	1	1	UR
	6L6-45577-00-30	SHIM (T:0.30MM) LAINA (T:0.30MM)	1	1	1	1	UR
	6L6-45577-00-40	SHIM (T:0.40MM) LAINA (T:0.40MM)	1	1	1	1	UR
	6L6-45577-00-50	SHIM (T:0.50MM) LAINA (T:0.50MM)	1	1	1	1	UR
66	90201-30M92	WASHER, PLATE ARANDELA PLANA	1	1	1	1	
67	90282-04010	KEY, STRAIGHT CHAVETA, RECTA	1	1	1	1	
68	688-45383-02	WASHER, CLAW ARANDELA DE UNA	1	1	1	1	
69	688-45384-00	NUT TUERCA	1	1	1	1	

FIG. 31 LOWER CASING. DRIVE 2

IMPULSOR E INFERIOR 2

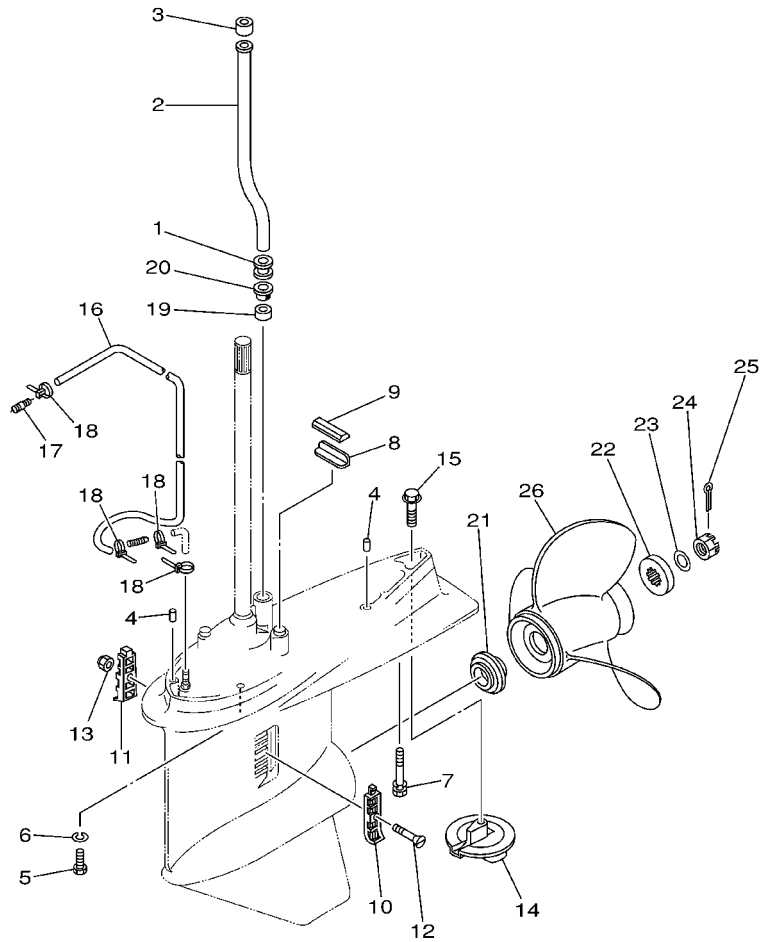


64W0171-0230

REF. NO.	PART NO. CODIGO NO.	DESCRIPTION DESCRIPTION	ET	E	WH	MH	REMARKS OBSERVACION
1	6E5-44366-00	DAMPER, WATER SEAL GOMA DEL SELLO DE AGUA	1	1	1	1	
2	6E5-44361-00	TUBE, WATER TUBO DE AGUA	1	1	1	1	L
	6E5-44361-10	TUBE, WATER TUBO DE AGUA			1	1	Y
	6E5-44361-20	TUBE, WATER TUBO DE AGUA	1	1	1	1	X
3	6E5-44365-00	DAMPER, WATER SEAL HULE DE SELLO DE AGUA	1	1	1	1	
4	93608-12M05	PIN, DOWEL PASADOR DE CLAVIJA	2	2	2	2	L/X
5	97075-10045	BOLT PERNO	6	6	6	6	L/X
6	92995-10100	WASHER ARANDELA	6	6	6	6	L/X
7	90119-10M89	BOLT, WITH WASHER TORNILLO CON ARANDELA	1	1	1	1	L/X
8	663-45376-00-94	GUIDE, SEAL DAMPER GUIA DE SELLO GOMA	1	1	1	1	
9	688-45375-00	DAMPER, SEAL GOMA DE SELLO	1	1	1	1	
10	688-45214-02	COVER, WATER INLET CUBIERTA ENTRADA AGUA	1	1	1	1	
11	688-45215-02	COVER, WATER INLET CUBIERTA ENTRADA AGUA	1	1	1	1	
12	90152-05M07	SCREW, COUNTERSUNK TORNILLO EMBUTIDO	1	1	1	1	
13	90185-05002	NUT, SELF-LOCKING TUERCA AUTOBLOCANTE	1	1	1	1	
14	6E5-45371-01	TAB-TRIM QUILLA ESTABILIZADOR	1	1	1	1	
15	90105-10M00	BOLT, FLANGE TORNILLO	1	1	1	1	
16	90445-07MF0	HOSE (L1030) TUBO (L1030)	1	1	1	1	EXCEPT FOR TUNA
17	6E5-83558-00	END, NIPPLE EXTREMO DE NIPLE	1	1	1	1	EXCEPT FOR TUNA
18	90465-11M10	CLAMP BRIDA	4	4	4	4	
	90465-11M10	CLAMP BRIDA	2	2			FOR TUNA
19	6E5-44365-00	DAMPER, WATER SEAL HULE DE SELLO DE AGUA	1	1	1	1	
20	6E5-44312-00	COVER, WATER PUMP HOUSING CUBIERTA CAJA BOMBA DE AGUA	1	1	1	1	
21	6E5-45987-01	SPACER ESPACIADOR	1	1	1	1	
22	688-45997-01	SPACER ESPACIADOR	1	1	1	1	
23	92990-18200	WASHER ARANDELA PLANA	1	1	1	1	
24	90171-18M04	NUT, CASTLE TUERCA ENTALLADA	1	1	1	1	

FIG. 31 LOWER CASING. DRIVE 2

IMPULSOR E INFERIOR 2

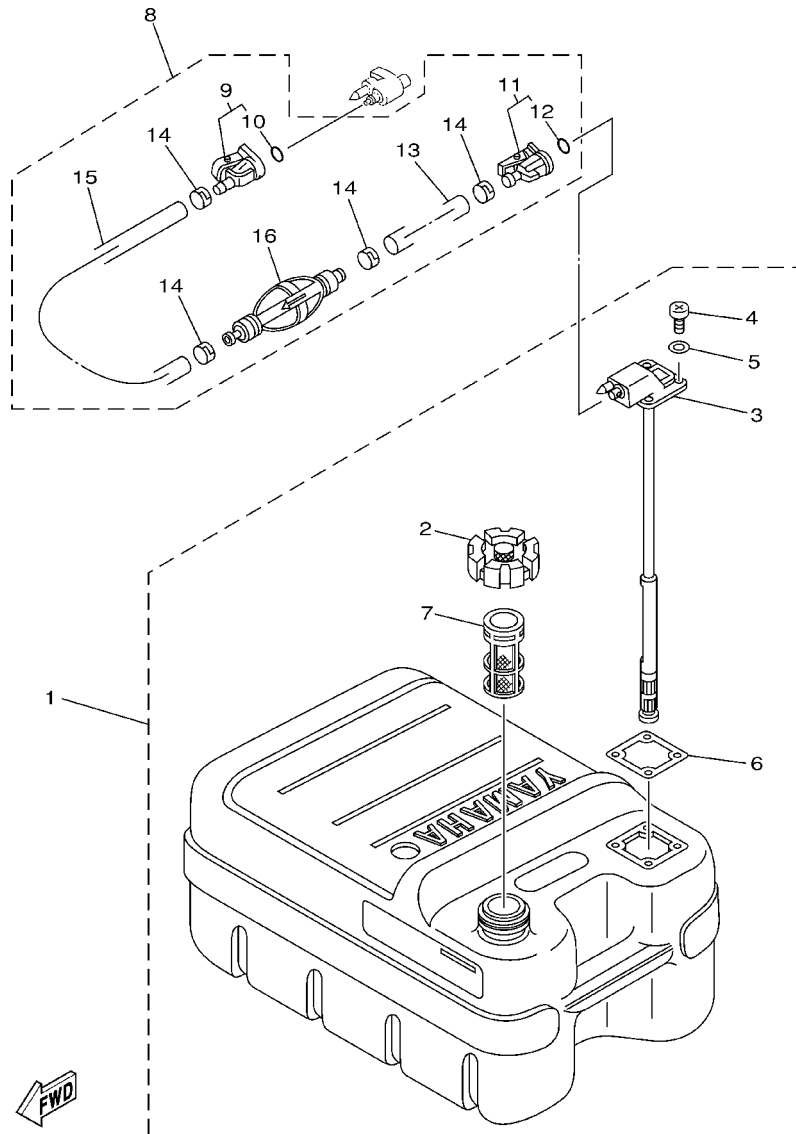



64W0171-0230

REF. NO.	PART NO. CODIGO NO.	DESCRIPTION DESCRIPTION	ET	E	WH	MH	REMARKS OBSERVACION
25	91490-40030	PIN, COTTER CHAVETA	1	1	1	1	
26	6E5-45943-00-EL	PROPELLER (3X12-5/8"X21"-K) PROPELA (3X12-5/8"X21"-K)	1	1	1	1	UR
	6E5-45945-01-EL	PROPELLER (3X13-1/4"X17"-K) PROPELA (3X13-1/4"X17"-K)	1	1	1	1	UR
	6E5-45947-00-EL	PROPELLER (3X13-1/2"X15"-K) PROPELA (3X13-1/2"X15"-K)	1	1	1	1	UR
	688-45941-00-EL	PROPELLER (3X13"X19"-K) PROPELA (3X13"X19"-K)	1	1	1	1	UR
	688-45930-02-98	PROPELLER (3X13"X17"-K) PROPELA (3X13"X17"-K)	1	1	1	1	UR
	688-45970-03-98	PROPELLER (3X13"X19"-K) PROPELA (3X13"X19"-K)	1	1	1	1	UR

FIG. 32 FUEL TANK

DEPOSITO DE COMBUSTIBLE

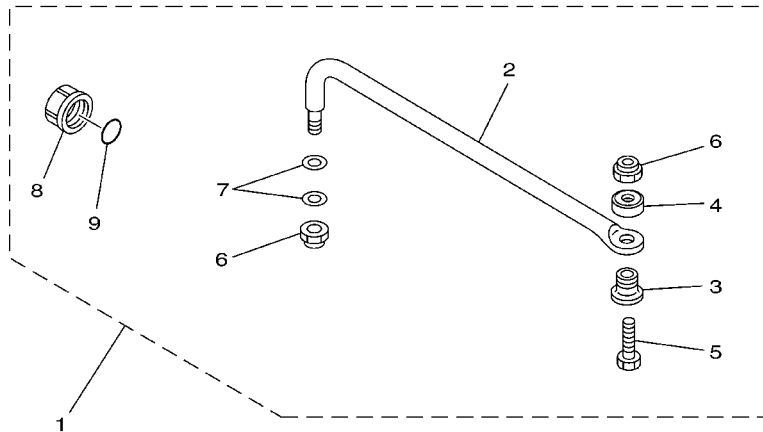


6E50700-0210

REF. NO.	PART NO. CODIGO NO.	DESCRIPTION DESCRIPTION	ET	E	WH	MH	REMARKS OBSERVACION
1	6YJ-24201-00	FUEL TANK ASSY (24L)	1	1	1	1	AP
	6YJ-24201-10	TANQUE DEL COMBUSTIBLE (24L)					
	6YJ-24201-10	FUEL TANK ASSY (24L)	1				AP FOR CHINA
	6YJ-24201-10	TANQUE DEL COMBUSTIBLE (24L)					
2	6YJ-24610-01	.CAP ASSY	1	1	1	1	
		.TAPA COMPLETA					
3	6YJ-24260-00	.FUEL METER ASSY	1	1	1	1	
		.MEDIDOR DE COMBUSTIBLE COMPL.					
	6Y1-24260-12	.FUEL METER ASSY	1				FOR CHINA
	6Y1-24260-12	.MEDIDOR DE COMBUSTIBLE COMPL.					
4	98586-05016	.SCREW, PAN HEAD	4	4	4	4	
		.TORNILLO DE CABEZA CON PLANA					
5	6Y1-24329-00	.SEAL	4	4	4	4	
		.SELLO					
6	6Y1-24268-00	.GASKET, FUEL METER	1	1	1	1	
		.EMPAQ MEDIDOR DE COMBUSTIBLE					
7	6YJ-24167-00	.STRAINER	1	1	1	1	
		.COLADOR					
8	6Y2-24306-07	FUEL PIPE COMP. 1	1	1	1	1	AP
		TUBO COMBUST. COMPL 1					
9	6E5-24305-04	.FUEL PIPE JOINT COMP. 2	1	1	1	1	
		.CONECTOR MANGUERA COMBUST. 2					
10	93210-08287	..O-RING	1	1	1	1	
		..JUNTA TORICA					
11	6Y2-24305-04	.FUEL PIPE JOINT COMP. 2	1	1	1	1	
		.CONECTOR MANGUERA COMBUST. 2					
12	93210-08287	..O-RING	1	1	1	1	
		..JUNTA TORICA					
13	90445-13M01	.HOSE (L2050)	1	1	1	1	
		.MANGUERA (L2050)					
14	6E5-24351-50	.BAND 1	4	4	4	4	
		.ABRAZADERA 1					
15	90445-13M00	.HOSE (L850)	1	1	1	1	
		.MANGUERA (L850)					
16	6Y2-24360-02	.PRIMER PUMP ASSY	1	1	1	1	
		.SOPORTE BOMBA					

FIG. 33 STEERING GUIDE

DIRECCIONGUIAR

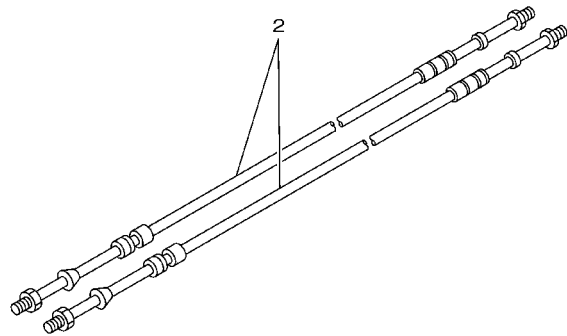
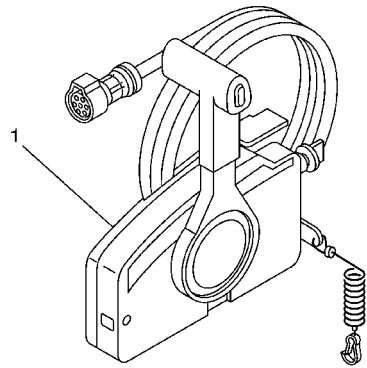


REF. NO.	PART NO. CODIGO NO.	DESCRIPTION DESCRIPTION	ET	E	WH	MH	REMARKS OBSERVACION
1	6E5-61350-02	STEERING GUIDE ATTACHMENT KIT ESTUCHE ADITAMENTO GUIA DE TIM	1				AP FOR CHINA
2	6E5-61351-01	.ROD, STEERING LINK .VARILLA ESLABON DIRECCION	1				
3	90387-10M61	.COLLAR .COLLAR	1				
4	90560-12M01	.SPACER .SEPARADOR	1				
5	6E5-61355-00	.BOLT .TORNILLO	1				
6	90185-09M01	.NUT, SELF-LOCKING .TUERCA AUTOBLOCANTE	2				
7	90201-10M20	.WASHER, PLATE .ARANDELA PLANA	2				
8	6E5-43145-01	.CAP, CLAMP BRACKET .TAPA	1				
9	93210-16275	.O-RING .JUNTA TORICA	1				

67H0100-9290

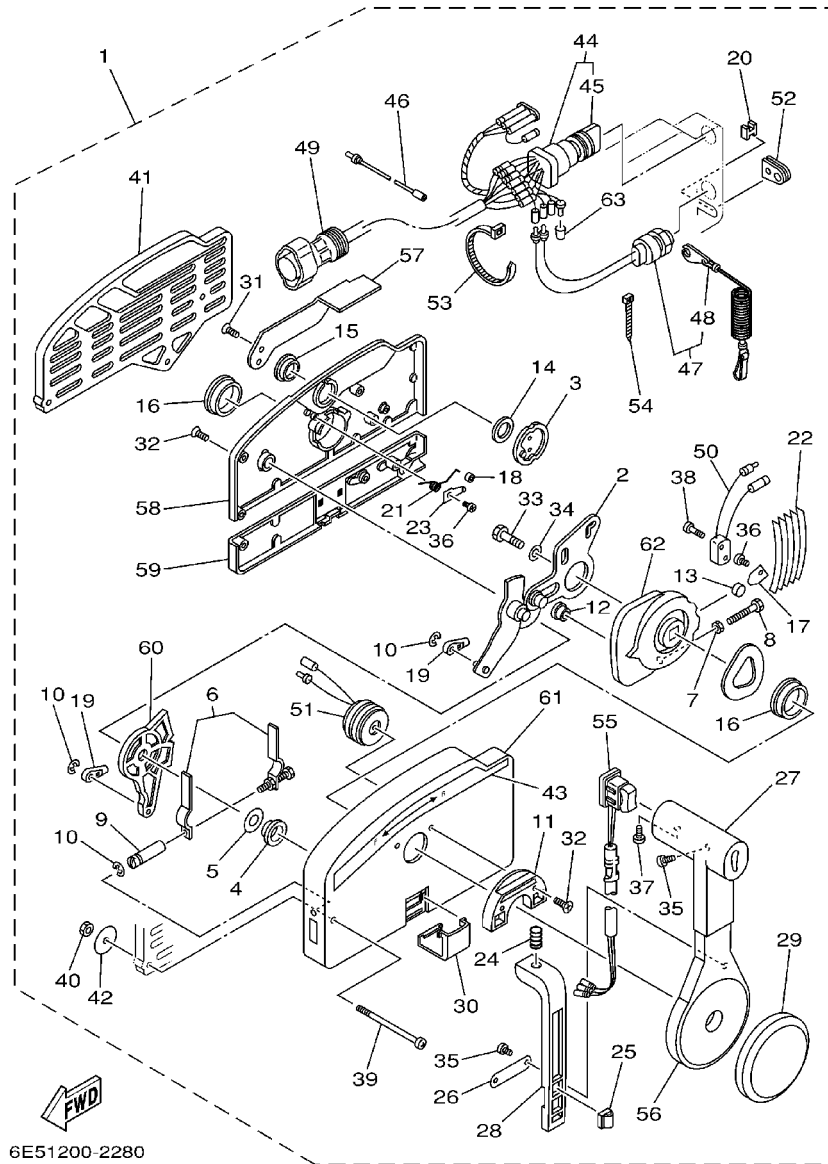
FIG. 34 REMOTE CONTROL BOX

CONTROL REMOTO COMPL.



REF. NO.	PART NO. CODIGO NO.	DESCRIPTION DESCRIPTION	ET	E	WH	MH	REMARKS OBSERVACION
1	703-48205-17	REMOTE CONTROL ASSY REMOTO CONTROL COMPL.	1				AP WITH PT/T SW.
	703-48201-16	REMOTE CONTROL ASSY REMOTO CONTROL COMPL.		1			AP
2	701-48320-30	CABLE, REMOTE CONTROL L=14F CABLE CONTROL REMOTO L=14F	2	2			UR
	701-48320-50	CABLE, REMOTE CONTROL L=15F CABLE CONTROL REMOTO L=15F	2	2			UR
	701-48320-80	CABLE, REMOTE CONTROL L=17F CABLE CONTROL REMOTO L=17F	2	2			UR
	701-48320-40	CABLE, REMOTE CONTROL L=19F CABLE CONTROL REMOTO L=19F	2	2			UR

 67M0100-8280

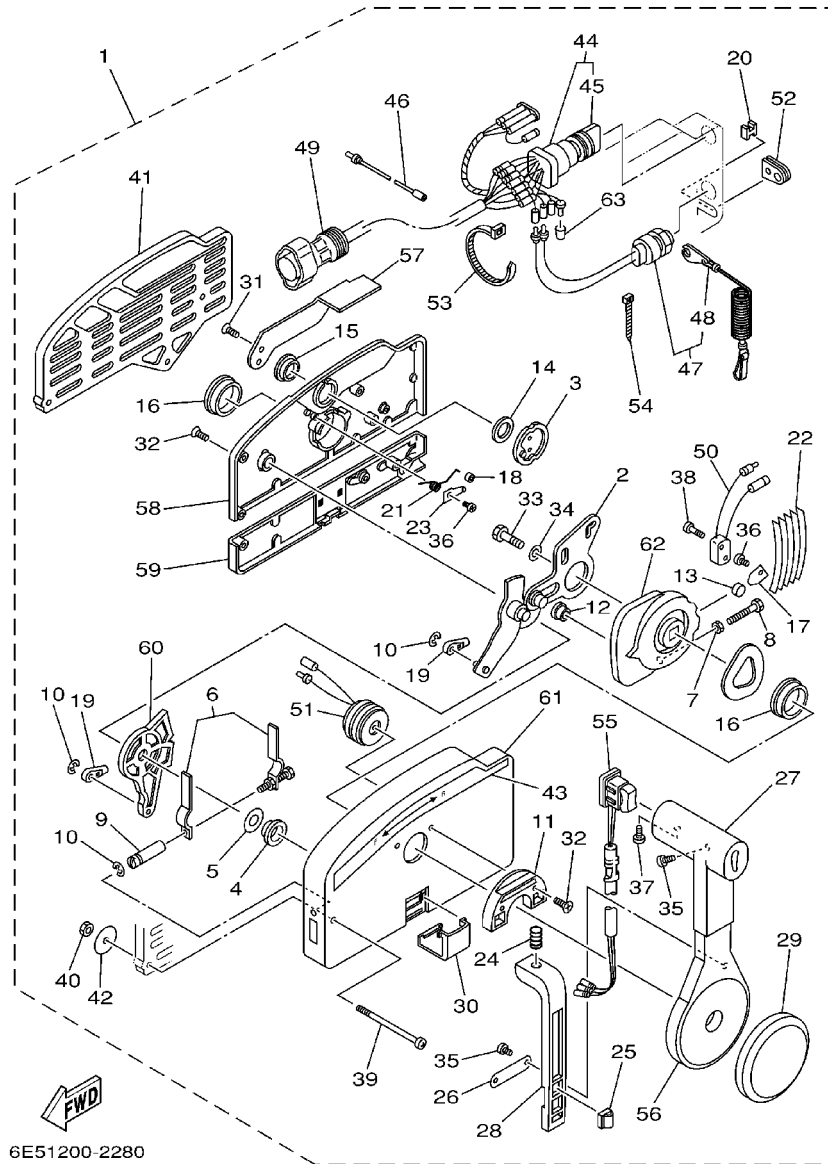


6E51200-2280

FIG. 35 REMOTE CONTROL ASSY CONTROL REMOTO COMPL.

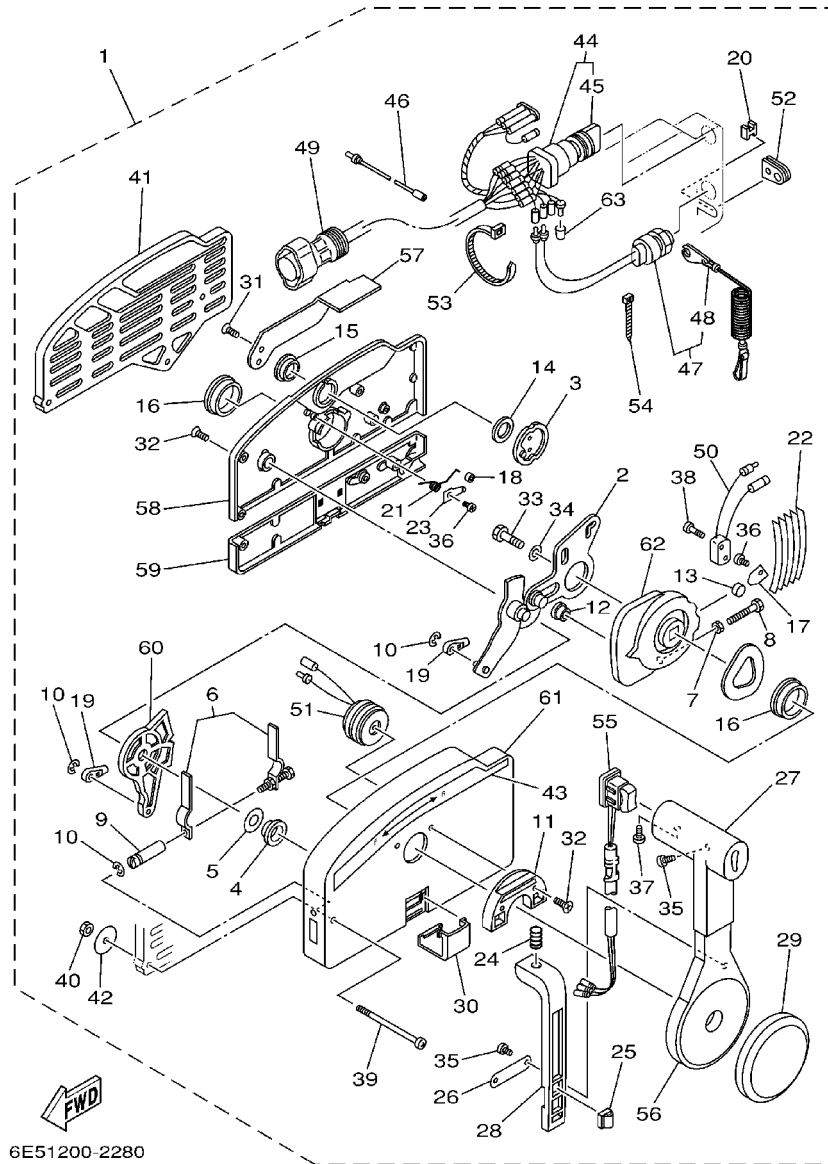
REF. NO.	PART NO. CODIGO NO.	DESCRIPTION DESCRIPTION	ET	E	WH	MH	REMARKS OBSERVACION
1	703-48205-17	REMOTE CONTROL ASSY REMOTO CONTROL COMPL.	1				AP WITH PT/T SW.
	703-48201-16	REMOTE CONTROL ASSY REMOTO CONTROL COMPL.		1			AP
2	703-48261-01	.ARM, THROTTLE .BRAZO ACELERADOR	1	1			
3	703-48153-00	.SHAFT, FREE ACCEL. .EJE	1	1			
4	703-48235-00	.BUSHING .BUJE	1	1			
5	703-48268-00	.SPACER .ESPACIADOR 3	1	1			
6	703-48264-00	.THROTTLE, FRICTION .FRICCION ACELERADOR	1	1			
7	95380-05600	.NUT .TUERCA	1	1			
8	97380-05025	.BOLT .TORNILLO HEXAGONAL	1	1			
9	703-48265-00	.SHAFT, FRICTION .EJE FRICCION	1	1			
10	93430-06024	.CIRCLIP .SEGURO	3	3			
11	703-48245-00	.PLATE, LOCK .PLACA CERRADURA	1	1			
12	703-48252-00	.ROLLER, CAM .RODILLO LEVA	1	1			
13	701-48248-00	.ROLLER, FREE ACCEL. .RODILLO ACELERADOR LIBRE	1	1			
14	703-48198-00	.WASHER, WAVE .RONDANA ONDULADA 3	1	1			
15	703-48243-00	.BUSHING .BUJE 3	1	1			
16	703-48236-00	.BUSHING 1 .BUJE	2	2			
17	703-48189-00	.RETAINER .RETENEDOR	1	1			
18	703-48234-00	.ROLLER, DETENT .RODILLO	1	1			
19	703-48345-01	.CABLE END, REMOTE CONTROL 2 .TERMINAL CABLE DE CONTROL REM	2	2			
20	703-48358-00	.ANCHOR, CABLE .ABRAZADERA CABLE	1	1			
21	703-48244-00	.SPRING, FREE ACCEL. .RESORTE ACELERADOR LIBRE	1	1			
22	703-48238-00	.SPRING, DETENT .RESORTE	5	5			
23	703-48246-00	.SPACER .ESPACIADOR	1	1			
24	703-48227-00	.SPRING, NEUTRAL LOCK .RESORTE DE SEGURO	1	1			
25	703-82594-00	.CLAMP .GRAMPA	1				WITH PT/T SW.
26	703-48226-00	.PLATE, STOPPER .PLACA RETEN	1	1			

FIG. 35 REMOTE CONTROL ASSY CONTROL REMOTO COMPL.



REF. NO.	PART NO. CODIGO NO.	DESCRIPTION DESCRIPTION	ET	E	WH	MH	REMARKS OBSERVACION
27	703-48222-00	.GRIP, CONTROL LEVER .MANGO DE PALANCA CONTROL	1	1			SINGLE
28	703-48223-00	.LOCK, NEUTRAL .CERRADURA NEUTRO	1	1			
29	703-48225-00	.COVER .CUBIERTA	1	1			
30	703-48219-00	.COVER, LEAD .CUBIERTA	1	1			
31	703-48281-00	.SCREW .TORNILLO 1	2	2			
32	703-48282-00	.SCREW .TORNILLO 2	7	7			
33	97380-08030	.BOLT .TORNILLO HEXAGONAL	1	1			
34	92990-08600	.WASHER, PLATE .ARANDELA PLANA	1	1			
35	98580-04010	.SCREW, PAN HEAD .TORNILLO DE CABEZA CRUZADA	3	3			
36	98580-04006	.SCREW, PAN HEAD .TORNILLO DE CABEZA CRUZADA	2	2			
37	98580-05010	.SCREW, PAN HEAD .TORNILLO DE CABEZA CRUZADA	1	1			
38	98580-03015	.SCREW, PAN HEAD .TORNILLO DE CABEZA CRUZADA	2	2			
39	703-48291-10	.SCREW (M6) .TORNILLO (M6)	3	3			
40	95380-06600	.NUT, HEXAGON .TUERCA	3	3			
41	703-48293-10	.SPACER, REMOTE CONTROL .ESPACIADOR	1	1			SINGLE
42	701-48287-00	.WASHER .ARANDELA	3	3			
43	703-48215-00	.GRAPHIC .CALCOMANIA 1	1	1			
44	703-82510-43	.MAIN SWITCH ASSY .CONJUNTO DE LLAVE IGNICION	1	1			
45	703-82577-00	.CAP, KEY .TAPA	1	1			
46	703-82531-00	.WIRE, LEAD .CABLE CONDUCTOR	1	1			
47	688-82575-01	.ENGINE STOP SWITCH ASSY .INTERRUPTOR DE PARADA COMPL	1	1			
48	682-82556-00	.STOPPER .RETENER	1	1			
49	688-8258A-20	.EXTENSION, WIRE HARNESS .EXTENSION, ARNES DE CABLES	1	1			L:5M (10P)
50	703-82540-00	.NEUTRAL SWITCH ASSY .INTERRUPTOR NEUTRAL COMPL	1	1			
51	703-83383-02	.BUZZER .ZUMBADOR	1	1			
52	703-48284-00	.GROMMET .TAPON 1	1	1			
53	703-82591-00	.BAND .BANDA	1	1			

FIG. 35 REMOTE CONTROL ASSY CONTROL REMOTO COMPL.



6E51200-2280

REF. NO.	PART NO. CODIGO NO.	DESCRIPTION DESCRIPTION	ET	E	WH	MH	REMARKS OBSERVACION
54	703-82592-00	.BAND .BANDA	1	1			
55	703-82563-02	.TRIM & TILT SWITCH ASSY .INTERRUPTOR DE INCLINACION	1				WITH PT/T SW.
	703-48224-00	.COVER, CONTROL LEVER .CUBIERTA DE PALANCA CONTROL		1			WITHOUT PT/T SW.
56	703-48221-00	.LEVER, CONTROL .PALANCA CONTROL	1	1			
57	703-48152-00	.KNOB, FREE ACCEL. .PERILLA	1	1			
58	703-48212-00	.BACK PLATE 1 .PLACA TRASERA 1	1	1			
59	703-48213-00	.BACK PLATE 2 .PLACA TRASERA 2	1	1			
60	703-48271-00	.ARM, SHIFT .BRAZO CAMBIADOR	1	1			
61	703-48211-01	.HOUSING,1 .CAJA	1	1			
62	703-48232-00	.GEAR .ENGRANAJE 1	1	1			
63	703-82542-00	.CAP .TAPA		2			FOR 703-48201-16

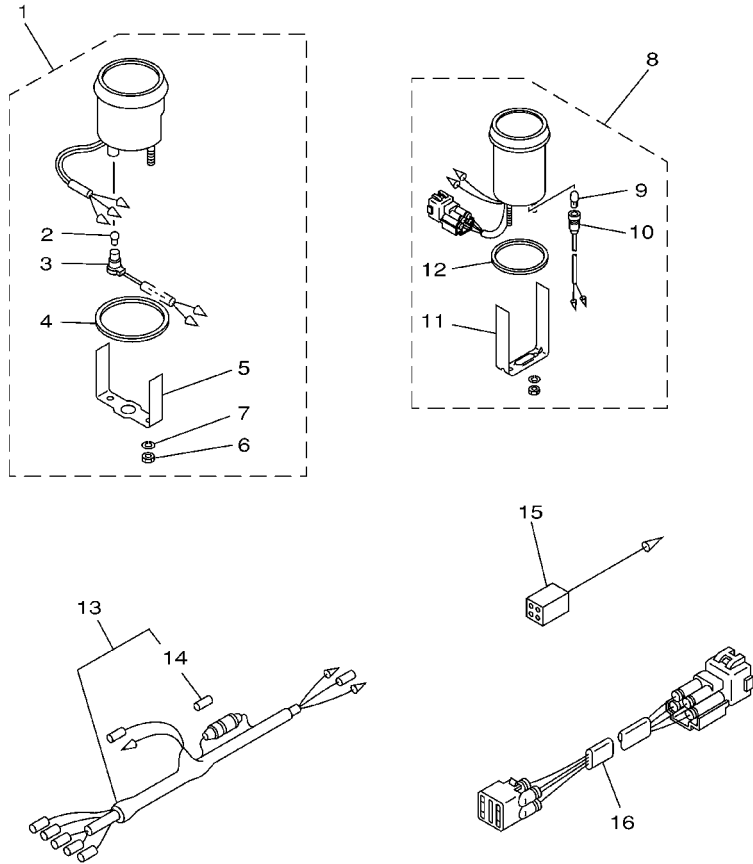


FIG. 36 METER

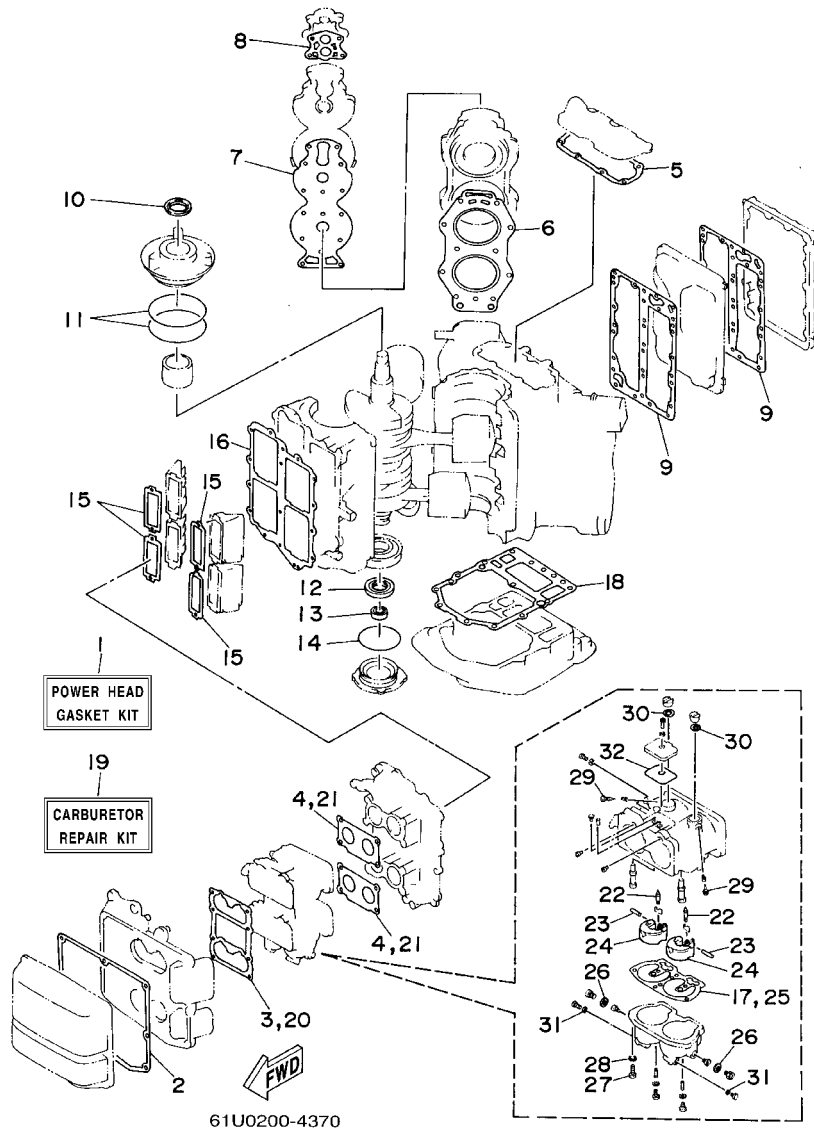
MEDIDOR

REF. NO.	PART NO. CODIGO NO.	DESCRIPTION DESCRIPTION	ET	E	WH	MH	REMARKS OBSERVACION
1	6Y5-83540-14	TACHOMETER ASSY TACOMETRO COMPLETO	1				AP EXCEPT FOR TUNA
2	6Y5-83517-00	.BULB (12V-1.7W, T10) .BOMBILLA (12V-1.7W, T10)	1				
3	6Y5-83536-10	.SOCKET, METER ENCASTRE DE MEDIDOR	1				
4	6Y5-83523-00	.DAMPER .AMORTIGUADOR	1				
5	6Y5-83514-00	.PLATE, FITTING .PLACA ACCESORIA	1				
6	95380-05600	.NUT .TUERCA	2				
7	92990-05100	.WASHER, SPRING .ARANDELA GROWER	2				
8	6Y5-83670-12	TRIM METER ASSY. MEDIDOR DE INCLINACION	1				AP
9	6Y5-83518-00	.BULB (12V-1.7W, T6.5) .BOMBILLA (12V-1.7W, T6.5)	1				
10	6Y5-83536-00	.SOCKET, METER ENCASTRE DE MEDIDOR	1				
11	6Y5-83544-00	.PLATE, FITTING .PLACA ACCESORIA	1				
12	688-83664-00	.DAMPER .AMORTIGUADOR	1				
13	6Y5-83553-00	WIRE, LEAD CABLE CONDUCTOR	1				AP
14	1E6-82151-00	.FUSE (10A) .FUSIBLE (10A)	1				
15	6Y5-82117-00	WIRE, LEAD (BLACK) CABLE, CONDUCTOR (NEGRO)	1				AP EXCEPT FOR TUNA
16	6R3-82553-70	EXTENSION, WIRE LEAD CABLE	1				AP 4P,7M

6E50200-0280

FIG. 37 REPAIR KIT 1

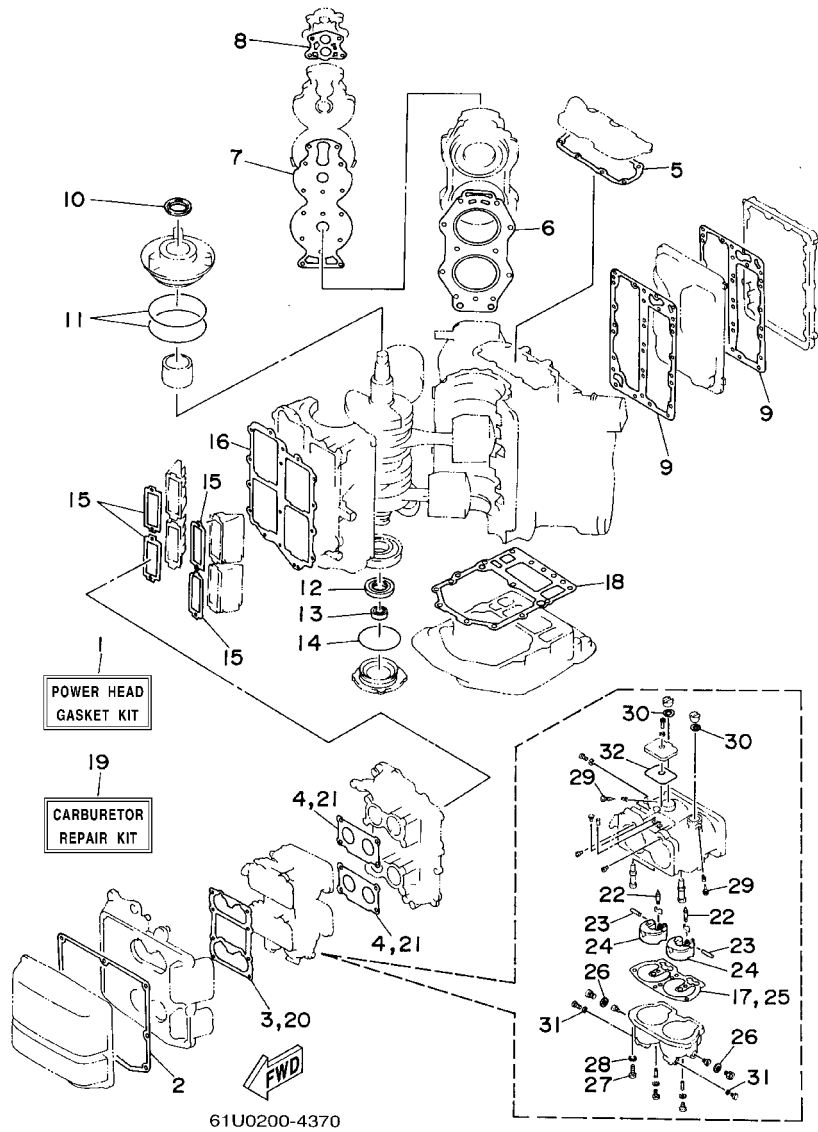
ESTUCHE REPARATION 1



REF. NO.	PART NO. CODIGO NO.	DESCRIPTION DESCRIPTION	ET	E	WH	MI	REMARKS OBSERVACION
1	6E5-W0001-A3	POWER HEAD GASKET KIT JUEGO DE EMPAQUE DE MOTOR	1	1	1	1	
2	6E5-14416-A1	.GASKET, AIR CLEANER .EMPAQUE	1	1	1	1	
3	6E5-14483-A1	.GASKET .EMPAQUE	1	1	1	1	
4	6E5-14198-A2	.GASKET .EMPAQUE	2	2	2	2	
5	6E5-11381-A2	.GASKET 1 .EMPAQUE 1	1	1	1	1	
6	6E5-11181-A1	.GASKET, CYLINDER HEAD 1 .JUNTA, DE CULATA 1	2	2	2	2	
7	6E5-11193-A0	.GASKET, HEAD COVER 1 .EMPAQUE	2	2	2	2	
8	688-12414-A1	.GASKET, COVER .EMPAQUE	2	2	2	2	
9	6E5-41112-A1	.GASKET, EXHAUST INNER COVER .EMPAQUE	2	2	2	2	
10	93102-40M14	.OIL SEAL .RETEN DE ACEITE	1	1	1	1	
11	93211-04001	.O-RING .ANILLO EN O	2	2	2	2	
12	93102-35M13	.OIL SEAL .RETEN DE ACEITE	1	1	1	1	
13	93101-22M15	.OIL SEAL .RETEN DE ACEITE	1	1	1	1	
14	93210-74M35	.O-RING .JUNTA TORICA	1	1	1	1	
15	6E5-13621-A1	.GASKET, VALVE SEAT .JUNTA, DE VALV.DE EMPAQUE	4	4	4	4	
16	6E5-13645-A1	.GASKET, MANIFOLD 1 .EMPAQUE	1	1	1	1	
17	6E5-14384-04	.GASKET, FLOAT CHAMBER .EMPAQUE DE CAMARA DE BOIA	2	2	2	2	
18	6E5-45113-A0	.GASKET, UPPER CASING .EMPAQUE	1	1	1	1	
19	61U-W0093-01	CARBURETOR REPAIR KIT KIT REPARACION CARBURADOR	1	1	1	1	
20	6E5-14483-A1	.GASKET .EMPAQUE	1	1	1	1	
21	6E5-14198-A2	.GASKET .EMPAQUE	2	2	2	2	
22	6E5-14546-00	.VALVE, NEEDLE .VALVULA DE AGUJA	4	4	4	4	
23	6E5-14386-02	.PIN, FLOAT .PASADOR DE BOIA	4	4	4	4	
24	6E5-14385-02	.FLOAT .BOIA	4	4	4	4	
25	6E5-14384-04	.GASKET, FLOAT CHAMBER .EMPAQUE DE CAMARA DE BOIA	2	2	2	2	
26	6E5-14398-01	.GASKET .EMPAQUE	4	4	4	4	
27	97880-05016	.SCREW, PAN HEAD .TORNILLO DE CABEZA CON PLANA	2	2	2	2	

FIG. 37 REPAIR KIT 1

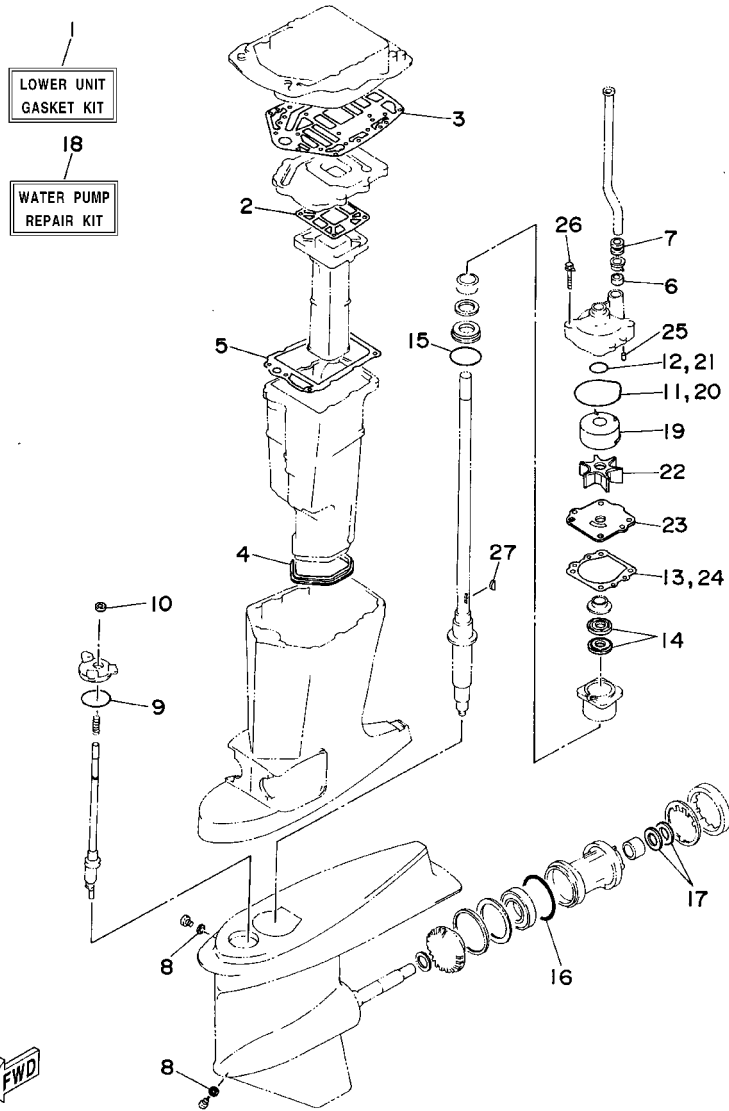
ESTUCHE REPARATION 1



REF. NO.	PART NO. CODIGO NO.	DESCRIPTION DESCRIPTION	ET	E	WH	MH	REMARKS OBSERVACION
28	92990-05100	.WASHER, SPRING .ARANDELA GROWER	2	2	2	2	
29	6E5-14323-03	.SCREW, AIR ADJUSTING .TORNILLO DE AJUSTE DE AIRE	4	4	4	4	
30	6E5-14979-00	.GASKET EMPAQUE DE ARRANQUE	4	4	4	4	
31	6J8-14959-00	.GASKET EMPAQUE	4	4	4	4	
32	6E5-14959-01	.GASKET EMPAQUE	2	2	2	2	

FIG. 38 REPAIR KIT 2

ESTUCHE REPARATION 2



REF. NO.	PART NO. CODIGO NO.	DESCRIPTION DESCRIPTION	ET	E	WH	MH	REMARKS OBSERVACION
1	6E5-W0001-C1	LOWER UNIT GASKET KIT JUEGO DE EMPAQUE UNIDAD INFER.	1	1	1	1	
2	6E5-41134-B0	.GASKET, EXHAUST MANIFOLD EMPAQUE	1	1	1	1	
3	6E5-45114-A0	.GASKET, UPPER CASING EMPAQUE	1	1	1	1	
4	6E5-45123-00	.GASKET, MUFFLER EMPAQUE SILENCIADOR	1	1	1	1	
5	6E5-41135-A0	.GASKET, EXHAUST MANIFOLD EMPAQUE	1	1	1	1	
6	6E5-44365-00	.DAMPER, WATER SEAL .HULE DE SELLO DE AGUA	1	1	1	1	
7	6E5-44366-00	.DAMPER, WATER SEAL .GOMA DEL SELLO DE AGUA	1	1	1	1	
8	90430-08020	.GASKET .JUNTA	2	2	2	2	
9	93210-58144	.O-RING .JUNTA TORICA	1	1	1	1	
10	93106-09014	.OIL SEAL .RETEN DE ACEITE	1	1	1	1	
11	93210-86M38	.O-RING .JUNTA TORICA	1	1	1	1	
12	93210-37160	.O-RING .JUNTA TORICA	1	1	1	1	
13	6E5-44315-A0	.GASKET, WATER PUMP EMPAQUE	1	1	1	1	
14	93101-28M16	.OIL SEAL .RETEN DE ACEITE	2	2	2	2	
15	93210-55M14	.O-RING .JUNTA TORICA	1	1	1	1	
16	93210-86M39	.O-RING .JUNTA TORICA	1	1	1	1	
17	93101-30M17	.OIL SEAL .RETEN DE ACEITE	2	2	2	2	
18	61U-W0078-03	WATER PUMP REPAIR KIT ESTUCHE REPARACION BOMBA AGUA	1	1	1	1	
19	6R3-44322-42	.INSERT, CARTRIDGE .CARTUCHO	1	1	1	1	
20	93210-86M38	.O-RING .JUNTA TORICA	1	1	1	1	
21	93210-37160	.O-RING .JUNTA TORICA	1	1	1	1	
22	6E5-44352-01	.IMPELLER .IMPULSOR	1	1	1	1	
23	6E5-44323-40	.OUTER PLATE, CARTRIDGE .PLACA EXTERIOR DEL CARTUCHO	1	1	1	1	
24	6E5-44315-A0	.GASKET, WATER PUMP EMPAQUE	1	1	1	1	
25	93606-12019	.PIN, DOWEL .PASADOR DE CLAVIJA	2	2	2	2	
26	90119-08M14	.BOLT, WITH WASHER .TORNILLO CON ARANDELA	4	4	4	4	
27	90280-04M05	.KEY, WOODRUFF .CUNA WOODRUFF	1	1	1	1	

**NUMERICAL INDEX
INDICE NUMERICO**

PART NO. CODIGO NO.	REF. NO.	PART NO. CODIGO NO.	REF. NO.	PART NO. CODIGO NO.	REF. NO.	PART NO. CODIGO NO.	REF. NO.	PART NO. CODIGO NO.	REF. NO.	PART NO. CODIGO NO.	REF. NO.
6E5-W0001-A3	37 - 1	6R5-11642-01-93	4 - 18	61U-14381-00	8 - 4	6E5-14546-00	37 - 22	697-15761-01	1 - 23	6E5-24411-00	10 - 29
6E5-W0001-C1	38 - 1	6R5-11645-01	4 - 18		9 - 4	6E5-14711-01-5B	29 - 26	697-15762-00	13 - 34	61U-24411-00	11 - 7
6E5-W0004-00	6 - 2	6R5-11646-01	4 - 18	6E5-14383-01	8 - 6	6E5-14737-00	29 - 27	663-15764-00	13 - 7	6E5-24412-10	10 - 36
	7 - 2	6E5-11650-01	4 - 22		9 - 6	6E5-1492A-00	8 - 17	61U-15770-00	13 - 51	6E5-24413-00	10 - 26
61U-W0070-H0	1 - 21	6E5-12411-30	5 - 7	61A-14383-01	8 - 34		9 - 17	61U-15772-00	13 - 39	6A0-24421-01	10 - 33
	2 - 19	6G5-12413-00-1S	5 - 8		9 - 29	61A-1492E-87	8 - 15	696-15773-00	13 - 3	61U-24421-00	11 - 8
61U-W0078-03	38 - 18	688-12414-A1	5 - 9	6E5-14384-04	8 - 3		9 - 15	61U-15774-00-94	13 - 47	6E5-24423-00	10 - 31
6E5-W0084-13-4D	20 - 1		37 - 8		9 - 3	61U-1492F-39	8 - 12	6F5-15779-02	13 - 25	61U-24423-00	11 - 9
61U-W0090-04-1S	3 - 1	6G5-12416-00	5 - 18		37 - 17		9 - 12	697-15787-00-94	13 - 29	61U-24424-00	11 - 17
61U-W0093-01	37 - 19	6E5-12576-00	5 - 24		37 - 25	61A-1492G-54	8 - 31	697-15789-00	13 - 46	648-24424-00	10 - 30
61U-W1571-00	13 - 1	6G5-12581-00	29 - 10	6E5-14385-02	8 - 8		9 - 27	663-15794-00	13 - 56	650-24431-A0	10 - 37
656-W2810-02	10 - 49	677-13437-08	1 - 24		9 - 8	61A-1492H-12	8 - 30	61U-2415A-00	13 - 64	6E5-24434-02	10 - 32
6E5-W4271-05-4D	19 - 1		2 - 23		37 - 24		9 - 26	6YJ-24167-00	32 - 7	6E5-24435-00	10 - 28
61U-W4271-02-4D	19 - 1	6E5-13610-00	6 - 1	6E5-14386-02	8 - 11	6E5-14959-01	8 - 25	6YJ-24201-00	32 - 1	6E5-24444-00	10 - 25
6E5-11111-00-1S	5 - 1		7 - 1		9 - 11		9 - 25	61U-24201-10	32 - 1	61U-24454-00	11 - 10
6E5-11119-01	3 - 18	6E5-13621-A1	6 - 3		37 - 23		37 - 32	6YJ-24260-00	32 - 3	61U-24461-00	11 - 12
61U-11119-01	3 - 18		7 - 3	61U-14394-00	8 - 14	6J8-14959-00	8 - 7	6Y1-24260-12	32 - 3	61A-24469-00	10 - 12
6E5-11181-A1	5 - 2		37 - 15		9 - 14		8 - 33	6Y1-24268-00	32 - 6	6E5-24471-00	10 - 27
	37 - 6	6E5-13641-03-1S	6 - 6	647-14395-60	6 - 36		9 - 31	6E5-24304-10	10 - 1	61U-24478-00	11 - 13
6E5-11191-01-1S	5 - 4		7 - 6		7 - 29		37 - 31	6E5-24305-04	12 - 2	61U-24479-00	11 - 14
6E5-11193-A0	5 - 5	6E5-13645-A1	6 - 21	6E5-14398-01	8 - 16	61U-14959-00	8 - 13		32 - 9	61U-24486-00	11 - 11
	37 - 7		7 - 13		9 - 16		9 - 13	6Y2-24305-04	12 - 4	61U-24489-00	11 - 15
6R3-1131M-01	3 - 14		37 - 16		37 - 26	6E5-14979-00	8 - 21		32 - 11	61U-24491-10	11 - 19
6E5-11325-00	3 - 12	6E5-14159-00	8 - 10	6E5-1441K-00	6 - 41		9 - 21	6Y2-24306-07	32 - 8	61U-24494-00	11 - 42
6E5-11370-01	6 - 8		9 - 10		7 - 34		37 - 30	6Y2-24306-53	12 - 1	61U-24496-00	11 - 36
	7 - 8	6E5-14198-A2	6 - 28	6E5-14416-A1	6 - 42	6J8-14995-00	9 - 7	6E5-24312-00	5 - 15	61A-24500-00	11 - 33
6E5-11371-00-1S	3 - 24		7 - 18		7 - 35	61U-15100-00-1S	3 - 2	61U-24313-00	10 - 3	61A-24521-00	10 - 7
6E5-11372-01	3 - 5		37 - 4		37 - 2	6E5-15163-00-1S	4 - 3	61U-24314-00	10 - 22	65L-24531-01	10 - 8
6G5-11372-00-1S	5 - 22		37 - 21	6E5-14417-10-94	7 - 25	6G5-15359-00-94	4 - 11	61U-24315-00	11 - 22	65L-24558-00	10 - 13
624-11379-00	3 - 3	6E5-14223-00	8 - 23	61U-14417-00-94	6 - 32	61U-15711-00	13 - 2	6G5-24316-10	10 - 40	61A-24560-04	10 - 6
6E5-11381-A2	3 - 25		9 - 23	6E5-14418-00	6 - 40	663-15713-00	13 - 5	61U-24316-00	11 - 1	61A-24563-00	10 - 11
	37 - 5	61U-14301-M1	8 - 1		7 - 33	61U-15714-00	13 - 6	61U-24317-00	11 - 30	61A-24564-00	10 - 9
6G5-11382-A1	5 - 21	61U-14301-02	9 - 1	6E5-14483-A1	6 - 37	663-15715-00	13 - 12	61U-24318-10	10 - 44	61U-24566-01	10 - 17
6R3-11397-01	3 - 15	61U-14302-M1	8 - 2		7 - 30	696-15716-00	13 - 13	6G5-24319-10	10 - 45	61A-24577-01	10 - 10
6N7-11411-01	4 - 1	61U-14302-02	9 - 2		37 - 3	663-15719-00	13 - 15	6Y1-24329-00	32 - 5	6YJ-24610-01	32 - 2
6E5-11447-00	4 - 2	6E5-14321-00	8 - 18		37 - 20	61U-15723-01	13 - 48	6E5-24351-50	32 - 14	692-26301-03	20 - 20
663-11518-01	3 - 4		9 - 18	6E5-14485-00	6 - 34	663-15726-01	13 - 10	6E5-24351-51	12 - 7	6A1-28176-00	19 - 44
61U-11601-00	4 - 17	6E5-14323-03	8 - 22		7 - 27	696-15734-00	13 - 14	6Y2-24360-02	32 - 16	6E5-41111-00-1S	5 - 11
	4 - 19		9 - 22	624-14485-00	6 - 7	663-15735-01	13 - 52	6Y2-24360-52	12 - 9	6E5-41112-A1	5 - 12
61U-11601-10	4 - 17		37 - 29		6 - 33	663-15739-00	13 - 4	6E5-24367-01	19 - 31		37 - 9
	4 - 19	6E5-14324-00	8 - 32		7 - 7	663-15741-02	13 - 8	6E5-24367-10	19 - 34	6N7-41113-00-1S	5 - 13
61U-11601-20	4 - 17		9 - 28	6E5-14488-00	14 - 21	663-15744-00	13 - 11	6E5-24376-10	10 - 43	6E5-41131-01-5B	29 - 18
	4 - 19	6A0-14325-00	10 - 34	61U-14488-00	13 - 65	663-15752-00	13 - 18	6E0-24378-00	6 - 13	6E5-41132-00-5B	29 - 22
6R5-11631-01-93	4 - 16	6E5-14328-01	8 - 20	6E5-14527-01	8 - 24	663-15753-00	13 - 19		6 - 18	6E5-41134-B0	29 - 23
6K7-11633-00	4 - 20		9 - 20		8 - 24	663-15754-00	13 - 9	6E5-24378-00	11 - 5		38 - 2
6E5-11634-00	4 - 21	6J8-14334-00	8 - 19		9 - 24	689-15755-01	13 - 23	650-24378-00	5 - 14	6E5-41135-A0	29 - 30
6R5-11635-01	4 - 16		9 - 19	6E5-14546-00	8 - 9	61U-15758-00	13 - 20	6E5-24410-03	10 - 24		38 - 5
6R5-11636-01	4 - 16	61U-14381-M0	8 - 5		9 - 9	692-15758-01-94	13 - 33	61U-24410-00	11 - 6	6E5-41137-03-94	29 - 8

NUMERICAL INDEX
INDICE NUMERICO

PART NO. CODIGO NO.	REF. NO.	PART NO. CODIGO NO.	REF. NO.	PART NO. CODIGO NO.	REF. NO.	PART NO. CODIGO NO.	REF. NO.	PART NO. CODIGO NO.	REF. NO.	PART NO. CODIGO NO.	REF. NO.
6E5-41213-00	21-32	6E5-42613-01-4D	2-15	6G5-42816-00	19-9	64E-43802-00	28-8	64E-43875-00	28-25	6E5-44366-00	38-7
6E5-41217-01	6-30	6G5-42613-00-4D	1-15	688-42816-00	19-4	64E-43805-00	28-37	64E-43879-00	28-27	6E5-44391-00	19-14
	7-20	6E5-42615-00	1-14	6E5-42817-01-4D	19-8	64E-4381G-00	27-27	64E-43879-10	28-26	6E5-44511-00-5B	23-33
662-41237-01	21-25		2-14	6E5-43111-04-8D	22-1	64E-43810-00	27-6	64E-4388E-00	27-25		26-39
	21-31	6E5-42617-00	1-11	6E5-43111-62-8D	22-1	6E5-43814-02	27-13	64E-4388E-10	28-1	6E5-44511-60-5B	23-33
6E5-41256-01	7-21		2-11	64E-43111-02-8D	25-1	64E-43816-00	28-17	64E-4388J-00	27-3		26-39
661-41262-02	7-22	6E5-42619-00	2-12	6E5-43112-04-8D	22-6	64E-43817-00	27-5	64E-43880-01	28-28	6E5-44514-00-94	23-26
6E5-41271-02	7-23	61U-42619-10	1-12	6E5-43112-62-8D	22-6	64E-43817-10	28-19	64E-43883-00	27-11		26-32
689-41273-00	7-24	61U-42626-00	1-17	64E-43112-02-8D	25-9	64E-43818-01	27-32	64E-43891-00	28-31	6E5-44514-60-94	23-26
688-41611-00	14-9	6E5-42627-00	2-13	6E5-43124-00	24-4	64E-4382G-00	27-29	64E-43892-00	28-34		26-32
688-41612-00	14-10	61U-42627-10	1-13	6E5-43126-02	22-39	64E-43820-00	27-15	6E5-43896-00	28-9	6G5-44526-00	22-3
6E5-41631-01-1S	21-10	61U-42636-00	1-18	64E-43126-00	25-37	64E-43821-00	27-16	64E-43897-00	27-24		25-3
6E5-41632-02-1S	21-6	6E5-42647-00-94	1-2	6E5-43128-00-8D	24-2	64E-43822-00	27-17	64E-43898-00	27-7	68F-44533-00	3-22
6E5-41636-01	21-23		2-2	6R3-43131-00	22-14	64E-43825-01	27-2	697-44113-00	20-29	6E5-44551-61-8D	23-7
688-41636-00	21-29	6E5-42649-01-94	1-3	64E-43131-01	25-15	64E-43827-00	28-22	6E5-44117-00-1S	21-36		26-13
692-42111-12-4D	20-2		2-3	64E-43139-02	26-1	64E-43828-00	27-22	6E5-44118-01-94	21-44	6G5-44551-01-8D	23-7
692-42115-00	20-11	6E5-42652-00	1-7	6G5-43144-00	22-29	64E-43829-00	27-23	6E5-44120-03	21-51		26-13
664-42119-00	20-3		2-7		25-27	64E-43830-00	28-4	6E5-44120-23	21-51	6E5-44552-01-94	23-19
692-42121-02-4D	20-21	688-42652-00	1-8	6E5-43145-01	33-8	64E-43831-00	28-2	61U-44120-01	21-51		26-25
663-42126-01	20-48		2-8	6G5-43145-01	22-18	64E-4384J-00	27-18	61U-44120-11	21-51	6E5-44553-01-8D	23-22
663-42133-01	20-15	663-42662-00	1-4	6G5-43148-00	22-34	64E-43841-00	28-7	61U-44120-21	21-51		26-28
692-42134-03-94	20-16		2-4		25-32	64E-43843-00	28-6	68F-44121-00	21-38	6E5-44555-00-94	23-11
692-42135-00	20-14	61U-42677-J0	1-20	6E5-43160-00	22-19	64E-43843-10	28-38	6E5-44122-00	21-39		26-17
6K5-42137-00	20-5		2-18	688-43165-00	22-20	64E-43850-00	28-15	6E5-44124-00	20-44	6E5-44575-00	23-10
663-42138-00	20-12	61U-42678-H0	1-22	6E5-43170-00-4D	24-1	64E-43851-00	28-11	6E5-44150-02	30-17		26-16
6F6-42177-A0	20-4		2-20	6G5-43181-02	25-29	64E-43855-00	28-14	692-44159-01	20-33	663-44575-00	23-32
6E5-42510-05-8D	23-2	688-42681-61	2-21	61U-43181-00	22-31	6E5-43858-00	27-28	663-44173-00	20-34		26-38
	26-10	688-42682-61	2-22	688-43184-00	24-28	64E-43858-00	28-12	6K5-44191-00	20-30	6E5-45111-02-8D	29-1
6E5-42510-11-8D	23-2	648-42715-00	21-49	6G5-43185-02	25-30		28-18	688-44194-00	21-14	6E5-45111-23-8D	29-1
6E5-42510-25-8D	23-2	6E5-42716-00	19-37	61U-43185-00	22-32	72X-43858-00	28-5		21-28	6E5-45113-A0	29-12
	26-10	6E5-42724-00	29-9	6E5-43311-A2-8D	22-25	64E-43859-00	28-13	61A-44311-01	30-24		37-18
6E5-42510-61-8D	23-2	6E5-42725-00	19-15	6E5-43311-E2-8D	22-25	6H1-4386K-10	28-29	6E5-44312-00	31-20	6E5-45114-A0	29-19
	26-10	61U-42725-00	19-16	64E-43311-10-8D	25-22	64E-43860-00	28-20	6E5-44315-A0	30-31		38-3
6E5-42510-71-8D	23-2	6H4-42726-00	19-25	64E-43311-20-8D	25-22	6E5-43862-00	27-10		38-13	663-45119-00	22-13
6E5-42515-00	20-56	688-42726-10	19-25	6E5-43317-00	24-24		27-14		38-24		22-27
6E5-42518-01	20-52	6E5-42738-01-5B	19-17	61A-43376-00	26-8	6G5-43863-00	28-10	6R3-44322-42	30-25		25-14
663-42528-00	20-53	6E5-42741-01-4D	19-27	6E5-43613-00	24-6	6E5-43864-00	27-20		38-19		25-25
6E5-42535-60	23-8	61U-42744-00	11-48	6E5-43614-00	24-7	6G5-43864-00	27-19	6E5-44323-40	30-30	6E5-45123-00	29-29
	26-14	6G1-42748-00	6-31	6E5-43615-00	24-8	6G5-43865-00	28-35		38-23		38-4
624-42542-00	13-31	6H4-42748-00	19-2	6E5-43616-00	24-26	64E-43865-00	28-16	6E5-44352-01	30-28	6E5-45155-00	29-2
	13-41	6E5-42761-00-1S	3-20	6E5-43630-01	24-18	64E-43866-00	27-9		38-22	6E5-45211-00-4D	29-35
	14-19	6E5-42762-00-1S	3-21	61U-43631-00	24-22	64E-43867-00	27-8	6E5-44361-00	31-2	688-45214-02	31-10
	15-4	6E5-42769-00	29-3	6E5-43659-00	24-13	64E-43868-00	28-3	6E5-44361-10	31-2	688-45215-02	31-11
6E5-42546-60	23-9	6E5-42771-01-4D	19-28	6E5-43676-00	24-30	64E-43869-00	27-26	6E5-44361-20	31-2	6G5-45251-02	22-2
	26-15	6G5-42791-00	19-43	6E5-43679-00	24-16	64E-4387A-00	28-23	6E5-44365-00	31-3		25-2
61U-42610-K0-4D	2-1	6G5-42791-10	19-43	64E-4380F-00	28-33	6E5-43872-00	27-12		31-19	61U-45300-13-8D	30-1
61U-42610-L0-4D	1-1	688-42815-01-8D	19-3	64E-4380J-00	28-30	64E-43873-00	28-24		38-6	61U-45300-23-8D	30-1
61U-42610-U0-4D	2-1	6E5-42816-01	19-10	64E-43800-02-4D	27-1	6E5-43874-01	27-21	6E5-44366-00	31-1	61U-45300-33-8D	30-1

NUMERICAL INDEX
INDICE NUMERICO

PART NO. CODIGO NO.	REF. NO.	PART NO. CODIGO NO.	REF. NO.	PART NO. CODIGO NO.	REF. NO.	PART NO. CODIGO NO.	REF. NO.	PART NO. CODIGO NO.	REF. NO.	PART NO. CODIGO NO.	REF. NO.
6E5-45301-05-8D	30-2	6E5-45641-02	30-49	701-48287-00	35-42	6E5-82117-01	16-21	697-82575-00	20-61	90109-06M07	24-3
6E5-45318-00	29-33	688-45930-02-98	31-26	703-48291-10	35-39	6Y5-82117-00	36-15	676-82577-00	17-5	90109-08022	4-23
6E5-45321-00	30-13	688-45941-00-EL	31-26	703-48293-10	35-41	6G5-82119-00	16-37	703-82577-00	35-45	90109-12M37	23-30
6E5-45331-00-94	30-34	6E5-45943-00-EL	31-26	6E5-48310-01	20-42	703-82119-00	19-41	688-8258A-20	35-49		26-36
6E5-45332-00-94	30-58	6E5-45945-01-EL	31-26	701-48320-30	34-2			6E5-82588-00	19-38	90109-12M55	22-19
688-45341-10	30-7	6E5-45947-00-EL	31-26	701-48320-40	34-2	6E5-82147-00	22-28	6E5-82590-04	16-18	90109-14M34	23-15
6E5-45344-00	30-40	688-45970-03-98	31-26	701-48320-50	34-2			61U-82590-M1	16-18		26-21
6E5-45371-01	31-14	6E5-45987-01	31-21	701-48320-80	34-2	6E5-82147-20	22-28	703-82591-00	35-53	90109-14M53	23-30
688-45375-00	31-9	688-45997-01	31-22	6E5-48344-00	21-7			703-82592-00	35-54		26-36
663-45376-00-94	31-8	703-48152-00	35-57			6E5-82148-00	22-7	6E5-82594-00	19-42	90109-14M54	23-15
6E5-45378-00	30-10	703-48153-00	35-3	703-48345-01	35-19			688-82594-00	19-41		26-21
688-45383-02	30-68	703-48189-00	35-17	703-48358-00	35-20			703-82594-00	35-25	90116-06M30	6-20
688-45384-00	30-69	703-48198-00	35-14	6E5-48531-00	21-1	6E5-82149-00	23-14	703-83383-02	35-51		7-12
6E5-45501-01	30-43	703-48201-16	34-1	6E5-48538-00	21-2			6Y5-83514-00	36-5	90116-08M45	3-11
6E5-45501-11	30-43			6E5-61350-02	33-1	1E6-82151-00	36-14	6Y5-83517-00	36-2	90116-10M28	23-3
6E5-45501-21	30-43	703-48205-17	34-1	6E5-61351-01	33-2	663-82151-00	16-19	6Y5-83518-00	36-9	90116-10M38	29-37
61A-45527-00	30-23			6E5-61355-00	33-5	6G5-82152-00	16-1	6Y5-83523-00	36-4	90119-06MA2	3-23
6E5-45536-00	30-9	703-48211-01	35-61	6E5-61352-00	14-13	6A0-82317-00	13-32	6Y5-83536-00	36-10		3-26
61A-45538-00	30-20	703-48212-00	35-58	6E5-81337-01	14-16			6Y5-83536-10	36-3		4-7
6E5-45551-02	30-44	703-48213-00	35-59	6N7-81800-10	18-1			6Y5-83540-14	36-1		4-15
6E5-45560-01	30-46	703-48215-00	35-43	6N7-81801-00	18-8			6Y5-83544-00	36-11		5-23
6E5-45567-01-10	30-5	703-48219-00	35-30	6N7-81807-00	18-11	6G5-82317-00	14-17	6Y5-83553-00	36-13		21-37
6E5-45567-01-12	30-5	703-48221-00	35-56	61A-81809-00	18-3	6G1-82370-21	16-5	6N7-83557-00	16-39	90119-06MA3	6-22
6E5-45567-01-15	30-5	703-48222-00	35-27	6N7-81810-00	18-5	663-82370-01	16-5	6E5-83558-00	30-12		7-14
6E5-45567-01-18	30-5	703-48223-00	35-28	6N7-81813-00	18-9	63D-82510-10	17-4		31-17	90119-06MA4	5-6
6E5-45567-01-30	30-5	703-48224-00	35-55	6E5-8182A-10	18-17	703-82510-43	35-44	6E5-83558-10	30-12	90119-06MA5	5-17
6E5-45567-01-40	30-5	703-48225-00	35-29	6E5-8182E-10	18-15	6R3-82519-00	16-22	688-83664-00	36-12	90119-06MA6	5-10
6E5-45567-01-50	30-5	703-48226-00	35-26	6E5-8182F-10	18-16	662-82519-00	16-28	6Y5-83670-12	36-8	90119-06M09	19-7
6E5-45571-01	30-60	703-48227-00	35-24	6K7-8182G-10	18-6	697-8252E-01-4D	17-7	64E-83672-02	26-3		19-13
6E5-45576-00	30-61	703-48232-00	35-62	6E5-8182K-10	18-18	697-8252F-01-4D	17-8	72X-85075-L0	28-21	90119-06M10	30-16
6L6-45577-00-10	30-65	703-48234-00	35-18	6N7-81820-10	18-10	6E5-82531-10	16-25	6E5-85510-01	14-2	90119-06M31	6-43
6L6-45577-00-12	30-65	703-48235-00	35-4	6E5-81822-02-98	18-19	703-82531-00	35-46	6N7-85537-00	15-1		7-36
6L6-45577-00-15	30-65	703-48236-00	35-16	61A-81824-00	18-4	688-82540-11	17-1	6E5-85540-00	15-8	90119-06M59	15-5
6L6-45577-00-18	30-65	703-48238-00	35-22	6K7-81826-10	18-14	703-82540-00	35-50	6N7-85542-01-1S	15-2	90119-06M65	14-20
6L6-45577-00-30	30-65	703-48243-00	35-15	6N7-81830-00	18-13	703-82542-00	35-63	689-85547-00	19-42	90119-06M95	13-30
6L6-45577-00-40	30-65	703-48244-00	35-21	6N7-81840-00	18-7	6R3-82553-70	36-16	6E5-85550-00	14-1		13-40
6L6-45577-00-50	30-65	703-48245-00	35-11	6N7-81850-10	18-2	6E5-82554-00	17-2	6R3-85570-01	16-2	90119-08MA3	3-19
6E5-45587-01-10	30-37	703-48246-00	35-23	6N7-81857-00	18-12	663-82555-01	17-3	6E5-85580-00	14-3	90119-08MA8	5-3
6E5-45587-01-12	30-37	701-48248-00	35-13	61A-81941-00	16-6	682-82556-00	17-16	6E5-86110-02	16-11	90119-08M14	30-33
6E5-45587-01-15	30-37	703-48252-00	35-12	6E5-81948-10	16-8			6E5-86116-01	16-12		38-26
6E5-45587-01-18	30-37	703-48261-01	35-2	6E5-81948-22	16-8			6G5-87149-10	16-36	90119-08M22	19-24
6E5-45587-01-30	30-37	703-48264-00	35-6	6E5-8195A-00	16-35	688-82560-10	16-17	90101-06M27	20-49	90119-08M26	13-26
6E5-45587-01-40	30-37	703-48265-00	35-9	6E5-81950-00	16-34	703-82563-02	35-55	90101-10M02	29-38	90119-08M57	18-22
6E5-45587-01-50	30-37	703-48268-00	35-5	689-81952-10	16-7	6E3-8257H-00	19-45	90101-12M03	22-42	90119-08M76	18-20
6E5-45611-01	30-48	703-48271-00	35-60	6H0-81960-00	15-13	689-8257Y-00	17-17		25-40	90119-08M77	18-21
6E5-45631-01	30-56	703-48281-00	35-31	6E5-81961-00	15-14			90101-12M06	20-22	90119-08M79	29-13
6E5-45633-01	30-57	703-48282-00	35-32	61U-82105-01	16-20	688-82575-01	35-47	90105-10M00	31-15	90119-08M94	3-10
6E5-45634-01	30-50	703-48284-00	35-52	6E5-82116-00	16-38	69W-82575-00	17-15	90105-10M20	3-9	90119-08027	29-7



**NUMERICAL INDEX
INDICE NUMERICO**

PART NO. CODIGO NO.	REF. NO.	PART NO. CODIGO NO.	REF. NO.	PART NO. CODIGO NO.	REF. NO.	PART NO. CODIGO NO.	REF. NO.	PART NO. CODIGO NO.	REF. NO.	PART NO. CODIGO NO.	REF. NO.
90119-10M89	31 - 7	90201-12537	20 - 26	90280-04M05	30 - 29	90445-07MFO	31 - 16	90465-13M18	5 - 25	92903-06600	3 - 17
90149-05M13	20 - 7	90201-13M01	22 - 43		38 - 27	90445-07M23	6 - 12		16 - 40		6 - 24
90149-05095	13 - 55		25 - 41	90280-05015	14 - 4		6 - 35		26 - 43		6 - 39
90152-05M00	24 - 25	90201-14M56	23 - 29	90282-04010	30 - 67		7 - 28	90467-08004	5 - 16		7 - 32
90152-05M07	31 - 12		26 - 35	90338-05M03	19 - 31	90445-07M24	6 - 10	90468-05M03	11 - 41		14 - 8
90157-06M01	19 - 32	90201-15M00	23 - 29		19 - 34		7 - 10	90468-07M02	6 - 14		15 - 17
	19 - 35		26 - 35	90340-08002	30 - 6	90445-07M25	6 - 11		6 - 19	92903-08100	13 - 50
90157-06013	21 - 11	90201-15M58	23 - 16	90340-14M00	3 - 6	90445-07M27	6 - 17		11 - 29	92903-08600	21 - 46
	21 - 26		26 - 22	90385-12M04	13 - 28	90445-07M28	6 - 9	90468-18008	13 - 63	92903-10600	20 - 8
90159-06M11	15 - 12	90201-16M55	23 - 13	90386-05M54	11 - 38		7 - 9		21 - 41	92905-06100	13 - 16
90170-16M01	30 - 45		26 - 19	90386-06M12	21 - 43	90445-07M32	11 - 28	90480-10M36	19 - 26	92990-05100	36 - 7
90170-20137	14 - 6	90201-21M18	14 - 5	90386-08032	20 - 10	90445-07M46	6 - 15	90480-20M05	5 - 20		37 - 28
90171-18M04	31 - 24	90201-21M75	4 - 25		24 - 19		7 - 11	90480-22M15	19 - 20	92990-05600	6 - 5
90175-06003	20 - 51	90201-22M01	30 - 21	90386-10M16	22 - 33	90445-07M59	6 - 16	90501-07M81	11 - 39		7 - 5
	20 - 55	90201-26M57	23 - 27		25 - 31	90445-13M00	12 - 8	90501-11M10	30 - 19	92990-06100	11 - 18
90179-06M24	1 - 16		26 - 33	90386-10009	20 - 37		32 - 15	90501-12082	21 - 48		15 - 10
90179-06M28	6 - 29	90201-26M59	22 - 16	90386-12089	20 - 24	90445-13M01	12 - 6	90501-16M11	5 - 19		17 - 10
	7 - 19		25 - 19		21 - 17		32 - 13	90501-16M12	21 - 12	92990-06200	13 - 59
90179-06066	23 - 25	90201-30M92	30 - 66	90386-13M38	19 - 5	90445-13M02	11 - 34	90501-16M17	20 - 35		13 - 62
	26 - 31	90201-38M60	23 - 5		19 - 11	90445-13M11	11 - 3	90501-16M28	23 - 23		21 - 8
90183-05M02	29 - 28		26 - 11	90386-16M66	21 - 53	90446-15M07	10 - 48		26 - 29	92990-06600	15 - 11
90185-05002	31 - 13	90202-06009	13 - 61	90386-18M44	22 - 40	90464-12M00	14 - 12	90501-16M37	30 - 51		19 - 33
90185-06M07	21 - 9	90202-08M08	24 - 20		24 - 5	90465-05M87	16 - 32	90501-23215	20 - 9		19 - 36
90185-08057	20 - 58	90202-08M20	21 - 40	90386-22M13	21 - 19	90465-06M86	3 - 27	90502-20M03	22 - 22		20 - 46
90185-09M01	33 - 6	90202-12092	20 - 25	90386-22M98	25 - 38		6 - 25	90506-08M23	13 - 53		20 - 50
90185-10051	20 - 39		21 - 20		27 - 33		7 - 15	90506-09M09	24 - 27		22 - 9
	23 - 4	90202-16061	21 - 54	90386-25M31	22 - 15		15 - 19	90506-14M24	22 - 38		24 - 10
90185-12M12	23 - 31	90202-26M18	23 - 28		25 - 18	90465-06M90	20 - 59		25 - 36		25 - 12
	26 - 37		26 - 34	90386-38M32	23 - 6	90465-08M46	11 - 24	90506-23M10	24 - 12	92990-08600	18 - 23
90185-12058	20 - 28	90202-32M19	23 - 12		26 - 12	90465-08M63	25 - 23	90508-12015	13 - 54		35 - 34
90185-14M00	23 - 17		26 - 18	90386-38M89	23 - 6	90465-08M89	16 - 33	90508-29M12	21 - 22	92990-10100	29 - 40
	23 - 31	90202-40M47	26 - 7		26 - 12	90465-11M10	10 - 4	90560-12M01	33 - 4	92990-10600	29 - 39
	26 - 23	90206-10M04	21 - 34	90387-06M29	21 - 33		10 - 5	91490-16012	13 - 60	92990-12200	20 - 23
	26 - 37	90206-12054	20 - 27	90387-06M35	1 - 19		10 - 23	91490-25012	20 - 47	92990-18200	31 - 23
90185-22M11	22 - 17	90206-13M10	19 - 6	90387-06M77	15 - 15		10 - 41		24 - 11	92995-05600	11 - 44
	25 - 20		19 - 12	90387-08M05	13 - 27		10 - 42		24 - 15	92995-06100	10 - 15
90201-05M06	11 - 40	90206-22M19	30 - 22	90387-08M16	21 - 18		10 - 46	91490-30025	24 - 29		11 - 46
90201-06M05	15 - 18	90240-06M07	24 - 9	90387-08M37	19 - 21		10 - 47	91490-40030	31 - 25		11 - 50
90201-06068	10 - 16	90249-06M19	22 - 35	90387-10M05	22 - 36		11 - 2	91609-30010	16 - 13		13 - 36
90201-08M13	21 - 21		25 - 33		25 - 34		11 - 4	91690-30012	21 - 3		13 - 44
90201-08M14	27 - 30	90250-08M07	30 - 55	90387-10M61	33 - 3		11 - 23	91690-30014	22 - 21		17 - 19
90201-08M23	21 - 16	90254-03003	20 - 13	90387-12M30	20 - 40		11 - 31	91690-30020	22 - 37		22 - 5
90201-08M54	19 - 22		24 - 23	90430-08020	30 - 8		11 - 32		25 - 35		25 - 5
90201-10M20	33 - 7	90266-06M02	1 - 6		38 - 8		11 - 35	92900-05100	8 - 27	92995-06200	16 - 31
90201-10120	20 - 38		2 - 6	90430-14115	3 - 7		25 - 21		8 - 29	92995-06600	1 - 10
90201-12M05	22 - 44	90266-06009	1 - 5	90445-07MA3	11 - 27		26 - 5	92903-06100	17 - 12		2 - 10
	25 - 42		2 - 5	90445-07ME8	30 - 11		31 - 18		17 - 14		2 - 17
90201-12M34	20 - 41	90269-02M09	20 - 6	90445-07ME9	30 - 11	90465-12M25	16 - 31		20 - 32		6 - 27

NUMERICAL INDEX
INDICE NUMERICO

PART NO. CODIGO NO.	REF. NO.	PART NO. CODIGO NO.	REF. NO.	PART NO. CODIGO NO.	REF. NO.	PART NO. CODIGO NO.	REF. NO.	PART NO. CODIGO NO.	REF. NO.	PART NO. CODIGO NO.	REF. NO.
92995-06600	7 - 17	93101-22M15	37 - 13	93341-930V2	30 - 38	95780-05300	20 - 45	97095-06020	13 - 43	97980-05108	9 - 30
	10 - 19	93101-28M16	30 - 35	93410-16006	21 - 55	95780-10300	26 - 9		16 - 3	97980-05116	9 - 5
	10 - 21		38 - 14	93410-18M02	22 - 41	95780-12300	22 - 24		19 - 29	98580-03015	35 - 38
	10 - 39	93101-30M17	30 - 63	93410-22M11	25 - 39	97013-06016	3 - 16		19 - 39	98580-04006	35 - 36
	11 - 21		38 - 17	93410-37M04	23 - 8		20 - 31	97095-06025	21 - 35	98580-04010	35 - 35
	11 - 26	93102-08M43	28 - 36		26 - 14	97013-06020	6 - 38	97095-06028	10 - 2	98580-05010	35 - 37
	11 - 47	93102-35M13	4 - 12	93410-40M03	4 - 10		7 - 31	97095-06030	22 - 4	98586-05016	32 - 4
	13 - 37		37 - 12	93420-36M01	29 - 34		17 - 13		25 - 4	98780-04015	3 - 13
	13 - 58	93102-40M14	4 - 5	93430-06024	35 - 10	97013-06030	17 - 11	97095-06050	10 - 38	99001-08600	30 - 18
	14 - 15		37 - 10	93501-04M02	21 - 47	97013-06045	6 - 23	97095-08016	18 - 24		
	15 - 7	93106-09014	30 - 15	93503-16003	30 - 54		15 - 16	97095-08020	21 - 4		
	15 - 21		38 - 10	93507-32009	30 - 52	97013-06060	14 - 7		25 - 16		
	16 - 4	93109-38M02	23 - 1	93511-32017	30 - 53	97013-08016	13 - 49	97095-08025	30 - 41		
	16 - 10	93210-03261	16 - 16	93515-32M01	20 - 36	97013-08030	21 - 45	97095-08030	29 - 20		
	16 - 15	93210-08287	12 - 3	93603-21111	4 - 24	97013-08045	21 - 15	97095-08045	29 - 14		
	16 - 24		12 - 5	93606-12019	30 - 32	97075-08035	19 - 23		29 - 24		
	16 - 27		32 - 10		38 - 25	97075-10045	31 - 5		29 - 31		
	16 - 30		32 - 12	93608-12M05	29 - 6	97080-06035	20 - 54	97095-10045	22 - 10		
	19 - 19	93210-09165	21 - 52		29 - 11	97080-08016	27 - 31		23 - 20		
	19 - 30	93210-10M74	27 - 4		29 - 36	97095-05010	11 - 43		23 - 34		
	19 - 40	93210-16275	33 - 9		31 - 4	97095-06010	13 - 57		26 - 26		
	25 - 8	93210-37MH7	26 - 6	93608-12063	3 - 8		22 - 30		26 - 40		
	29 - 5	93210-37160	30 - 27	93700-06M03	20 - 17		25 - 7	97305-06012	13 - 21		
92995-08100	21 - 5		38 - 12		21 - 50		25 - 28	97305-06016	13 - 17		
	25 - 17		38 - 21		22 - 12		29 - 4	97305-06025	13 - 22		
	29 - 15	93210-55M14	30 - 39		22 - 26	97095-06012	6 - 26	97380-05025	35 - 8		
	29 - 17		38 - 15		25 - 13		7 - 16	97380-08030	35 - 33		
92995-08600	18 - 25	93210-58144	30 - 14		25 - 24		11 - 25	97607-04310	28 - 32		
	20 - 57		38 - 9	94702-00160	5 - 26		11 - 45	97780-60525	26 - 2		
	24 - 14	93210-74M35	4 - 14	94702-00247	5 - 26		15 - 6	97880-05008	8 - 26		
	24 - 21		37 - 14	95303-06600	21 - 13		15 - 20	97880-05016	8 - 28		
	29 - 21	93210-86M38	30 - 26		21 - 27		16 - 23		37 - 27		
	29 - 25		38 - 11	95380-03600	10 - 35		16 - 26	97880-05025	6 - 4		
	29 - 32		38 - 20	95380-05600	11 - 37		16 - 29		7 - 4		
	30 - 42	93210-86M39	30 - 64		20 - 43	97095-06014	10 - 18	97880-06012	22 - 8		
92995-10100	22 - 11		38 - 16		21 - 24	97095-06016	1 - 9		25 - 11		
	23 - 21	93211-04001	4 - 6		21 - 30		2 - 9	97880-06016	11 - 16		
	23 - 35		37 - 11		35 - 7		2 - 16	97880-06018	14 - 11		
	26 - 27	93306-208U0	4 - 9		36 - 6		10 - 14	97880-06025	17 - 9		
	26 - 41		30 - 59	95380-06600	13 - 38		10 - 20	97880-06040	15 - 9		
	31 - 6	93310-836U0	4 - 26		13 - 45		11 - 49	97885-05012	20 - 19		
92995-12200	22 - 23	93310-954U1	4 - 8		35 - 40		16 - 9	97885-06008	20 - 18		
92995-14200	23 - 28	93311-940U3	4 - 4	95380-08700	29 - 16		16 - 14	97885-06010	14 - 14		
	26 - 34	93315-425U7	30 - 47	95380-10600	29 - 41		17 - 18	97885-06012	17 - 6		
92995-14600	23 - 18	93315-430U8	30 - 62	95380-12600	22 - 45		19 - 18		20 - 60		
	26 - 24	93315-628U9	30 - 3		25 - 43		24 - 17	97885-06016	23 - 24		
92995-16600	22 - 22	93317-330U2	30 - 36	95380-14800	23 - 17	97095-06020	11 - 20		26 - 4		
93101-22M15	4 - 13	93332-000U7	30 - 4		26 - 23		13 - 35		26 - 30		

E115A/E115A-TUNA
PARTS CATALOGUE
©2002 by Yamaha Motor Co., Ltd.
1st Edition, Aug. 2002
All rights reserved.
Any reprinting or unauthorized use
without the written permission of
Yamaha Motor Co., Ltd.
is expressly prohibited.

E115A/E115A-TUNA
CATALOGO DE REPUESTOS
©2002, Yamaha Motor Co., Ltd.
1ª edición, Ag. 2002
Reservados todos los derechos.
Se prohíbe expresamente toda reimpresión
o utilización no autorizada de este manual
sin el consentimiento por escrito de
Yamaha Motor Co., Ltd.