

**PARTS
CATALOGUE
CATALOGUE
DE PIÈCES DÉTACHÉES**

F115A '03(68V2)

FL115A'03(68W2)

YAMAHA
GENUINE
Parts & Accessories

2B68V-300F1

FOREWORD

This Parts Catalogue is related to the parts for the model(s) in the below frame. When you are ordering replacement parts, please refer to this Parts Catalogue and quote both part numbers and part names correctly.

F115A'03(68V2), FL115A'03(68W2)

1. Modifications or additions which have been made after issue of the Parts Catalogue will be announced in the Yamaha Parts News.
It is advisable that you make necessary corrections to the Parts Catalogue according to the Yamaha Parts News.

2. Abbreviations

The Following abbreviations are used in this Parts Catalogue.

“UR” Use specified parts number.

“UN” Use as many as needed.

“AP” Alternate Parts

“LM” Local Made
(Parts need to be ordered locally)

“O/S” Over Size

3. Parts, which are to be supplied in an assembly, are listed with a dot(.) in front of the part name as shown below.

EXAMPLE

CARBURETOR ASSY

.JET, PILOT

.NOZZLE, MAIN

4. Number of component for assembly

The numeral appearing to the right of each component part indicates the quantity of parts for each assembly unit.

EXAMPLE

PART NO.	DESCRIPTION	u	u	u	u	REMARKS
6E0-85500-70	C.D.I. MAGNETO ASSY	1				
6E0-85550-70	.ROTOR ASSY	1				
6E0-15723-00-94..	PULLY, STARTER	1				

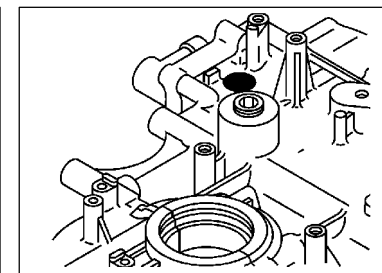
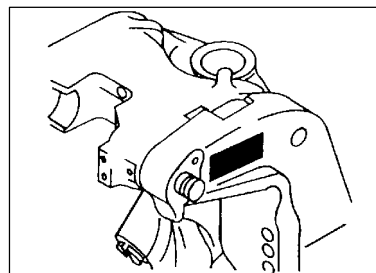
5. Quantity Column Information

NAME for Q'TY COLUMN	APPLICABLE MODEL
68V2	F115AET
68W2	FL115AET

6. Applicable Starting Serial No. and Color Code

1) Engine Starting Sserial No.

F115AET L/X 68V : 1000001	FL115AET X 68W : 1000001
---------------------------	--------------------------



2) Color Code

Color Code	Color Name	Abbreviation
004D	DARK BLUISH GRAY METALLIC 2	DBNM2

7. Note that the illustrations for reference in finding parts numbers, not to be used for assembling. When assembling, please use the applicable service manual.

8. The asterisk (*) before a reference number indicates modification items after the first edition.

CONTENTS

SHEET 1/2

TOP COWLING	A4
CYLINDER. CRANKCASE 1	A6
CRANKSHAFT. PISTON	B1
CYLINDER. CRANKCASE 2	B2
VALVE	B4
INTAKE 1	B7
INTAKE 2	C1
FUEL INJECTION NOZZLE	C3
FUEL INJECTION PUMP	C5
FUEL 1	C7
FUEL 2	D2
GENERATOR	D3
ELECTRICAL 1	D5
ELECTRICAL 2	D6
ELECTRICAL 3	E1
STARTING MOTOR	E2
BOTTOM COWLING	E4
STEERING 1	E6
STEERING 2	F2
STEERING FRICTION	F4
CONTROL	F5
BRACKET 1	F7

INDEX

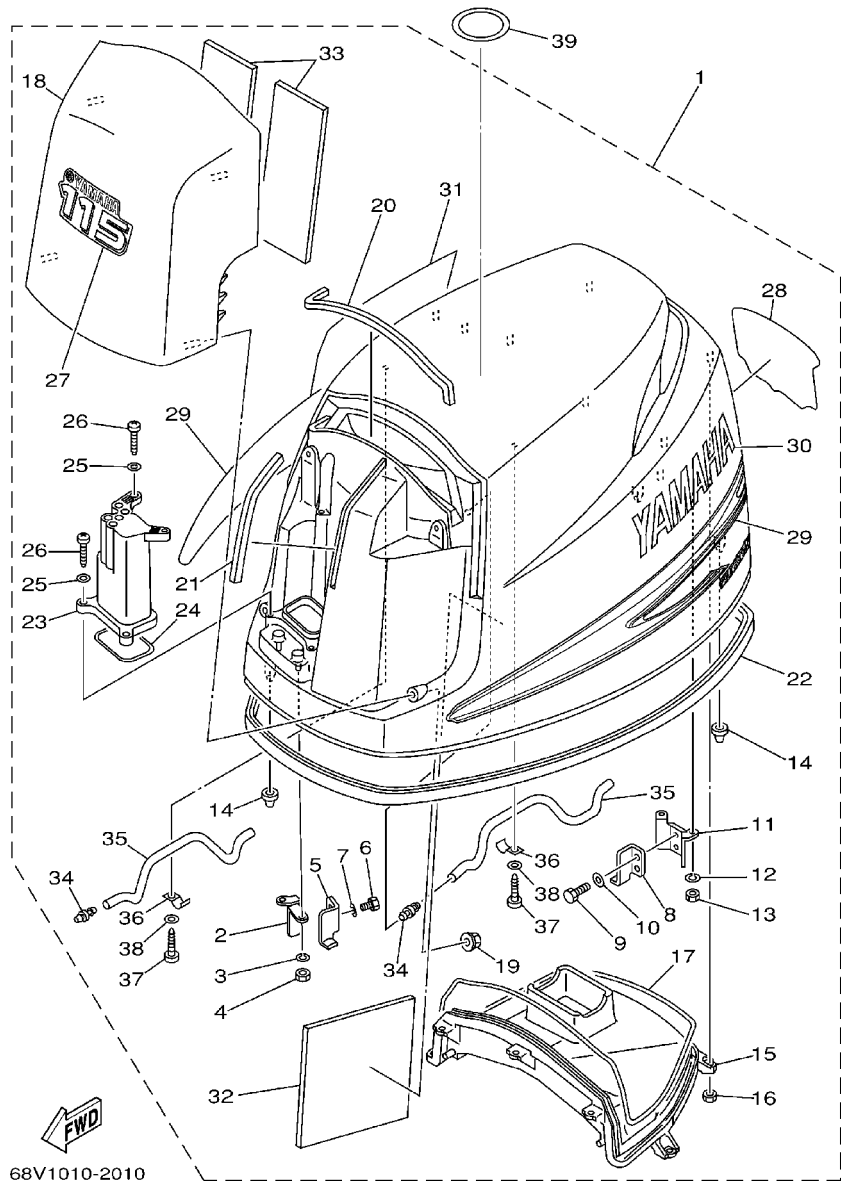
NUMERICAL INDEX	G1
-----------------------	----

SHEET 2/2

BRACKET 1	A4*
BRACKET 2	A5*
POWER TRIM & TILT ASSY 1	A7*
POWER TRIM & TILT ASSY 2	B2*
UPPER CASING	B4*
OIL PAN	B6*
LOWER CASING. DRIVE 1	C1*
LOWER CASING. DRIVE 2	C5*
LOWER CASING. DRIVE 3	C7*
LOWER CASING. DRIVE 4	D4*
STEERING GUIDE ATTACHMENT 1	D6*
STEERING GUIDE ATTACHMENT 2	D7*
REMOTE CONTROL BOX	E1*
REMOTE CONTROL ASSY 1	E2*
REMOTE CONTROL ASSY 2	E5*
METER	F1*
SWITCH. PANEL	F3*
REPAIR KIT 1	F4*
REPAIR KIT 2	F5*

INDEX

NUMERICAL INDEX	G1*
-----------------------	-----

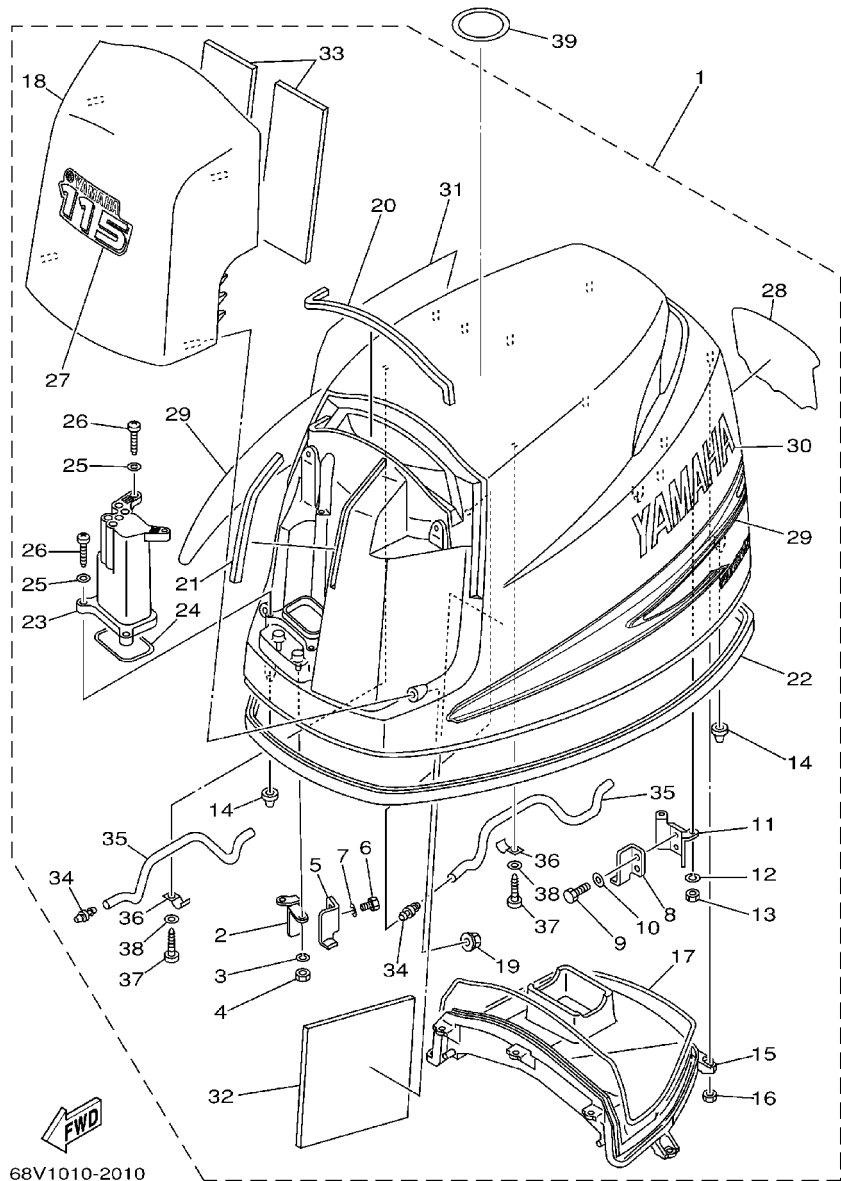


68V1010-2010

FIG. 1 TOP COWLING

CAPOT SUPERIEUR

REF. NO.	PART NO. NO. PIECES	DESCRIPTION DESCRIPTION	68V2	68W2	REMARKS REMARQUES
1	68V-42610-10-8D	TOP COWLING ASSY CAPOT (ENS.)	1	1	
2	68V-42647-00	.HOLDER, CLAMP BAND .SUPPORT, SANDOW DE SERRAGE	1	1	
3	92990-06100	.WASHER, SPRING .RONDELLE, GROWER	2	2	
4	95380-06600	.NUT, HEXAGON ECROU	2	2	
5	68V-42651-00	.HOOK .CROCHET	1	1	
6	97095-06012	.BOLT .BOULON	2	2	
7	92995-06600	.WASHER .RONDELLE	2	2	
8	68V-42652-00	.HOOK .CROCHET	1	1	
9	97095-06012	.BOLT .BOULON	2	2	
10	92995-06600	.WASHER .RONDELLE	2	2	
11	67F-42649-00	.HOLDER, CLAMP BAND .SUPPORT, SANDOW DE SERRAGE	1	1	
12	92990-06100	.WASHER, SPRING .RONDELLE, GROWER	2	2	
13	95380-06600	.NUT, HEXAGON ECROU	2	2	
14	67F-42662-00	.DAMPER .AMORTISSEUR	3	3	
15	68V-42613-00	.MOLDING, AIR DUCT .MANCHON A AIR	1	1	
16	95380-06600	.NUT, HEXAGON ECROU	7	7	
17	68V-42629-00	.SEAL .JOINT	1	1	
18	68V-42612-00-8D	AIR DUCT, TOP COWLING FLASQUE, PLATEAU D'AVANCE	1	1	
19	90179-06M28	.NUT ECROU	4	4	
20	68V-42628-00	.SEAL .JOINT	1	1	
21	68V-42718-00	.RUBBER, SEAL 3 .JOINT	1	1	
22	68V-42615-00	.SEAL .JOINT	1	1	
23	68V-42632-00	.WINDOW .FENETRE	1	1	
24	68V-42634-00	.SEAL, WINDOW .JOINT	1	1	
25	92990-05200	.WASHER, PLAIN .RONDELLE, PLATE	4	4	
26	97780-50625	.SCREW, TAPPING .VIS, TETE BOMBEE	4	4	
27	68V-42677-10	.GRAPHIC, FRONT .ADHESIF, AVANT	1	1	



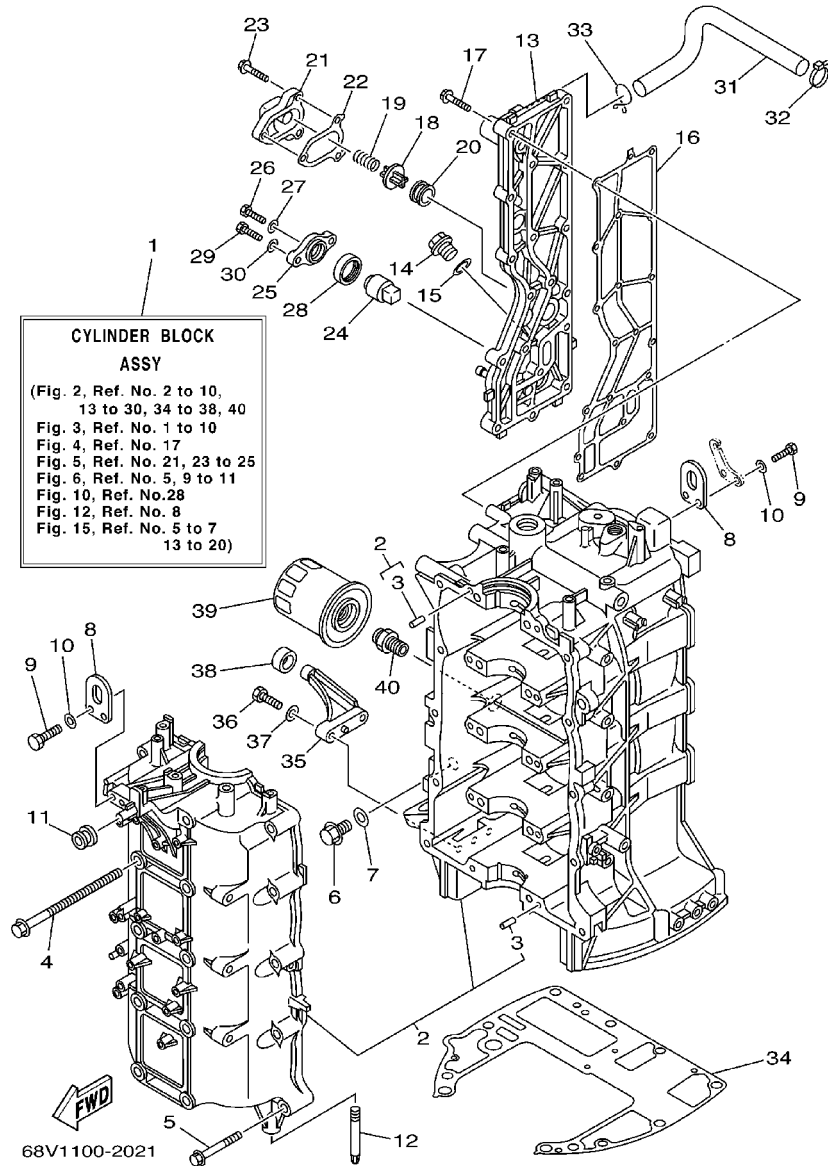
68V1010-2010

FIG. 1 TOP COWLING

CAPOT SUPERIEUR

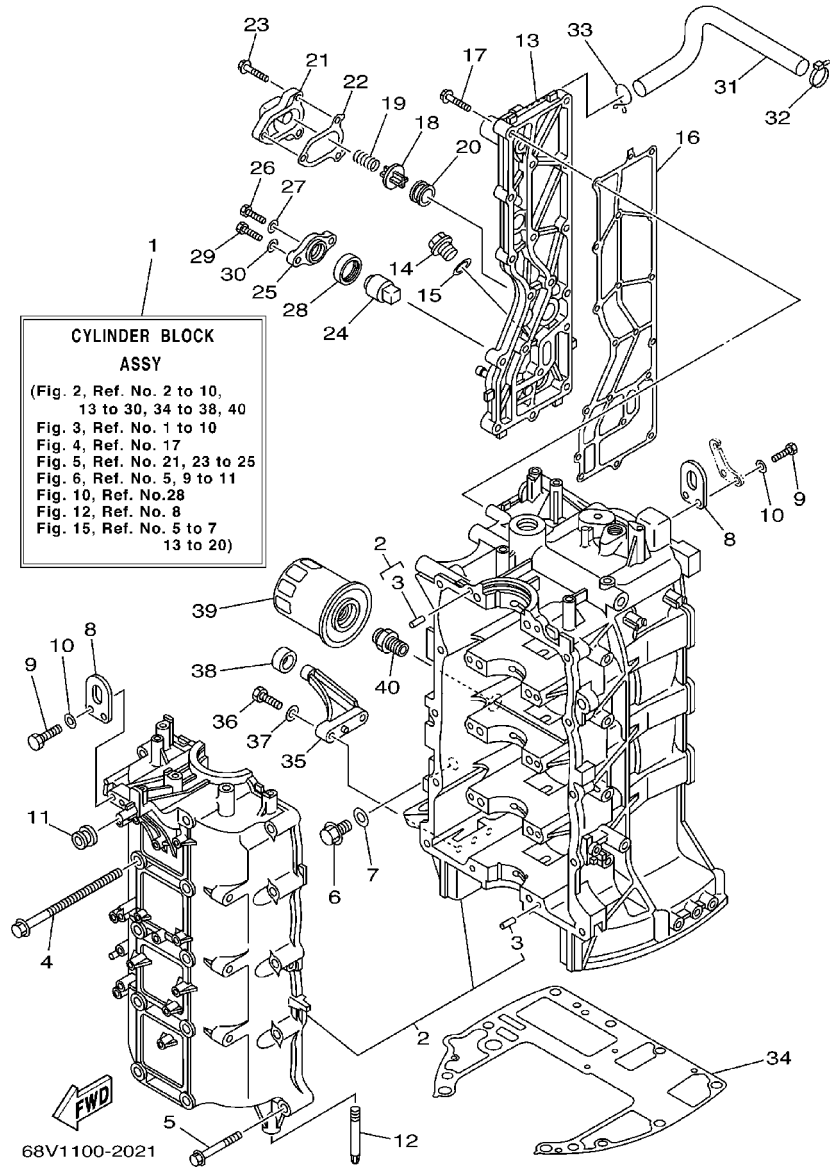
REF. NO.	PART NO. NO. PIECES	DESCRIPTION DESCRIPTION	68V2	68W2	REMARKS REMARQUES
28	68V-42678-10	.GRAPHIC, REAR .ADHESIF, ARRIERE	1	1	
29	68V-W0070-10	.GRAPHIC SET .JEU DIEMBLEMES	1	1	
30	68V-42681-10	.MARK, COWLING .ADHESIF, CAPOT	1	1	
31	68V-42682-10	.MARK, COWLING .ADHESIF, CAPOT	1	1	
32	68V-42617-00	.DAMPER, FORM .BOURRELET, CAOUTCHOUC	1	1	
33	68V-42619-00	.DAMPER, FORM .BOURRELET, CAOUTCHOUC	2	2	
34	6H3-44391-01	.NIPPLE, HOSE .RACCORD D'ESSENCE	2	2	
35	90445-10M18	.HOSE (L295) .DURITE (L295)	2	2	
36	90465-08M63	.CLAMP .BRIDE	2	2	
37	97780-50620	.SCREW, TAPPING .VIS, TETE BOMBEE	2	2	
38	92990-05200	.WASHER, PLAIN .RONDELLE, PLATE	2	2	
39	67F-13434-02	LABEL, CAUTION ETIQUETTE, ATTENTION	1	1	

FIG. 2 CYLINDER. CRANKCASE 1 CYLINDRE. CARTER 1



REF. NO.	PART NO. NO. PIECES	DESCRIPTION DESCRIPTION	68V2	68W2	REMARKS REMARQUES
1	68V-W009B-04-1S	CYLINDER BLOCK ASSY CYLINDRE GROUPE (ENS.)	1	1	
2	68V-15100-01-1S	CRANKCASE ASSY CARTER DE MOTEUR COMPLET	1	1	
3	93606-12019	.PIN, DOWEL .GOUILLE	10	10	
4	90119-10M88	BOLT, WITH WASHER BOULON, AVEC RONDELLE	10	10	
5	90119-08M66	BOLT, WITH WASHER BOULON, AVEC RONDELLE	10	10	
6	90340-14M06	PLUG, STRAIGHT SCREW PLOT, FILETE DROIT	1	1	
7	90430-14115	GASKET JOINT	1	1	
8	62Y-11119-00	HANGER, ENGINE ANNEAU, LEVAGE	2	2	
9	97095-06020	BOLT BOULON	4	4	
10	92995-06600	WASHER RONDELLE	4	4	
11	90480-12072	GROMMET PASSE-FIL	1	1	
12	67F-15142-00	GUIDE 1 GUIDE 1	2	2	
13	68V-41113-00-1S	OUTER COVER, EXHAUST COUVERCLE, ECHAPPEMENT	1	1	
14	90340-18M09	PLUG, STRAIGHT SCREW PLOT, FILETE DROIT	1	1	
15	90430-18130	GASKET JOINT	1	1	
16	67F-41114-A0	GASKET, EXHAUST OUTER COVER JOINT, COUVERCLE D'ECHAPPEMENT	1	1	
17	90119-06MA4	BOLT, WITH WASHER BOULON, AVEC RONDELLE	18	18	
18	6G5-12416-00	VALVE, PRESSURE CONTROL SOUPAPE DE CONTROLEUR PRESS	1	1	
19	90501-16M11	SPRING, COMPRESSION RESSORT, COMPRESSION	1	1	
20	90480-20M05	GROMMET PASSE-FIL	1	1	
21	67F-1246A-00-1S	COVER 1 COUVERCLE 1	1	1	
22	67F-12435-A0	GASKET JOINT	1	1	
23	90119-06MA2	BOLT, WITH WASHER BOULON, AVEC RONDELLE	3	3	
24	68V-11325-00	ANODE ANODE	1	1	
25	67F-11327-00-94	COVER, ANODE COUVERCLE	1	1	
26	97075-06020	BOLT BOULON	1	1	
27	92995-06600	WASHER RONDELLE	1	1	

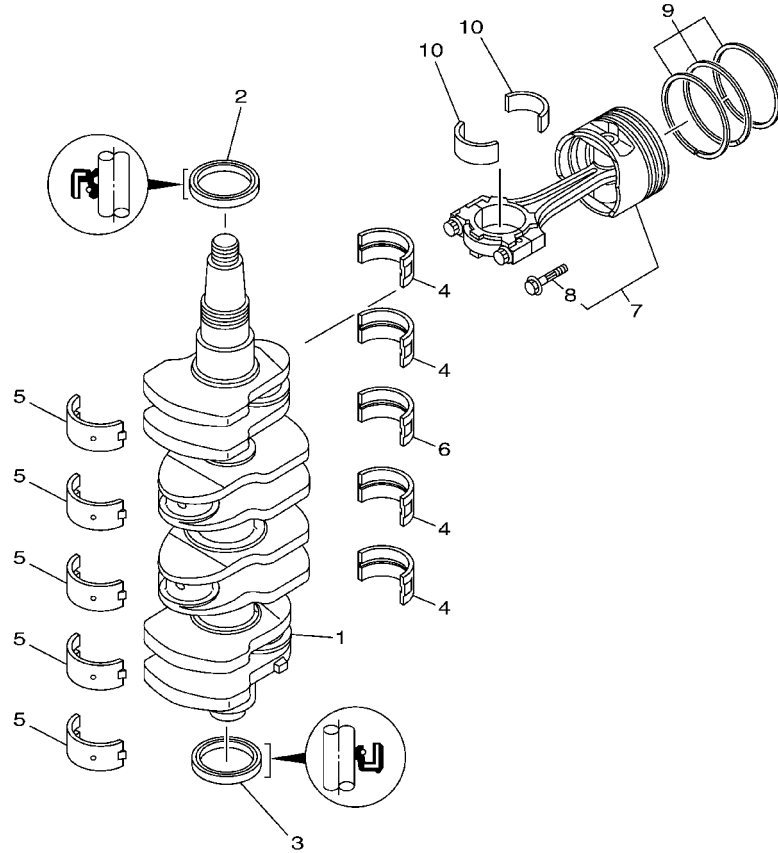
FIG. 2 CYLINDER. CRANKCASE 1 CYLINDRE. CARTER 1



REF. NO.	PART NO. NO. PIECES	DESCRIPTION DESCRIPTION	68V2	68W2	REMARKS REMARQUES
28	67F-11328-00	GROMMET, ANODE PASSE-FIL	1	1	
29	97075-08025	BOLT BOULON	2	2	
30	92995-08600	WASHER RONDELLE	2	2	
31	67F-1243A-00	HOSE 1 DURITE 1	1	1	
32	90465-11M10	CLAMP BRIDE	1	1	
33	90467-20M15	CLIP JONC	1	1	
34	68V-11351-00	GASKET, CYLINDER JOINT, D'EMBASE	1	1	
35	67F-42761-00-94	STOPPER PLAQUETTE	2	2	
36	97095-06025	BOLT BOULON	4	4	
37	92995-06600	WASHER RONDELLE	4	4	
38	68F-44533-00	DAMPER, UPPER MOUNT RUBBER COUVERCLE, SUSPENSION INFERIEUR	2	2	
39	5GH-13440-00	ELEMENT ASSY, OIL CLEANER ELEMENT, FILTRE A HUILE	1	1	
40	90401-20145	BOLT, UNION BOULON, RACCORD	1	1	

FIG. 3 CRANKSHAFT. PISTON

VILEBREQUIN. PISTON

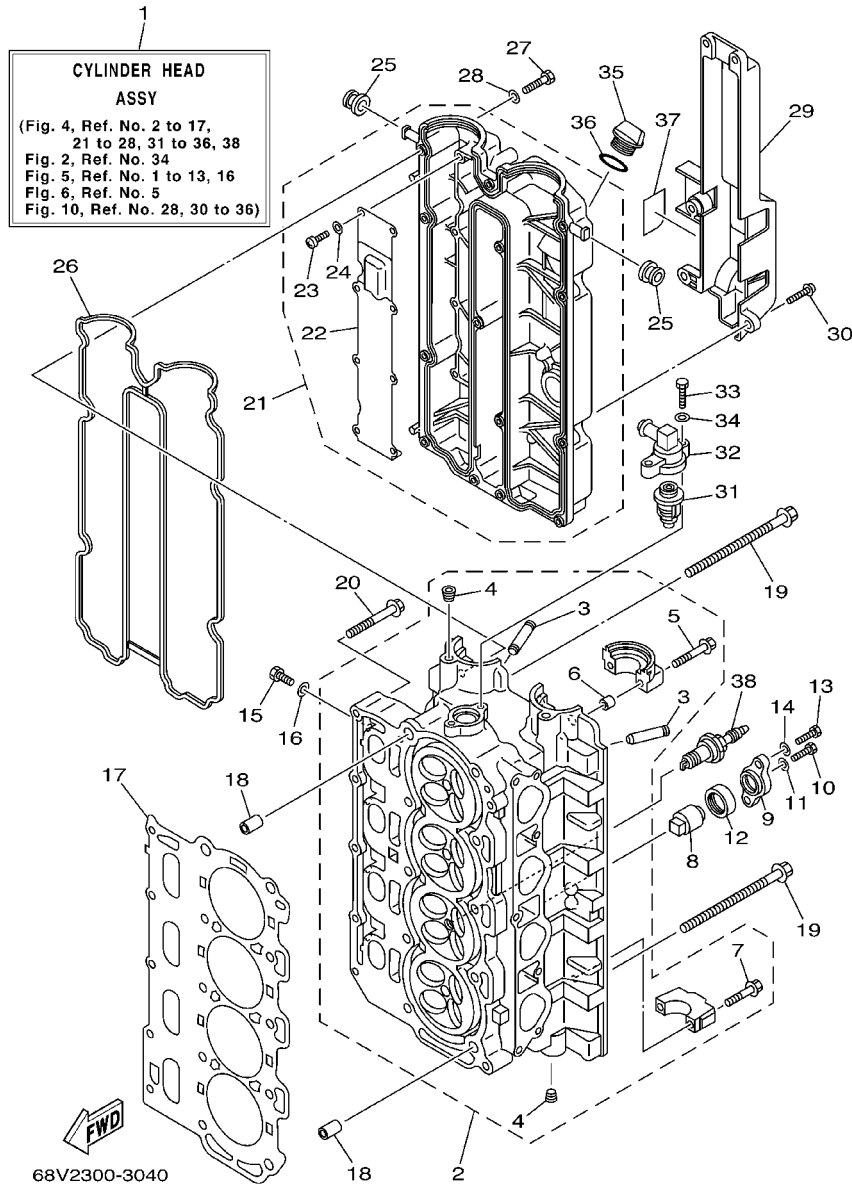


REF. NO.	PART NO. NO. PIECES	DESCRIPTION DESCRIPTION	68V2	68W2	REMARKS REMARQUES
1	68V-11411-00	CRANKSHAFT VILEBREQUIN COMPLET	1	1	
2	93102-48009	OIL SEAL JOINT SPY	1	1	
3	93101-48002	OIL SEAL JOINT SPY	1	1	
4	67F-11416-00	PLANE BEARING, CRANKSHAFT 1 COUSSINET DE VILEBREQUIN 1	4	4	UR GREEN
	67F-11416-10	PLANE BEARING, CRANKSHAFT 1 COUSSINET DE VILEBREQUIN 1	4	4	UR BLUE
	67F-11416-20	PLANE BEARING, CRANKSHAFT 1 COUSSINET DE VILEBREQUIN 1	4	4	UR RED
5	67F-11417-00	PLANE BEARING, CRANKSHAFT 2 COUSSINET DE VILEBREQUIN 2	5	5	UR YELLOW
	67F-11417-10	PLANE BEARING, CRANKSHAFT 2 COUSSINET DE VILEBREQUIN 2	5	5	UR GREEN
	67F-11417-20	PLANE BEARING, CRANKSHAFT 2 COUSSINET DE VILEBREQUIN 2	5	5	UR BLUE
	67F-11417-30	PLANE BEARING, CRANKSHAFT 2 COUSSINET DE VILEBREQUIN 2	5	5	UR RED
6	67F-11418-00	PLANE BEARING, CRANKSHAFT 3 COUSSINET DE VILEBREQUIN 3	1	1	UR GREEN
	67F-11418-10	PLANE BEARING, CRANKSHAFT 3 COUSSINET DE VILEBREQUIN 3	1	1	UR BLUE
	67F-11418-20	PLANE BEARING, CRANKSHAFT 3 COUSSINET DE VILEBREQUIN 3	1	1	UR RED
7	68V-W1164-00	PISTON/CONNECTING ROD ASSY STD PISTON/BIELLE COMPLETE (STD)	4	4	
	68V-W1164-10	PISTON/CON-ROD ASSY(0.25MM OS) PISTON/BIELLE COMPLETE:0.25MM	4	4	AP
8	K1C-A3275-00	.BOLT, CONNECTING ROD .BOULON, BIELLE	2	2	
9	67F-11603-01	PISTON RING SET (STD) JEU DE SEGMENTS (STD)	4	4	
	67F-11604-01	PISTON RING SET (0.25MM O/S) JUE DE SEGMENTS (0.25MM O/S)	4	4	AP
10	68V-11656-00	PLANE BEARING, CONNECTING ROD ROULEMENT DE BIELLE	8	8	UR YELLOW
	68V-11656-10	PLANE BEARING, CONNECTING ROD ROULEMENT DE BIELLE	8	8	UR GREEN
	68V-11656-20	PLANE BEARING, CONNECTING ROD ROULEMENT DE BIELLE	8	8	UR BLUE
	68V-11656-30	PLANE BEARING, CONNECTING ROD ROULEMENT DE BIELLE	8	8	UR RED



68V0010-0031

FIG. 4 CYLINDER. CRANKCASE 2 CYLINDRE. CARTER 2



REF. NO.	PART NO. NO. PIECES	DESCRIPTION DESCRIPTION	68V2	68W2	REMARKS REMARQUES
1	68V-W009A-02-1S	CYLINDER HEAD ASSY CULASSE (ENS.)	1	1	
2	68V-11110-00-94	CYLINDER HEAD ASSY JEU DE CULASSE	1	1	
3	67F-11133-10	.GUIDE, INTAKE VALVE .GUIDE, SOUP D'ADM	16	16	
4	90344-51019	.PLUG, TAPER SCREW .PLOT, FILETE CONIQUE	4	4	
5	90119-07235	.BOLT, WITH WASHER .BOULON, AVEC RONDELLE	4	4	
6	91809-08006	.PIN, DOWEL .GOUJON, D'ASSEMBLAGE	4	4	
7	90119-07234	.BOLT, WITH WASHER .BOULON, AVEC RONDELLE	16	16	
8	68V-11325-00	ANODE ANODE	2	2	
9	67F-11327-00-94	COVER, ANODE COUVERCLE	2	2	
10	97075-06020	BOLT BOULON	2	2	
11	92995-06600	WASHER RONDELLE	2	2	
12	67F-11328-00	GROMMET, ANODE PASSE-FIL	2	2	
13	97075-08025	BOLT BOULON	4	4	
14	92995-08600	WASHER RONDELLE	4	4	
15	97095-08014	BOLT BOULON	4	4	
16	90430-08143	GASKET JOINT	4	4	
17	67F-11181-01	GASKET, CYLINDER HEAD 1 JOINT, DE CULASSE 1	1	1	
18	90387-10M08	COLLAR COLLERETTE	2	2	
19	90105-10M89	BOLT, FLANGE BOULON	10	10	
20	90119-08M91	BOLT, WITH WASHER BOULON, AVEC RONDELLE	5	5	
21	68V-11191-00-1S	COVER, CYLINDER HEAD 1 COUVERCLE, CULASSE 1	1	1	
22	67F-11168-00	.COVER, BREATHER .COUVERCLE, RENIFLARD	1	1	
23	98507-04008	.SCREW, PAN HEAD .VIS, TETE TRONCONIQUE	8	8	
24	92907-04600	.WASHER .RONDELLE	8	8	
25	90480-12072	GROMMET PASSE-FIL	2	2	
26	67F-11356-00	SEAL, CYLINDER 2 JOINT, SPY CYLINDRE	1	1	
27	97095-06030	BOLT BOULON	14	14	

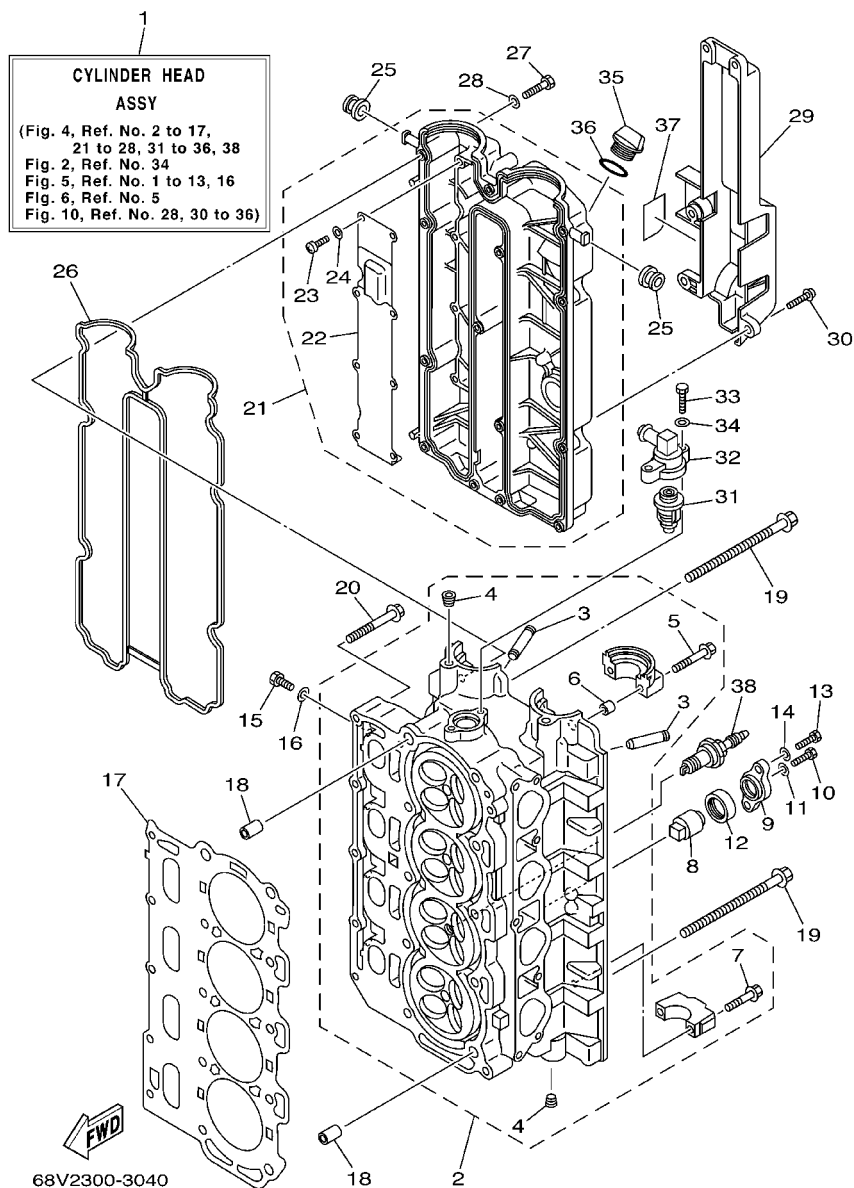


FIG. 4 CYLINDER. CRANKCASE 2 CYLINDRE. CARTER 2

REF. NO.	PART NO. NO. PIECES	DESCRIPTION DESCRIPTION	68V2	68W2	REMARKS REMARQUES
28	92995-06600	WASHER RONDELLE	14	14	
29	67F-11192-00	COVER, CYLINDER HEAD 2 COUVERCLE, CULASSE 2	1	1	
30	90159-06M29	SCREW, WITH WASHER VIS, AVEC RONDELLE	5	5	
31	68V-12411-00	THERMOSTAT THERMOSTAT	1	1	
32	68V-12413-00-1S	COVER, THERMOSTAT COUVERCLE, THERMOSTAT	1	1	
33	97095-06025	BOLT BOULON	2	2	
34	92995-06600	WASHER RONDELLE	2	2	
35	6G8-15363-00	PLUG, OIL PLOT, HUILE	1	1	
36	93210-24M79	O-RING JOINT TORIQUE	1	1	
37	68V-83626-00	MARK 6 MARK 6	1	1	
38	94702-00400	PLUG, SPARK (NGK LFR6A-11) BOUGIE D'ALLUMAGE (NGK LFR6A-11)	4	4	



68V0010-0050

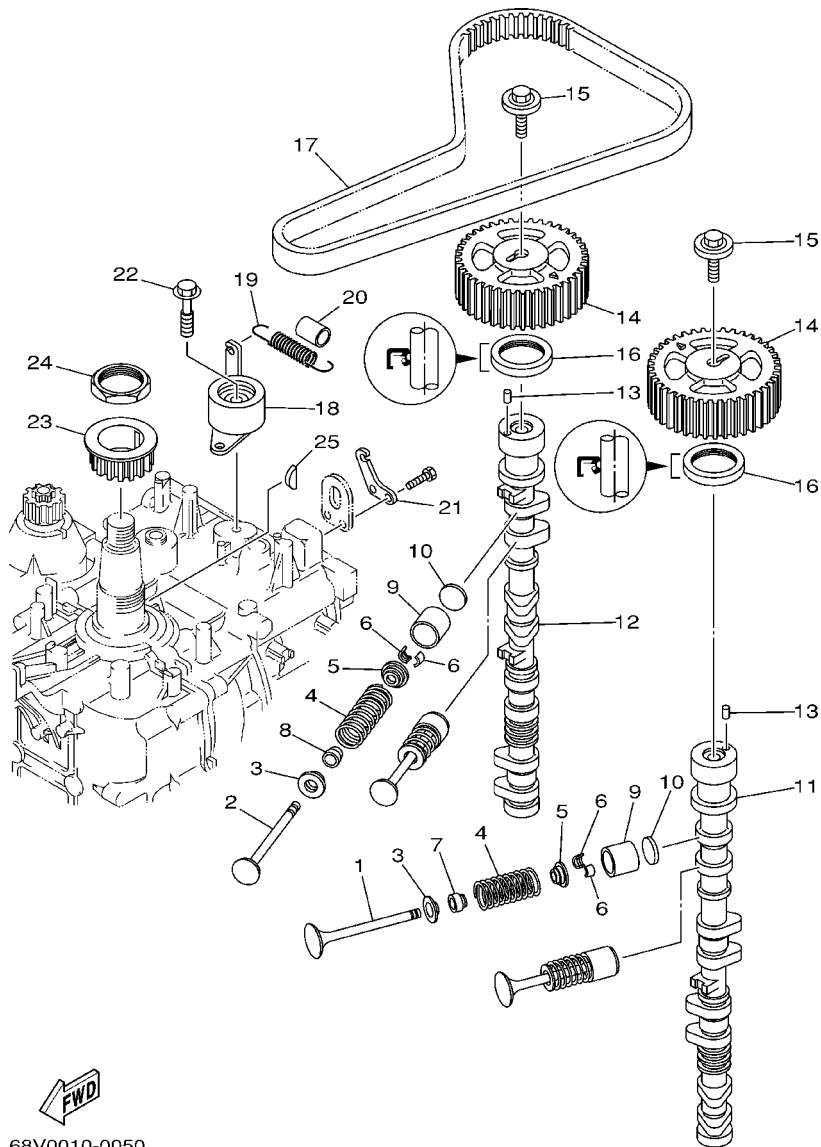


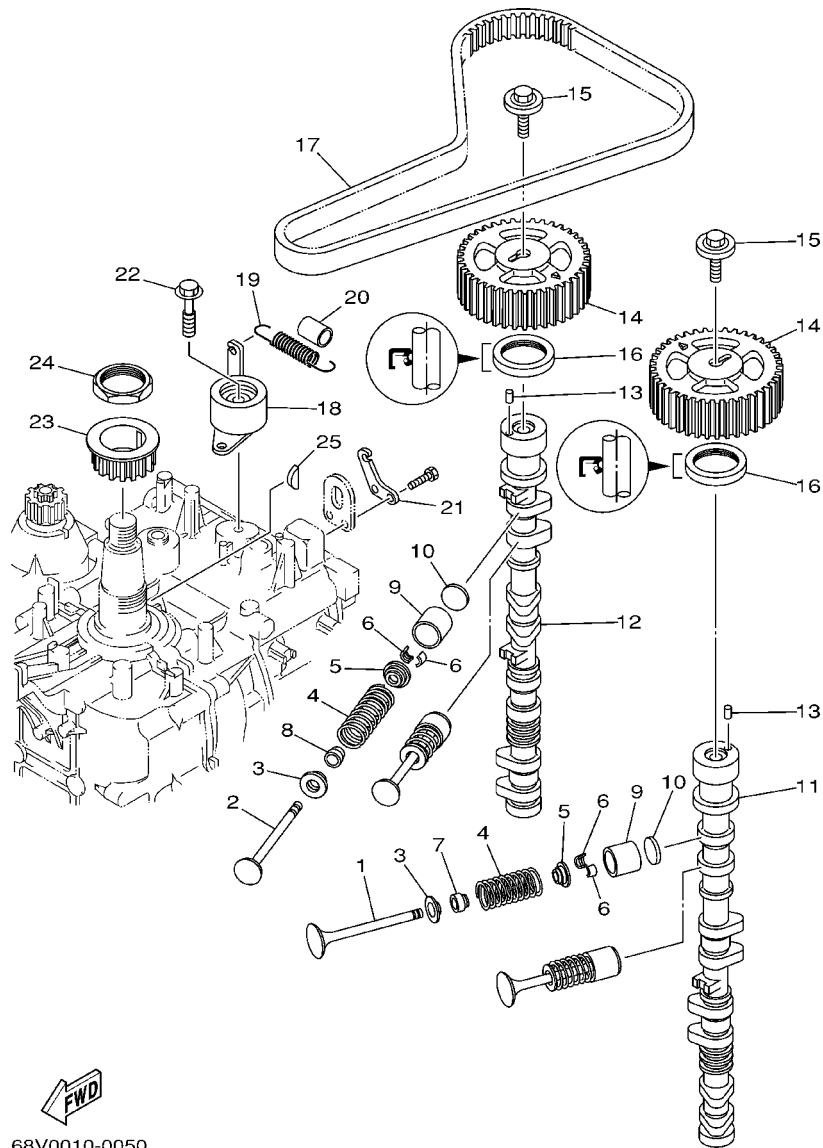
FIG. 5 VALVE

SOUPAPE

REF. NO.	PART NO. NO. PIECES	DESCRIPTION DESCRIPTION	68V2	68W2	REMARKS REMARQUES
1	68V-12111-00	VALVE, INTAKE SOUPAPE, ADMISSION	8	8	
2	68V-12121-00	VALVE, EXHAUST SOUPAPE, ECHAPPEMENT	8	8	
3	67F-12116-00	SEAT, VALVE SPRING SIEGE, RESSORT DE SOUPAPE	16	16	
4	67F-12114-00	SPRING, VALVE OUTER RESSORT DE SOUPAPE, EXTERNE	16	16	
5	67F-12117-00	RETAINER, VALVE SPRING BUTEE, DE RESSORT DE SOUPAPE	16	16	
6	67F-12118-00	COTTER, VALVE FRAISE, SOUPAPE	32	32	
7	K0A-A3721-00	SEAL, VALVE STEM JOINT, QUEUE DE SOUPAPE	8	8	
8	K0A-A3722-00	SEAL, VALVE STEM 2 JOINT, QUEUE DE SOUPAPE 2	8	8	
9	67F-12153-00	LIFTER, VALVE LEVE-SOUPAPE	16	16	
10	67F-12168-00	PAD, ADJUSTING (2.000) PASTILLE, DE REGLAGE (2.000)	16	16	UR
	67F-12168-10	PAD, ADJUSTING (2.025) PASTILLE, DE REGLAGE (2.025)	16	16	UR
	67F-12168-20	PAD, ADJUSTING (2.050) PASTILLE, DE REGLAGE (2.050)	16	16	UR
	67F-12168-30	PAD, ADJUSTING (2.075) PASTILLE, DE REGLAGE (2.075)	16	16	UR
	67F-12168-40	PAD, ADJUSTING (2.100) PASTILLE, DE REGLAGE (2.100)	16	16	UR
	67F-12168-50	PAD, ADJUSTING (2.125) PASTILLE, DE REGLAGE (2.125)	16	16	UR
	67F-12168-60	PAD, ADJUSTING (2.150) PASTILLE, DE REGLAGE (2.150)	16	16	UR
	67F-12168-70	PAD, ADJUSTING (2.175) PASTILLE, DE REGLAGE (2.175)	16	16	UR
	67F-12168-80	PAD, ADJUSTING (2.200) PASTILLE, DE REGLAGE (2.200)	16	16	UR
	67F-12168-A0	PAD, ADJUSTING (2.225) PASTILLE, DE REGLAGE (2.225)	16	16	UR
	67F-12168-B0	PAD, ADJUSTING (2.250) PASTILLE, DE REGLAGE (2.250)	16	16	UR
	67F-12168-C0	PAD, ADJUSTING (2.275) PASTILLE, DE REGLAGE (2.275)	16	16	UR
	67F-12168-D0	PAD, ADJUSTING (2.300) PASTILLE, DE REGLAGE (2.300)	16	16	UR
	67F-12168-E0	PAD, ADJUSTING (2.325) PASTILLE, DE REGLAGE (2.325)	16	16	UR
	67F-12168-F0	PAD, ADJUSTING (2.350) PASTILLE, DE REGLAGE (2.350)	16	16	UR
	67F-12168-G0	PAD, ADJUSTING (2.375) PASTILLE, DE REGLAGE (2.375)	16	16	UR
	67F-12168-H0	PAD, ADJUSTING (2.400) PASTILLE, DE REGLAGE (2.400)	16	16	UR
	67F-12168-J0	PAD, ADJUSTING (2.425) PASTILLE, DE REGLAGE (2.425)	16	16	UR

FIG. 5 VALVE

SOUPAPE

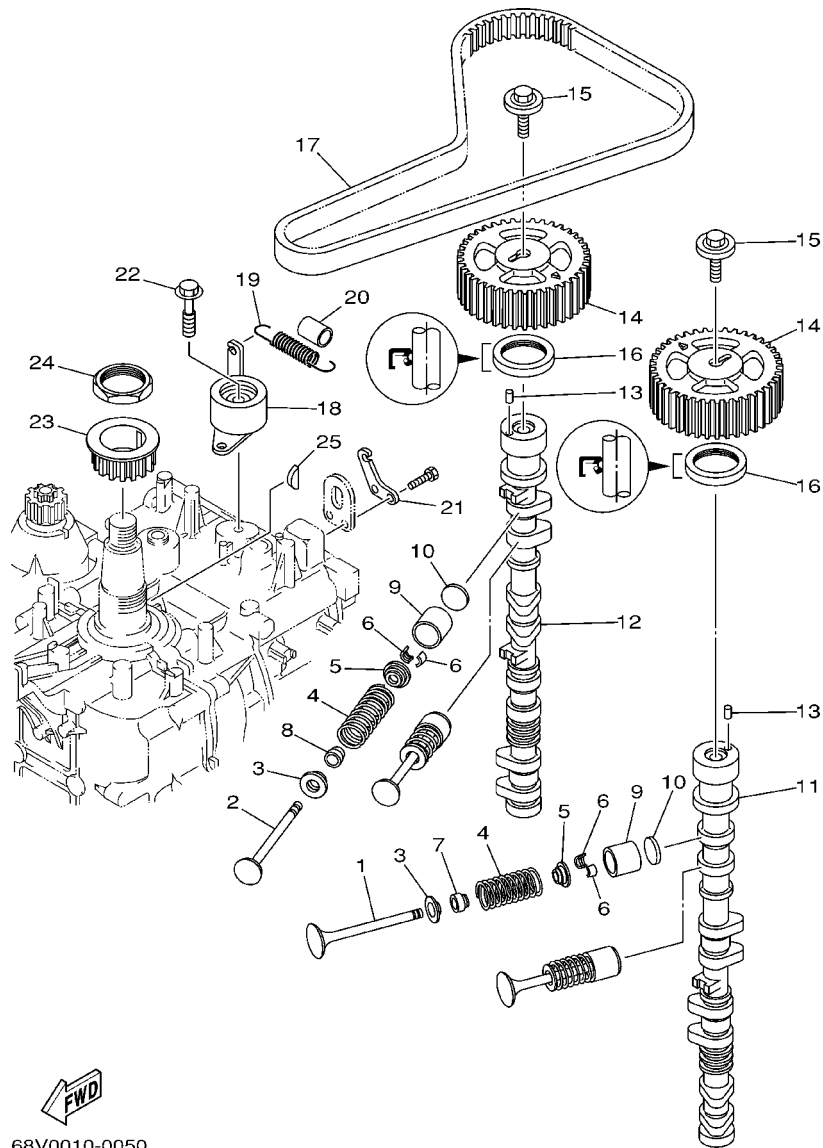


68V0010-0050

REF. NO.	PART NO. NO. PIECES	DESCRIPTION DESCRIPTION	68V2	68W2	REMARKS REMARQUES
10	67F-12168-K0	PAD, ADJUSTING (2.450) PASTILLE, DE REGLAGE (2.450)	16	16	UR
	67F-12168-L0	PAD, ADJUSTING (2.475) PASTILLE, DE REGLAGE (2.475)	16	16	UR
	67F-12168-M0	PAD, ADJUSTING (2.500) PASTILLE, DE REGLAGE (2.500)	16	16	UR
	67F-12168-N0	PAD, ADJUSTING (2.525) PASTILLE, DE REGLAGE (2.525)	16	16	UR
	67F-12168-P0	PAD, ADJUSTING (2.550) PASTILLE, DE REGLAGE (2.550)	16	16	UR
	67F-12168-R0	PAD, ADJUSTING (2.575) PASTILLE, DE REGLAGE (2.575)	16	16	UR
	67F-12168-S0	PAD, ADJUSTING (2.600) PASTILLE, DE REGLAGE (2.600)	16	16	UR
	67F-12168-T0	PAD, ADJUSTING (2.625) PASTILLE, DE REGLAGE (2.625)	16	16	UR
	67F-12168-U0	PAD, ADJUSTING (2.650) PASTILLE, DE REGLAGE (2.650)	16	16	UR
	67F-12168-V0	PAD, ADJUSTING (2.675) PASTILLE, DE REGLAGE (2.675)	16	16	UR
	67F-12168-W0	PAD, ADJUSTING (2.700) PASTILLE, DE REGLAGE (2.700)	16	16	UR
	67F-12168-X0	PAD, ADJUSTING (2.725) PASTILLE, DE REGLAGE (2.725)	16	16	UR
	67F-12168-Y0	PAD, ADJUSTING (2.750) PASTILLE, DE REGLAGE (2.750)	16	16	UR
	67F-12169-00	PAD, ADJUSTING (2.775) PASTILLE, DE REGLAGE (2.775)	16	16	UR
	67F-12169-10	PAD, ADJUSTING (2.800) PASTILLE, DE REGLAGE (2.800)	16	16	UR
	67F-12169-20	PAD, ADJUSTING (2.825) PASTILLE, DE REGLAGE (2.825)	16	16	UR
	67F-12169-30	PAD, ADJUSTING (2.850) PASTILLE, DE REGLAGE (2.850)	16	16	UR
	67F-12169-40	PAD, ADJUSTING (2.875) PASTILLE, DE REGLAGE (2.875)	16	16	UR
	67F-12169-50	PAD, ADJUSTING (2.900) PASTILLE, DE REGLAGE (2.900)	16	16	UR
	67F-12169-60	PAD, ADJUSTING (2.925) PASTILLE, DE REGLAGE (2.925)	16	16	UR
	67F-12169-70	PAD, ADJUSTING (2.950) PASTILLE, DE REGLAGE (2.950)	16	16	UR
	67F-12169-80	PAD, ADJUSTING (2.975) PASTILLE, DE REGLAGE (2.975)	16	16	UR
	67F-12169-A0	PAD, ADJUSTING (3.000) PASTILLE, DE REGLAGE (3.000)	16	16	UR
	67F-12169-B0	PAD, ADJUSTING (3.025) PASTILLE, DE REGLAGE (3.025)	16	16	UR
	67F-12169-C0	PAD, ADJUSTING (3.050) PASTILLE, DE REGLAGE (3.050)	16	16	UR
	67F-12169-D0	PAD, ADJUSTING (3.075) PASTILLE, DE REGLAGE (3.075)	16	16	UR
	67F-12169-E0	PAD, ADJUSTING (3.100) PASTILLE, DE REGLAGE (3.100)	16	16	UR

FIG. 5 VALVE

SOUPAPE

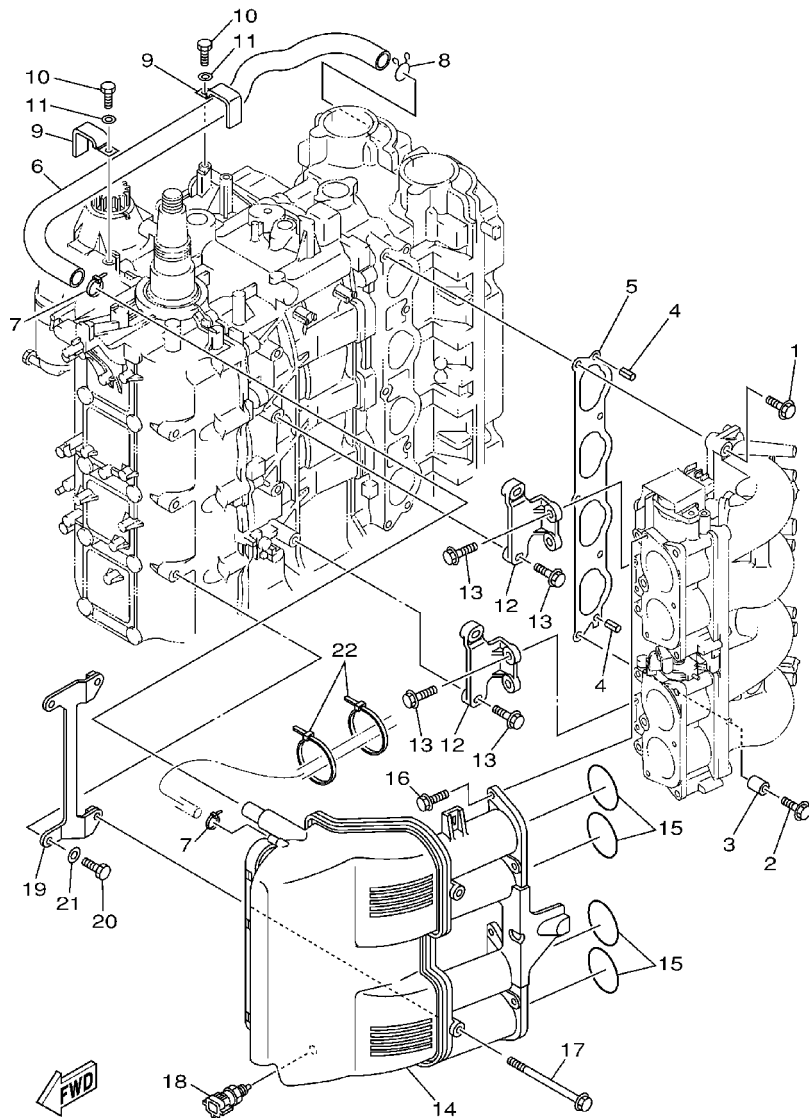


REF. NO.	PART NO. NO. PIECES	DESCRIPTION DESCRIPTION	68V2	68W2	REMARKS REMARQUES
10	67F-12169-F0	PAD, ADJUSTING (3.125)	16	16	UR
	67F-12169-G0	PAD, ADJUSTING (3.150)	16	16	UR
	67F-12169-H0	PAD, ADJUSTING (3.175)	16	16	UR
	67F-12169-J0	PAD, ADJUSTING (3.200)	16	16	UR
	67F-12169-K0	PAD, ADJUSTING (3.225)	16	16	UR
	67F-12169-L0	PAD, ADJUSTING (3.250)	16	16	UR
	67F-12169-M0	PAD, ADJUSTING (3.275)	16	16	UR
	67F-12169-N0	PAD, ADJUSTING (3.300)	16	16	UR
11	67F-12171-00	CAMSHAFT 1	1	1	
		ARBRE A CAMES 1			
12	67F-12181-00	CAMSHAFT 2	1	1	
		ARBRE A CAMES 2			
13	93605-10108	PIN, DOWEL	2	2	
		AXE			
14	67F-11537-00	GEAR, DRIVEN	2	2	
		PIGNON SECONDAIRE			
15	90119-10M06	BOLT, WITH WASHER	2	2	
		BOULON, AVEC RONDELLE			
16	93102-38M59	OIL SEAL	2	2	
		JOINT SPY			
17	67F-46241-00	BELT	1	1	
		COURROIE TRAPEZOIDALE			
18	67F-11590-00	TENSIONER ASSY	1	1	
		TENDEUR (ENS.)			
19	90506-16M39	SPRING, TENSION	1	1	
		RESSORT, TENSION			
20	90445-15M03	HOSE (L23)	1	1	
		DURITE (L23)			
21	67F-11595-00	PLATE, VALVE	1	1	
		PLAQUE DE SOUPAPE			
22	90119-10M72	BOLT, WITH WASHER	1	1	
		BOULON, AVEC RONDELLE			
23	67F-11536-00	GEAR, DRIVE	1	1	
		ENGRENAGE, MENANT			
24	90170-40003	NUT	1	1	
		ECROU			
25	90280-04008	KEY, WOODRUFF	1	1	
		CLAVETTE, DEMI-LUNE			

FWD
68V0010-0050

FIG. 6 INTAKE 1

ADMISSION 1



68V1010-2060

REF. NO.	PART NO. NO. PIECES	DESCRIPTION DESCRIPTION	68V2	68W2	REMARKS REMARQUES
1	97575-08540	BOLT, WITH WASHER VIS HEXAGONAL AVEC RONDELLE	4	4	
2	90119-08M68	BOLT, WITH WASHER BOULON, AVEC RONDELLE	1	1	
3	90387-08M32	COLLAR COLLERETTE	1	1	
4	91690-50014	PIN, SPRING AGRAFFE	2	2	
5	68V-13645-00	GASKET, MANIFOLD 1 JOINT_TUBULURE_1	1	1	
6	67F-15373-00	PIPE, BREATHER DURITE DE RENIFLARD	1	1	
7	90465-11M10	CLAMP BRIDE	2	2	
8	90467-20M15	CLIP JONC	1	1	
9	90465-12M03	CLAMP BRIDE	2	2	
10	97095-06012	BOLT BOULON	2	2	
11	92995-06600	WASHER RONDELLE	2	2	
12	68V-14291-00-94	BRACKET 1 SUPPORT 1	2	2	
13	90119-06M49	BOLT, WITH WASHER BOULON, AVEC RONDELLE	8	8	
14	68V-14440-00	SILENCER ASSY, INTAKE SIENCIEUX D'ADMISSION	1	1	
15	93210-48MJ9	O-RING JOINT TORIQUE	4	4	
16	90119-06M82	BOLT, WITH WASHER BOULON, AVEC RONDELLE	6	6	
17	90119-06ME1	BOLT, WITH WASHER BOULON, AVEC RONDELLE	2	2	
18	65L-85886-00	THERMOSENSOR SENSITOMETRE	1	1	
19	68V-14292-00	BRACKET 2 SUPPORT 2	1	1	
20	97095-08020	BOLT BOULON	2	2	
21	92995-08600	WASHER RONDELLE	2	2	
22	90465-13M18	CLAMP BRIDE	2	2	

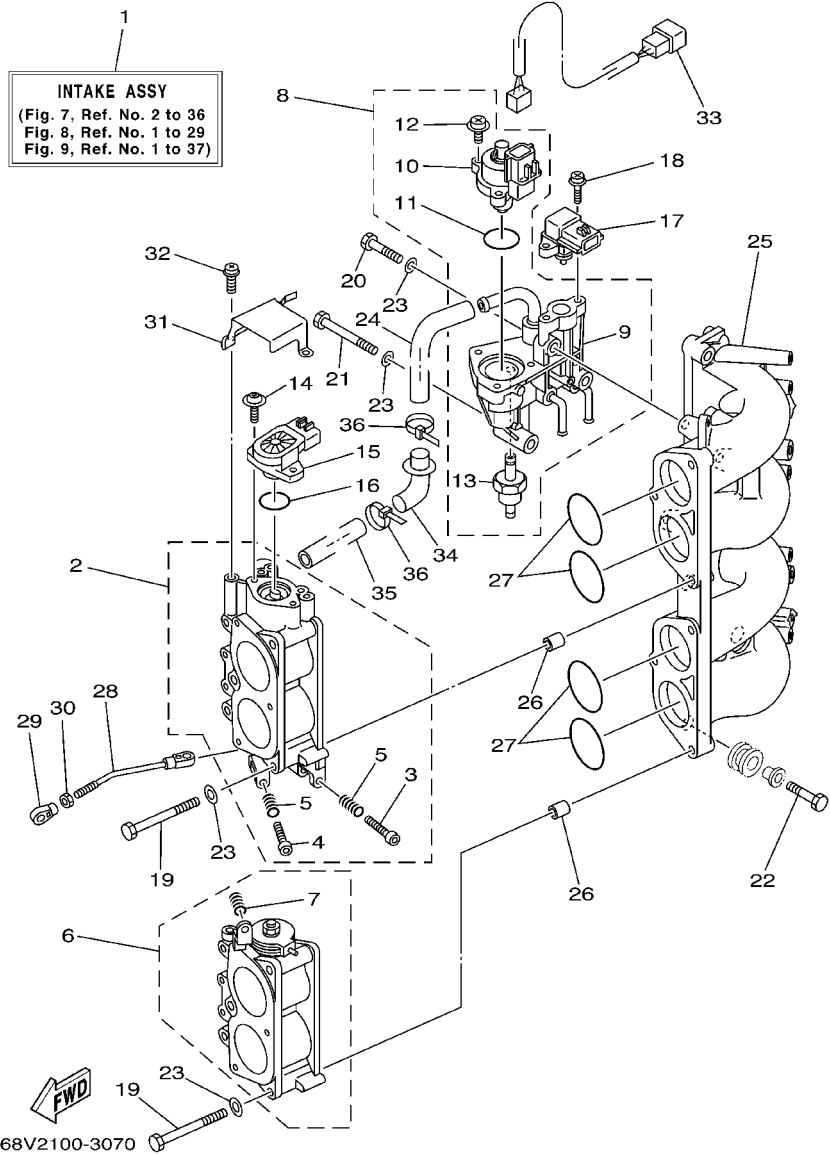


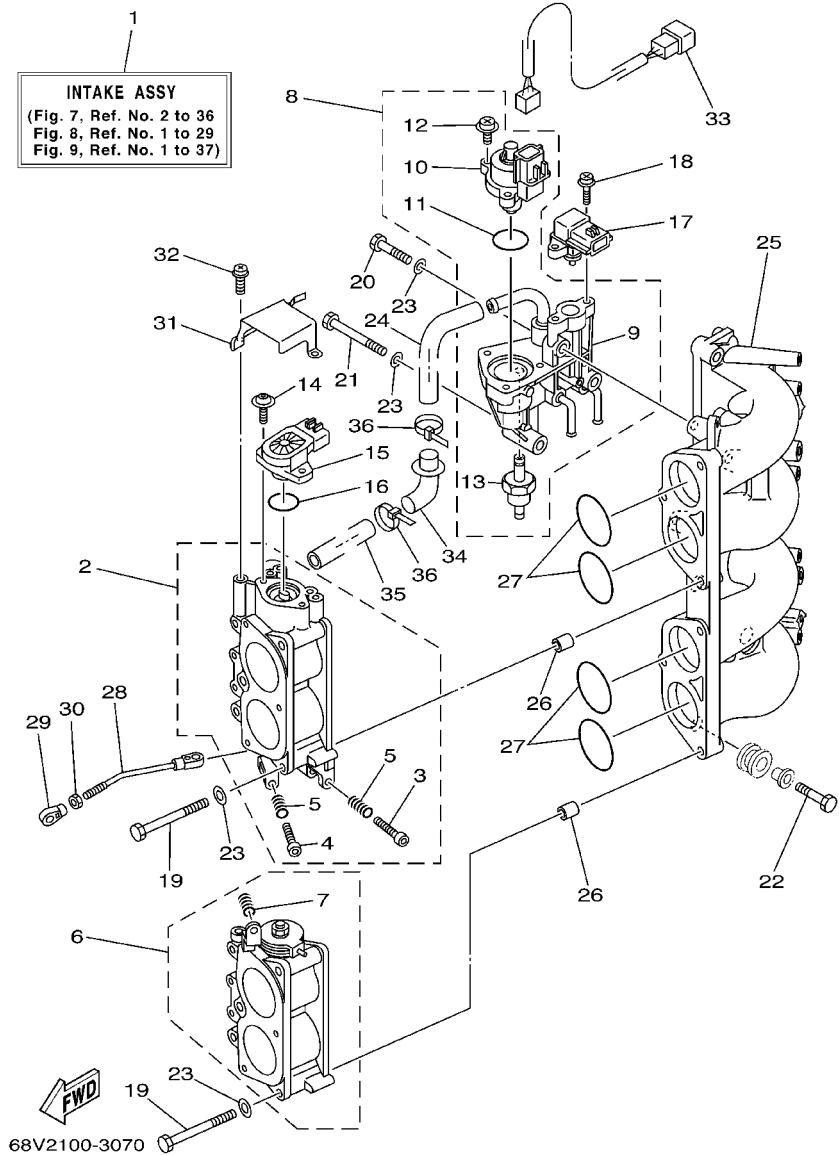
FIG. 7 INTAKE 2

ADMISSION 2

REF. NO.	PART NO. NO. PIECES	DESCRIPTION DESCRIPTION	68V2	68W2	REMARKS REMARQUES
1	68V-14200-02	INTAKE ASSY ADMISSION (ENS.)	1	1	
2	68V-13751-01	BODY, THROTTLE 1 CARTER 1	1	1	
3	68V-14323-00	.SCREW, AIR ADJUSTING .VIS DE DOSEUR D'AIR	1	1	
4	68V-14321-00	.SCREW, THROTTLE .VIS, ACCELERATEUR	1	1	
5	68V-14331-00	.SPRING, THROTTLE VALVE .RESSORT, BOISSEAU	2	2	
6	68V-13752-01	BODY, THROTTLE 2 CARTER 2	1	1	
7	68V-14331-00	.SPRING, THROTTLE VALVE .RESSORT, BOISSEAU	1	1	
8	68V-13105-00	CONTROL VALVE ASSY SOUPAPE DE CONTROLE COMPLET	1	1	
9	68V-14960-00	.BODY ASSY .CARTER (ENS.)	1	1	
10	68V-1312A-00	.VALVE, CONTROL .EMBLEME, YAMAHA	1	1	
11	68V-13473-00	.O-RING .JOINT TORIQUE	1	1	
12	68V-81146-01	.SCREW 2 .VIS 2	3	3	
13	68V-14511-00	.FILTER ASSY .ENS FILTRE	1	1	
14	68V-81145-01	SCREW 1 VIS 1	2	2	
15	68V-85885-00	THROTTLE SENSOR ASSY SENSITOMETRE (ENS.)	1	1	
16	68V-8182L-00	O-RING 1 JOINT TORIQUE 1	1	1	
17	68V-82380-00	SENSOR, PRESSURE SONDE DE PRESSION	1	1	
18	68V-81147-00	SCREW 3 VIS 3	2	2	
19	68V-14496-00	BOLT BOULON	6	6	
20	68V-13574-00	BOLT 2 BOULON 2	1	1	
21	68V-13573-00	BOLT 1 BOULON 1	2	2	
22	68V-14777-00	BOLT BOULON	3	3	
23	68V-14475-00	WASHER RONDELLE	9	9	
24	68V-14419-10	PIPE DURITE	1	1	
25	68V-13641-00-94	MANIFOLD 1 TUBULURE 1	1	1	
26	99530-10114	PIN, DOWEL GOUJON, D'ASSEMBLAGE	4	4	
27	93210-48MG8	O-RING JOINT TORIQUE	4	4	

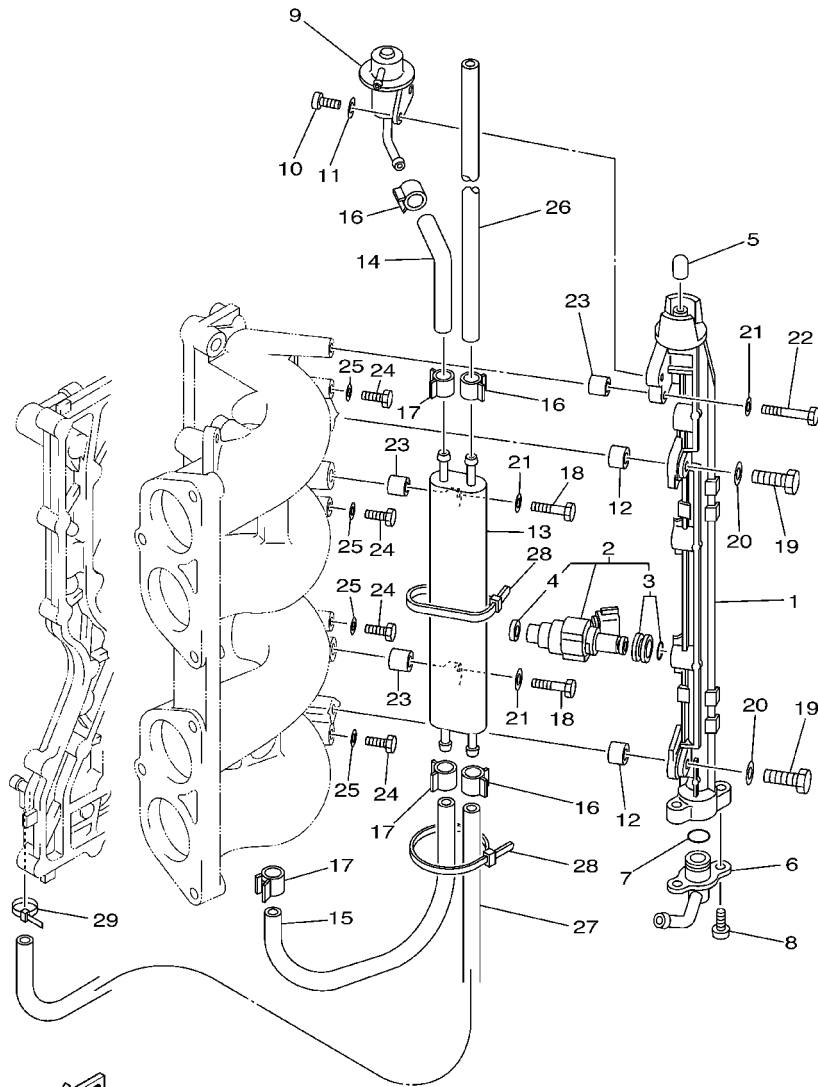
FIG. 7 INTAKE 2

ADMISSION 2



REF. NO.	PART NO. NO. PIECES	DESCRIPTION DESCRIPTION	68V2	68W2	REMARKS REMARQUES
28	68V-41237-00	JOINT, LINK RACCORD	1	1	
29	6H4-41237-00	JOINT, LINK RACCORD	1	1	
30	95380-05700	NUT ECROU	1	1	
31	68V-1441L-00	BRACKET 1 SUPPORT 1	1	1	
32	68V-81145-00	SCREW 1 VIS 1	3	3	
33	68V-8259N-00	WIRE HARNESS ASSY 3 FAISCEAU DE FILS	1	1	
34	68V-14453-00	JOINT, AIR CLEANER 1 RACCORD, FILTRE A AIR 1	1	1	
35	68V-1441J-00	PIPE, SILENCER DURITE, DE SILENCIEUX	1	1	
36	68V-2417H-00	CLAMP 1 COLLIER 1	2	2	

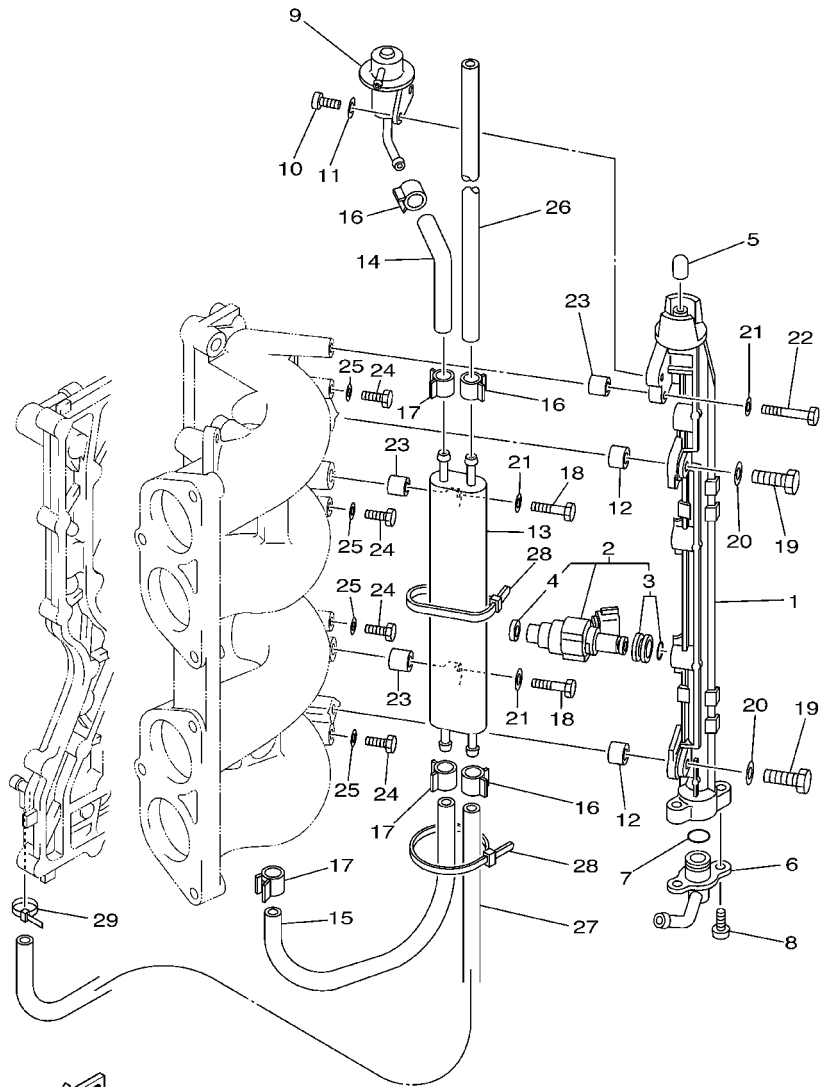
FIG. 8 FUEL INJECTION NOZZLE FUEL INJECTION NOZZLE



68V1010-2080

REF. NO.	PART NO. NO. PIECES	DESCRIPTION DESCRIPTION	68V2	68W2	REMARKS REMARQUES
1	68V-13160-00	DELIVERY PIPE ASSY 1 ENS. TUBE DE REFOULEMENT 1	1	1	
2	68V-8A360-00	INJECTOR UNIT INJECTEUR	4	4	
3	68V-1410B-00	.PACKING KIT .POCHETTE DE JOINTS	1	1	
4	68V-13766-00	.RUBBER, INJECTOR .RONDELLE CAOUTCHOUC	1	1	
5	68V-14225-00	CAP COUVERCLE	1	1	
6	68V-13435-00	NIPPLE RACCORD	1	1	
7	68V-14397-00	O-RING JOINT TORIQUE	1	1	
8	68V-81147-00	SCREW 3 VIS 3	2	2	
9	68V-13906-00	REGULATOR, PRESSURE REGULATEUR DE PRESSION	1	1	
10	68V-14565-00	SCREW VIS	2	2	
11	68V-14356-00	WASHER, SPRING RONDELLE	2	2	
12	68V-14264-00	COLLAR COLLERETTE	2	2	
13	68V-21841-00	COOLER RADIATEUR	1	1	
14	68V-13971-00	PIPE, FUEL 1 TUBE 1, CARBURANT	1	1	
15	68V-13972-00	PIPE, FUEL 2 TUBE 2, CARBURANT	1	1	
16	68V-24519-00	CLIP JONC	3	3	
17	68V-2411M-00	CLIP JONC	3	3	
18	68V-14777-00	BOLT BOULON	2	2	
19	68V-14428-00	BOLT BOULON	2	2	
20	68V-14475-00	WASHER RONDELLE	2	2	
21	68V-14357-00	WASHER, PLAIN RONDELLE PLATE	3	3	
22	68V-14446-00	BOLT BOULON	1	1	
23	68V-14265-00	COLLAR COLLERETTE	3	3	
24	97095-06010	BOLT BOULON	4	4	
25	90430-06014	GASKET JOINT	4	4	
26	68V-2447A-00	HOSE 1 DURITE 1	1	1	
27	68V-2247B-00	HOSE 2 DURITE 2	1	1	

FIG. 8 FUEL INJECTION NOZZLE FUEL INJECTION NOZZLE

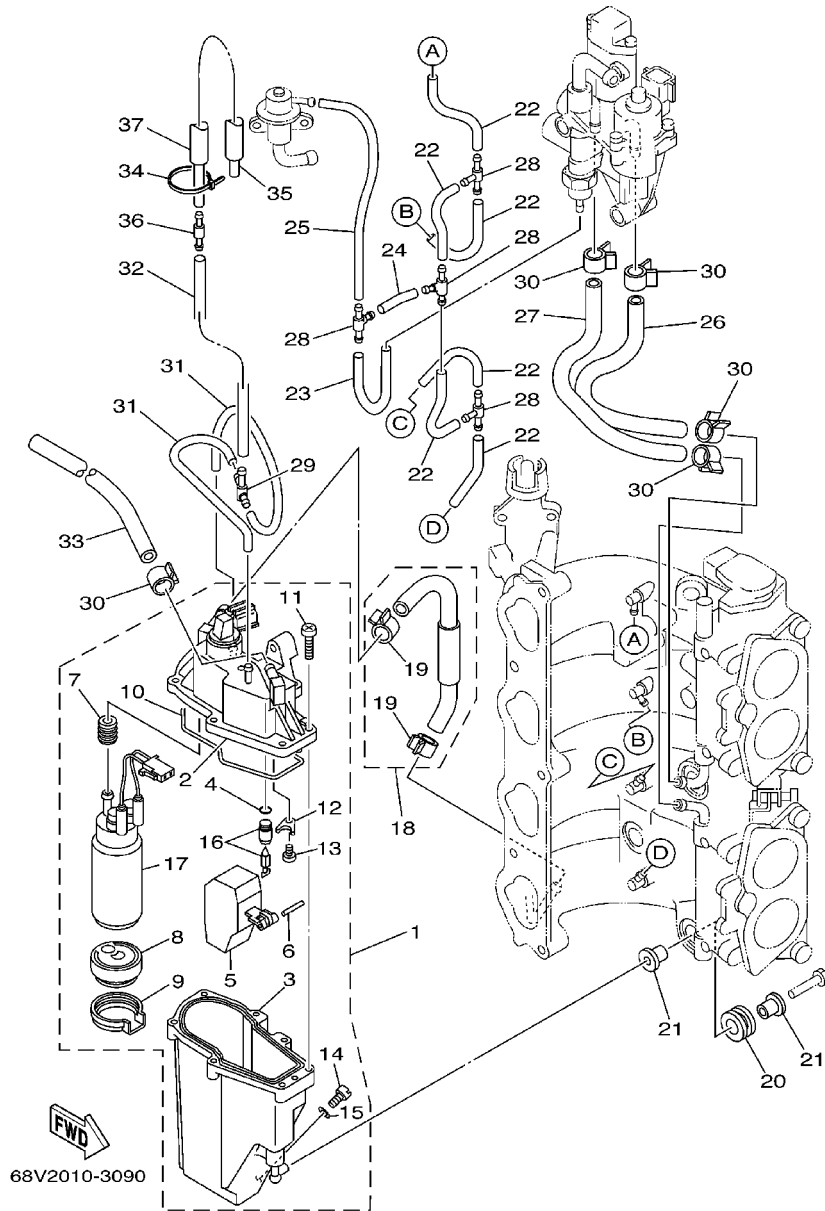


68V1010-2080

REF. NO.	PART NO. NO. PIECES	DESCRIPTION DESCRIPTION	68V2	68W2	REMARKS REMARQUES
28	68V-2481H-00	CLAMP BRIDE	2	2	
29	90465-11M10	CLAMP BRIDE	1	1	

FIG. 9 FUEL INJECTION PUMP

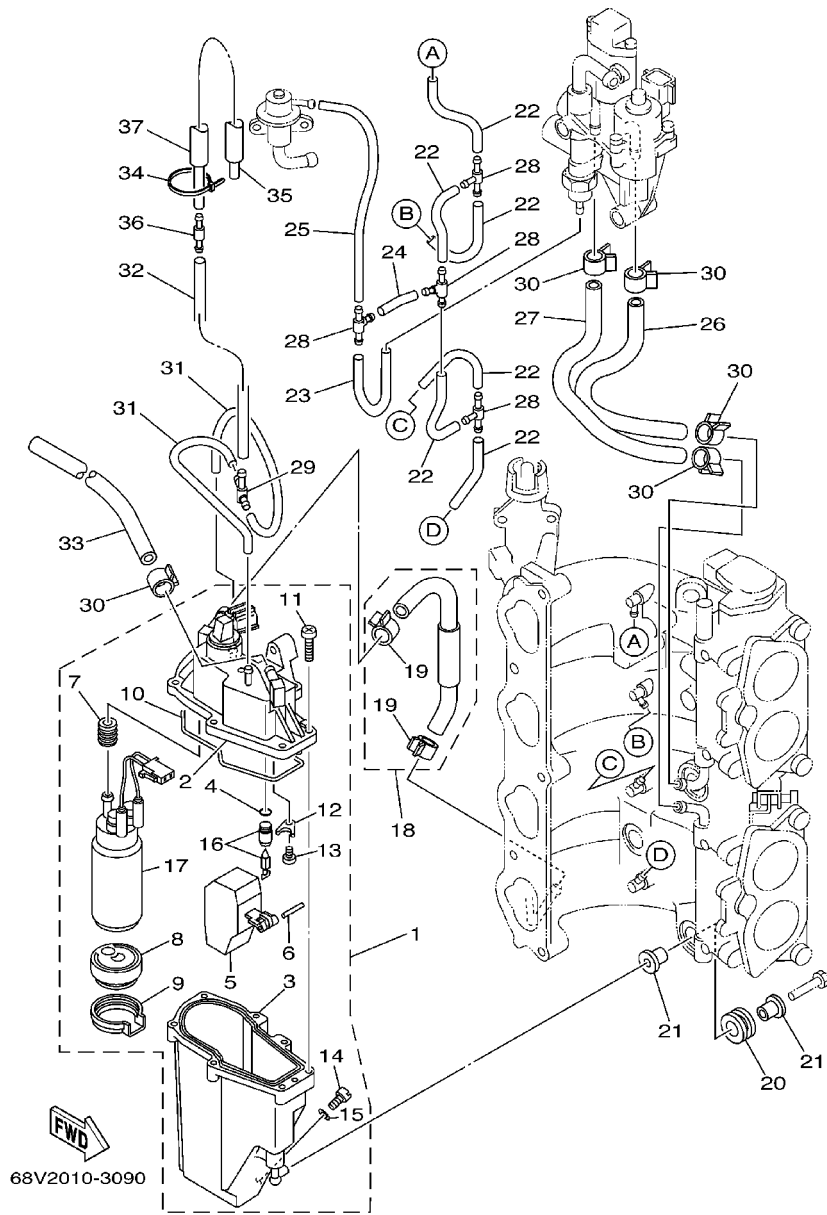
FUEL INJECTION PUMP



REF. NO.	PART NO. NO. PIECES	DESCRIPTION DESCRIPTION	68V2	68W2	REMARKS REMARQUES
1	68V-14180-01	FLOAT CHAMBER ASSY CUVE DE FLOTTEUR	1	1	
2	68V-14182-01	.COVER, FLOAT CHAMBER .COUVERCLE, CUVE DE FLOTTEUR	1	1	
3	68V-14181-00	.BODY, FLOAT CHAMBER 1 .CORPS, CUVE DE FLOTTEUR 1	1	1	
4	68V-13769-00	.O-RING .JOINT TORIQUE	1	1	
5	68V-14985-00	.FLOAT .FLOTTEUR	1	1	
6	68V-14386-00	.PIN, FLOAT .AXE, FLOTTEUR	1	1	
7	68V-13781-00	.DAMPER, PUMP .AMORTISSEUR, POMPE	1	1	
8	68V-13915-00	.FILTER .FILTRE	1	1	
9	68V-13784-00	.COVER, PUMP .COUVERCLE, POMPE	1	1	
10	68V-14984-00	.GASKET, FLOAT CHAMBER .JOINT, CUVE DE FLOTTEUR	1	1	
11	68V-14567-00	.SCREW .VIS	7	7	
12	68V-14255-00	.PLATE .PLAQUE	1	1	
13	68V-14592-00	.SCREW .VIS	1	1	
14	68V-14191-00	.PLUG, DRAIN .PLOT, VIDANGE	1	1	
15	68V-14126-00	.GASKET .JOINT	1	1	
16	68V-14546-00	.VALVE, NEEDLE .POINTEAU	1	1	
17	68V-13907-00	.FUEL PUMP COMP. .POMPE A CARBURANT COMP.	1	1	
18	68V-14807-00	HOSE COMP. DURITE (ENS.)	1	1	
19	68V-24387-00	.CLIP .SANDOW	2	2	
20	68V-13593-00	DAMPER AMORTISSEUR	3	3	
21	68V-13716-00	COLLAR COLLERETTE	6	6	
22	68V-13542-00	HOSE, VACUUM SENSING 1 DURITE 1	6	6	
23	68V-13533-00	HOSE, VACUUM SENSING 4 DURITE 4	1	1	
24	68V-13544-00	HOSE, VACUUM SENSING 2 DURITE 2	1	1	
25	68V-13532-00	HOSE, VACUUM SENSING 3 DURITE 3	1	1	
26	68V-13545-00	HOSE 1 DURITE 1	1	1	
27	68V-13546-00	HOSE 2 DURITE 2	1	1	

FIG. 9 FUEL INJECTION PUMP

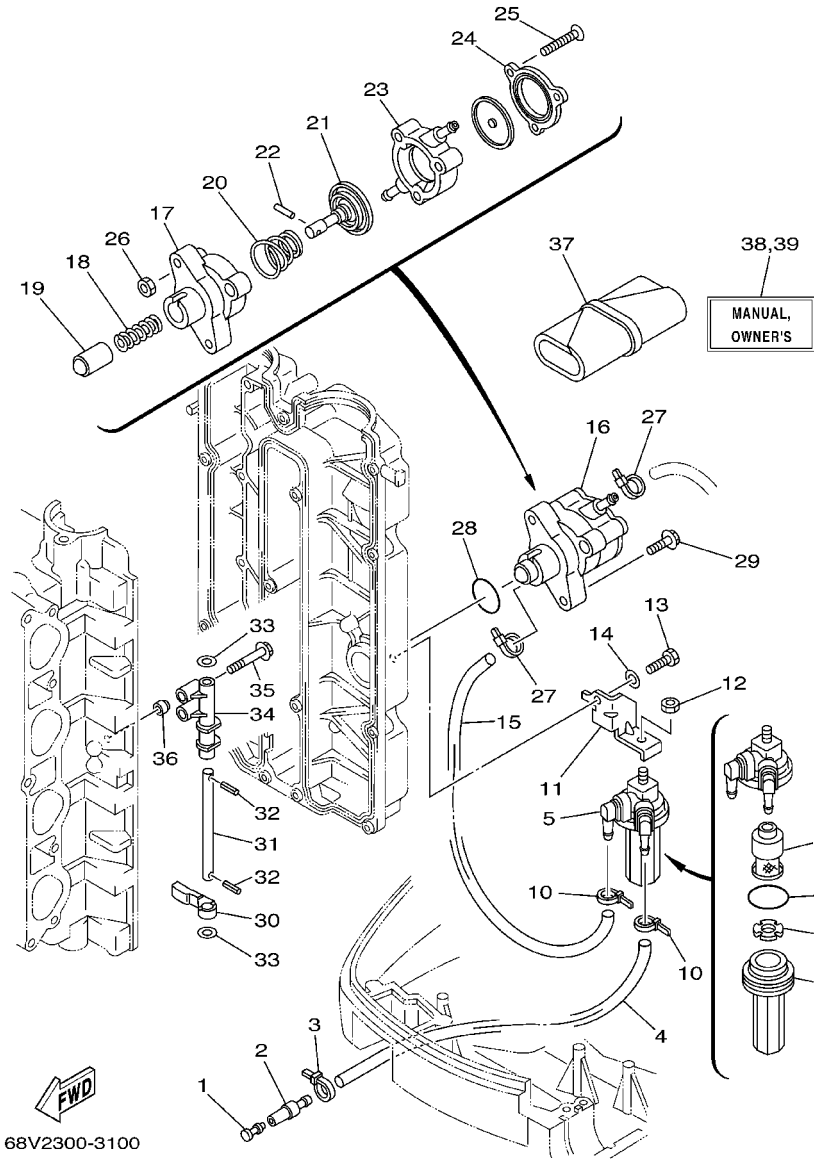
FUEL INJECTION PUMP



REF. NO.	PART NO. NO. PIECES	DESCRIPTION DESCRIPTION	68V2	68W2	REMARKS REMARQUES
28	68V-24377-00	PIPE, JOINT 3 DURITE RACCORDEMENT 3	4	4	
29	68V-24379-00	PIPE, JOINT 4 DURITE RACCORDEMENT 4	1	1	
30	68V-13577-00	CLIP AGRAFE	5	5	
31	68V-13534-00	HOSE, VACUUM SENSING 5 DURITE 5	2	2	
32	68V-13547-01	HOSE 3 DURITE 3	1	1	
33	68V-14294-00	HOSE DURITE	1	1	
34	68V-2481H-00	CLAMP BRIDE	1	1	
35	68V-13535-00	HOSE, VACUUM SENSING 5 DURITE 5	1	1	
36	68V-13490-01	RELIEF VALVE ASSY SOUPAPE DE SECURITE COMPLET	1	1	
37	68V-13543-00	HOSE, AIR DURITE, A AIR	1	1	

FIG. 10 FUEL 1

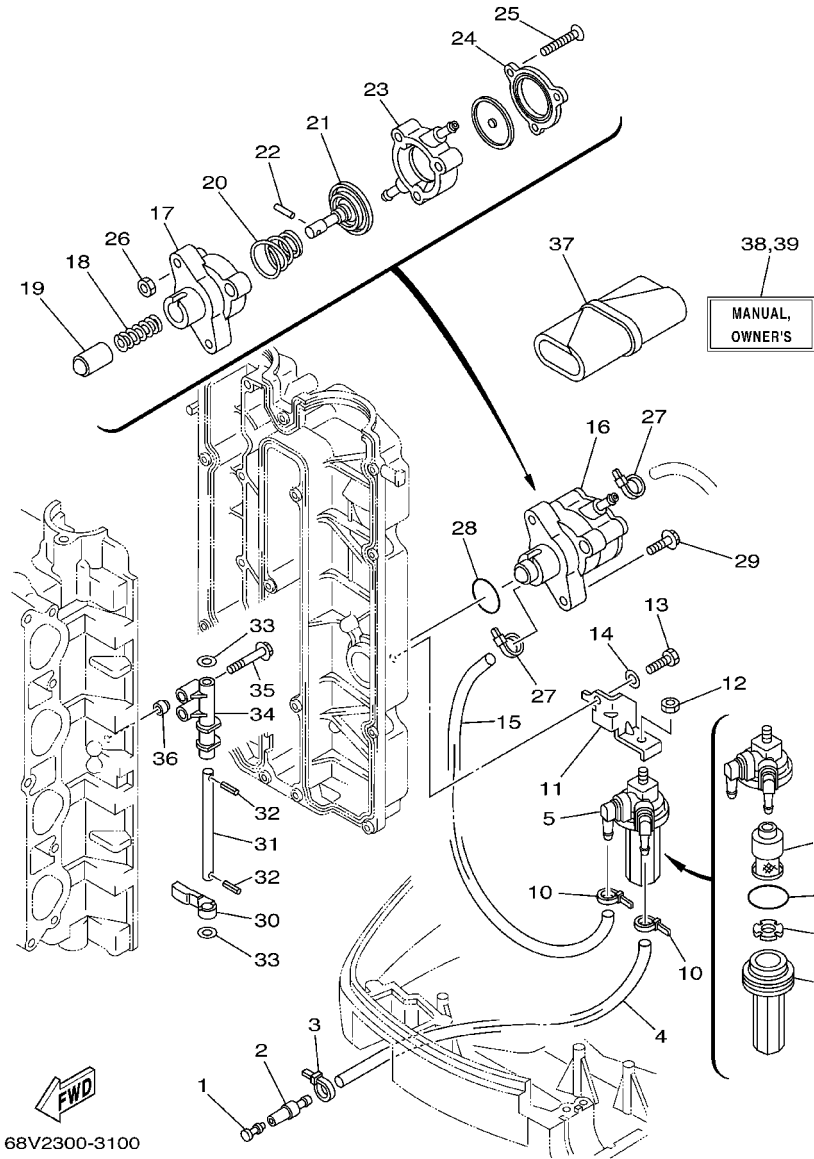
CARBURANT 1



REF. NO.	PART NO. NO. PIECES	DESCRIPTION DESCRIPTION	68V2	68W2	REMARKS REMARQUES
1	689-85547-00	DAMPER AMORTISSEUR	1	1	
2	6R3-24377-00	PIPE, JOINT 3 DURITE RACCORDEMENT 3	1	1	
3	90465-11M10	CLAMP BRIDE	1	1	
4	90445-13M27	HOSE (L950) DURITE (L950)	1	1	
5	68V-24560-01	FILTER ASSY ENS.FILTRE	1	1	
6	68V-24521-01	.CUP, FILTER .CUVETTE, FILTRE	1	1	
7	68V-24563-00	.ELEMENT, FILTER .ELEMENT, FILTRE	1	1	
8	93210-32738	.O-RING .JOINT TORIQUE	1	1	
9	68V-24469-01	.FLOAT, WATER LEVEL .FLOTTEUR	1	1	
10	90465-11M10	CLAMP BRIDE	2	2	
11	68V-24566-00	BRACKET, FILTER SUPPORT, FILTRE	1	1	
12	95380-08600	NUT ECROU	1	1	
13	97095-06016	BOLT BOULON	1	1	
14	92995-06600	WASHER RONDELLE	1	1	
15	90445-13M11	HOSE (L300) DURITE (L300)	1	1	
16	68V-24410-00	FUEL PUMP ASSY POMPE A ESSENCE	1	1	
17	68V-24412-00	.BODY 1 .CORPS 1	1	1	
18	68V-24454-00	.SPRING .RESSORT	1	1	
19	68V-13131-00	.PLUNGER .PLONGEUR	1	1	
20	68V-24423-00	.SPRING, DIAPHRAGM .RESSORT, DIAPHRAGME	1	1	
21	68V-24411-00	.DIAPHRAGM .DIAPHRAGME	1	1	
22	68V-24374-00	.PIN .GOUILLE	1	1	
23	68V-24413-00	.BODY 2 .CORPS 2	1	1	
24	68V-24414-00	.BODY 3 .CORPS 3	1	1	
25	68V-24444-00	.SCREW .VIS	3	3	
26	68V-24149-00	.NUT .ECROU	3	3	
27	90465-11M10	CLAMP BRIDE	2	2	

FIG. 10 FUEL 1

CARBURANT 1



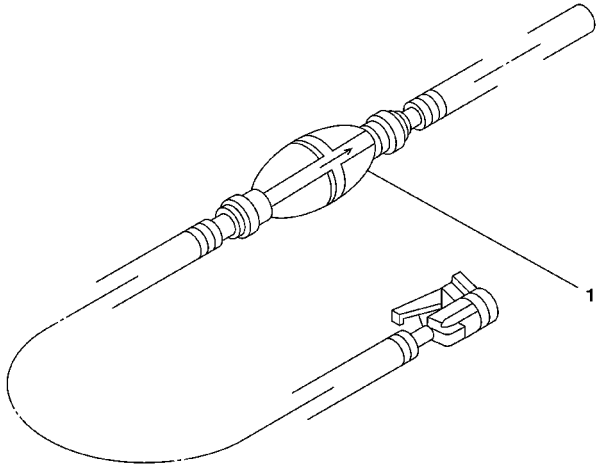
68V2300-3100

REF. NO.	PART NO. NO. PIECES	DESCRIPTION DESCRIPTION	68V2	68W2	REMARKS REMARQUES
28	93210-30682	O-RING JOINT TORIQUE	1	1	
29	90119-06M83	BOLT, WITH WASHER BOULON, AVEC RONDELLE	2	2	
30	67F-24575-00	LEVER, FUEL CHANGE LEVIER, D'ESSENCE	1	1	
31	68V-24495-00	SHAFT AXE	1	1	
32	91609-25014	PIN, SPRING AXE DE RESSORT	2	2	
33	90201-08M12	WASHER, PLATE RONDELLE, PLATE	2	2	
34	67F-24491-00	BRACKET, FUEL PUMP SUPPORT, POMPE A ESSENCE	1	1	
35	90119-07235	BOLT, WITH WASHER BOULON, AVEC RONDELLE	2	2	
36	91809-08006	PIN, DOWEL GOUJON, D'ASSEMBLAGE	2	2	
37	67F-28100-00	TOOL KIT TROUSSE A OUTILS	1	1	
38	68V-28199-73-A0	MANUAL, OWNER'S MANUEL D'UTILISATION	1	1	UR (E,F,S)
	68V-28199-73-B0	MANUAL, OWNER'S MANUEL D'UTILISATION	1	1	UR (D,NL,I)
39	68V-28199-83-A0	MANUAL, OWNER'S MANUEL D'UTILISATION	1	1	UR (DK,P,GR)
	68V-28199-83-B0	MANUAL, OWNER'S MANUEL D'UTILISATION	1	1	UR (N,S,SS)

FIG. 11 FUEL 2

CARBURANT 2

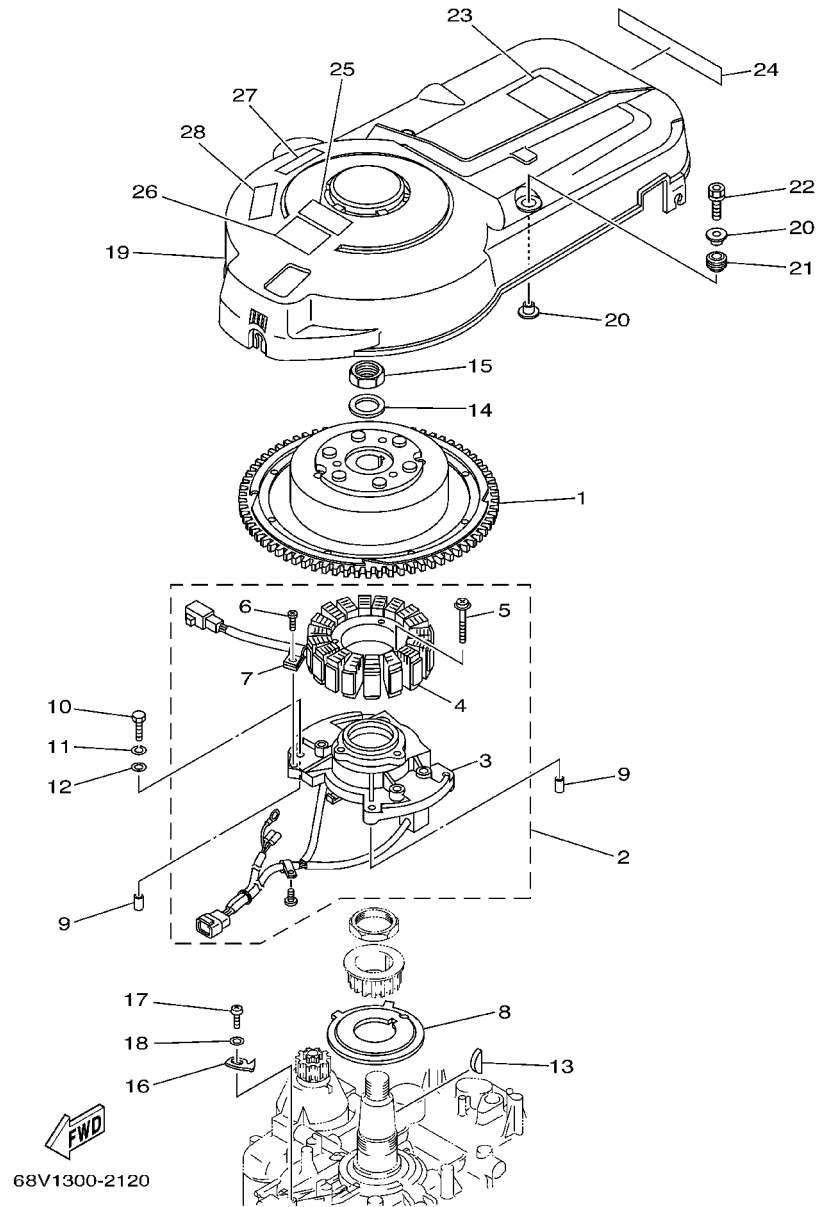
REF. NO.	PART NO. NO. PIECES	DESCRIPTION DESCRIPTION	68V2	68W2				REMARKS REMARQUES
1	6YK-24306-42	FUEL PIPE COMP. 1 DURITE A ESSENCE 1	1	1				AP




68F0300-0140

FIG. 12 GENERATOR

GENERATRICE



68V1300-2120

REF. NO.	PART NO. NO. PIECES	DESCRIPTION DESCRIPTION	68V2	68W2	REMARKS REMARQUES
1	68V-81450-00	ROTOR ASSY ROTOR COMPLET	1	1	
2	68V-81460-00	BASE ASSY ENS. FLASQUE	1	1	
3	68V-85580-00	.COIL, PULSER .BOBINE, PULSEUR	1	1	
4	68V-81410-00	.STATOR ASSY .STATOR COMPLET	1	1	
5	63D-81345-20	.SCREW, WITH WASHER (M6X30) .VIS, AVEC RONDELLE (M6X30)	3	3	
6	97607-04112	.SCREW, WITH WASHER .VIS HEXAGONAL	1	1	
7	445-81328-20	.CLAMP .COLLIER	1	1	
8	68V-81673-00	ROTOR ROTOR	1	1	
9	99530-08012	PIN, DOWEL GOUJON, D'ASSEMBLAGE	2	2	
10	97095-06030	BOLT BOULON	4	4	
11	92995-06100	WASHER, SPRING RONDELLE, GROWER	4	4	
12	92995-06600	WASHER RONDELLE	4	4	
13	90280-04M08	KEY, WOODRUFF CLAVETTE, DEMI-LUNE	1	1	
14	90201-24014	WASHER, PLATE RONDELLE, PLATE	1	1	
15	90179-24002	NUT ECROU	1	1	
16	67F-81332-00	PLATE, TIMING PLATEAU, ALLUMAGE	1	1	
17	97885-06010	SCREW, PAN HEAD VIS, A ENCOCHE	1	1	
18	92995-06600	WASHER RONDELLE	1	1	
19	67F-81337-01	COVER, FLYWHEEL COUVERCLE, VOLANT	1	1	
20	90387-06M71	COLLAR COLLERETTE	4	4	
21	90480-15M31	GROMMET PASSE-FIL	2	2	
22	90119-06M92	BOLT, WITH WASHER BOULON, AVEC RONDELLE	2	2	
23	67F-12138-60	MARK, CAUTION MAKER	1	1	
24	67F-13437-61	MARK, CAUTION MAKER	1	1	
25	6A1-83625-41	MARK 5 ETIQUETTE 5	1	1	
26	6A1-83625-51	MARK 5 ETIQUETTE 5	1	1	
27	6K1-83623-41	MARK 3 ETIQUETTE 3		1	

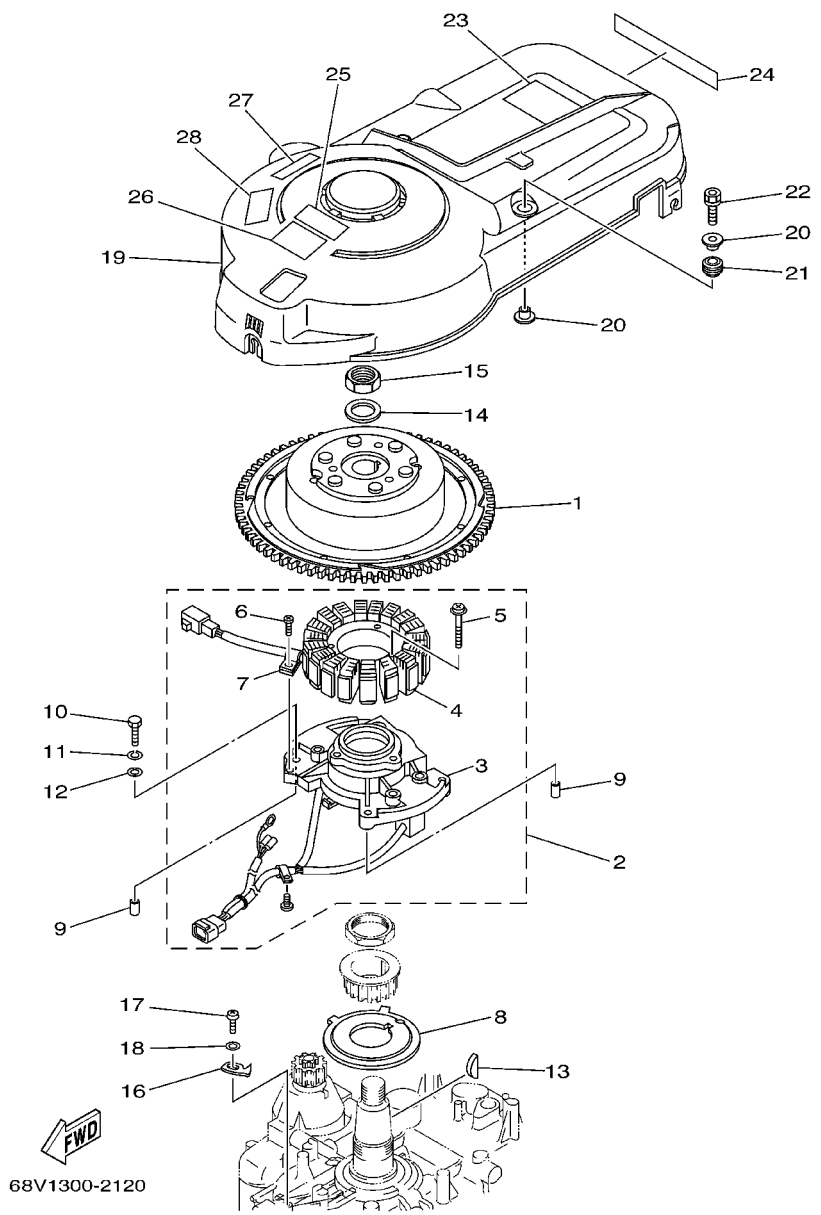


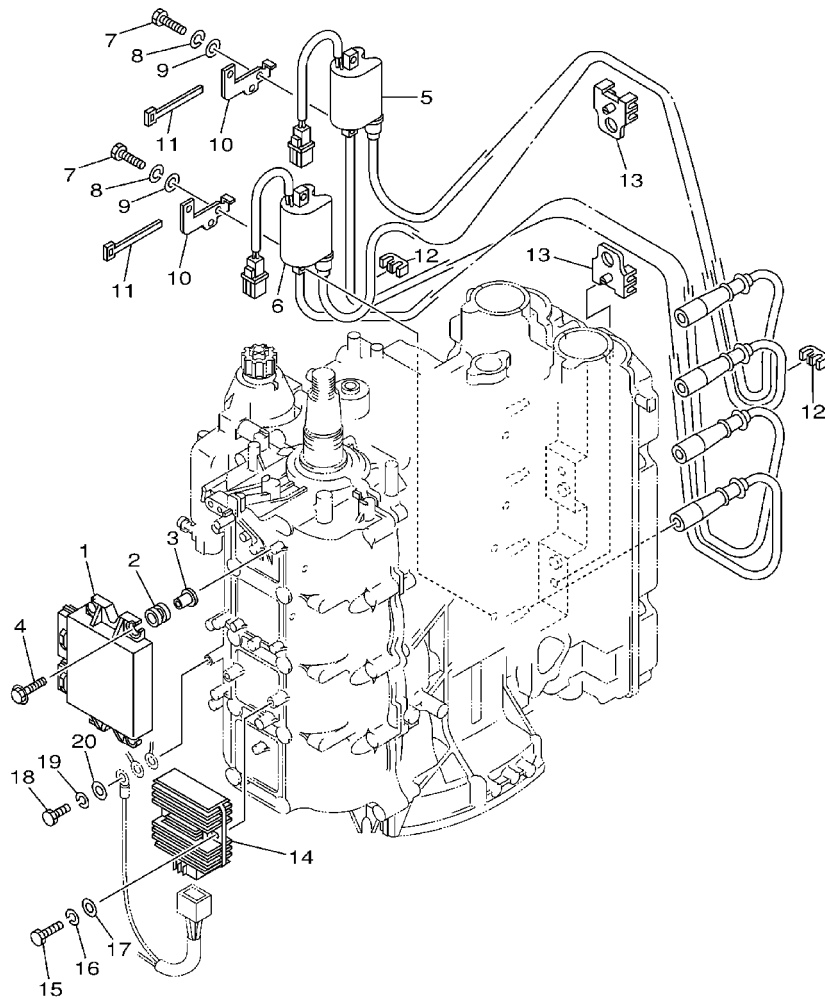
FIG. 12 GENERATOR

GENERATRICE

REF. NO.	PART NO. NO. PIECES	DESCRIPTION DESCRIPTION	68V2	68W2			REMARKS REMARQUES
28	6K1-83623-50	MARK 3 ETIQUETTE 3		1			

FIG. 13 ELECTRICAL 1

PARTIE ELECTRIQUE 1

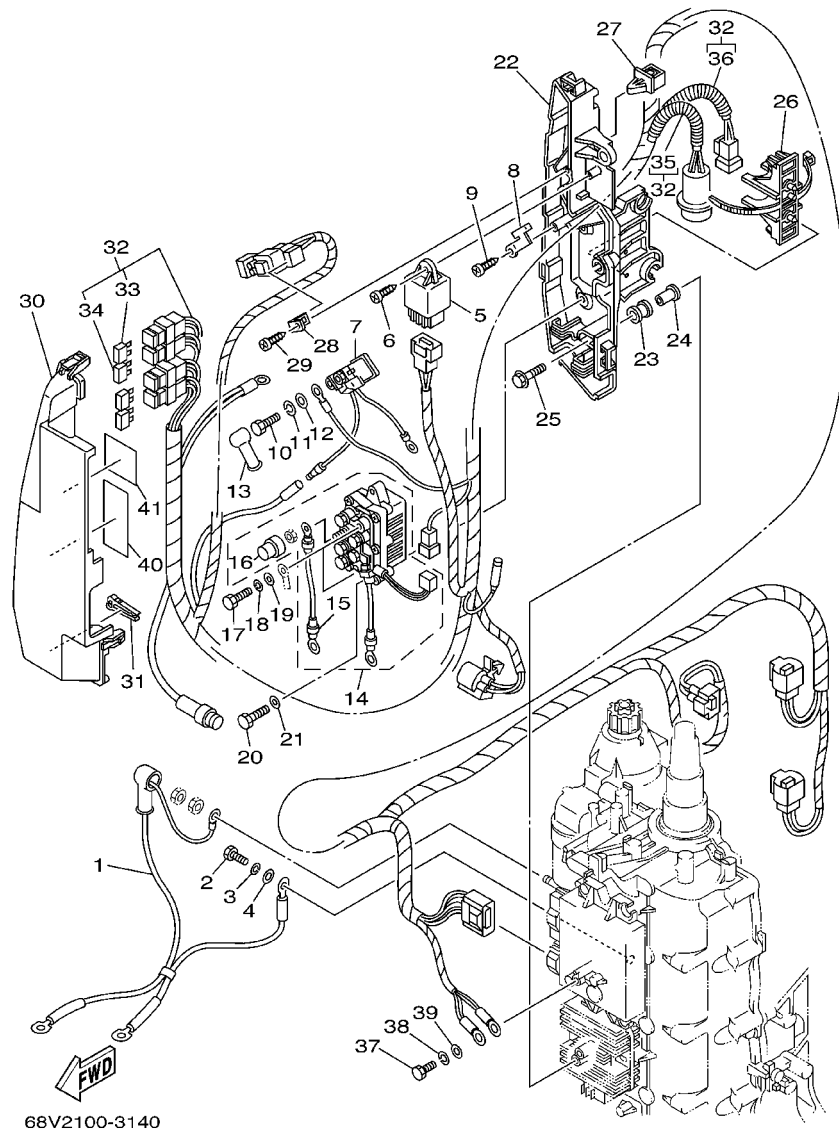


68V0010-1120

REF. NO.	PART NO. NO. PIECES	DESCRIPTION DESCRIPTION	68V2	68W2	REMARKS REMARQUES
1	68V-8591A-11	ENGINE CONTROL UNIT ASSY BLOC DE CONTROL	1	1	
2	68V-82317-00	DAMPER, IGNITION COIL AMORTISSEUR, BOBINE D'ALLUM	4	4	
3	624-42542-00	PIPE TUYAU	4	4	
4	90119-06M59	BOLT, WITH WASHER BOULON, AVEC RONDELLE	4	4	
5	68V-82310-00	IGNITION COIL ASSY BOBINE D'ALLUMAGE	1	1	
6	68V-82310-10	IGNITION COIL ASSY BOBINE D'ALLUMAGE	1	1	
7	97095-06025	BOLT BOULON	4	4	
8	92995-06100	WASHER, SPRING RONDELLE, GROWER	4	4	
9	92995-06600	WASHER RONDELLE	4	4	
10	68V-82388-00	PLATE PLAQUETTE	2	2	
11	90464-06001	CLAMP BRIDE	2	2	
12	67F-82361-00	CLAMP, CORD COLLIER, CORDON	2	2	
13	67F-82362-00	CLAMP, CORD 2 COLLIER, CABLE 2	2	2	
14	68V-81960-00	RECTIFIER & REGULATOR ASSY REDRESSEUR REGULATEUR CPLT	1	1	
15	97095-06025	BOLT BOULON	2	2	
16	92995-06100	WASHER, SPRING RONDELLE, GROWER	2	2	
17	92995-06600	WASHER RONDELLE	2	2	
18	97095-06020	BOLT BOULON	1	1	
19	92995-06100	WASHER, SPRING RONDELLE, GROWER	1	1	
20	92995-06600	WASHER RONDELLE	1	1	

FIG. 14 ELECTRICAL 2

PARTIE ELECTRIQUE 2



REF. NO.	PART NO. NO. PIECES	DESCRIPTION DESCRIPTION	68V2	68W2	REMARKS REMARQUES
1	68V-82105-00	WIRE HARNESS FAISCEAU DE FILS	1	1	
2	97013-06020	BOLT BOULON	1	1	
3	92903-06100	WASHER, SPRING RONDELLE, GROWER	1	1	
4	92903-06600	WASHER, PLATE RONDELLE, PLATE	1	1	
5	68V-81950-00	RELAY ASSY RELAIS COMPLET	1	1	
6	97780-60625	SCREW, TAPPING VIS, TETE BOMBEE	1	1	
7	68V-8194A-00	RELAY RELAIS	1	1	
8	68V-81953-00	STAY, RELAY SUPPORT, RELAIS	1	1	
9	97780-60620	SCREW, TAPPING VIS, TETE BOMBEE	1	1	
10	97095-06010	BOLT BOULON	2	2	
11	92995-06100	WASHER, SPRING RONDELLE, GROWER	2	2	
12	92995-06600	WASHER RONDELLE	2	2	
13	6G5-82119-00	COVER, LEAD WIRE GARNITURE, FIL	2	2	
14	68V-8195B-01	RELAY ASSY RELAIS COMPLET	1	1	
15	68V-81949-00	WIRE, LEAD FIL	1	1	
16	68V-82532-00	CAP COUVERCLE	1	1	
17	97095-06010	BOLT BOULON	2	2	
18	92995-06100	WASHER, SPRING RONDELLE, GROWER	2	2	
19	92995-06600	WASHER RONDELLE	2	2	
20	97013-06020	BOLT BOULON	2	2	
21	92903-06600	WASHER, PLATE RONDELLE, PLATE	2	2	
22	68V-81948-00	BRACKET JOINT TORIQUE	1	1	
23	6A0-82317-00	DAMPER, IGNITION COIL AMORTISSEUR, BOBINE D'ALLUM	5	5	
24	624-42542-00	PIPE TUYAU	5	5	
25	90119-06M59	BOLT, WITH WASHER BOULON, AVEC RONDELLE	5	5	
26	68V-82594-00	CLAMP BRIDE	1	1	
27	90464-12M58	CLAMP BRIDE	1	1	

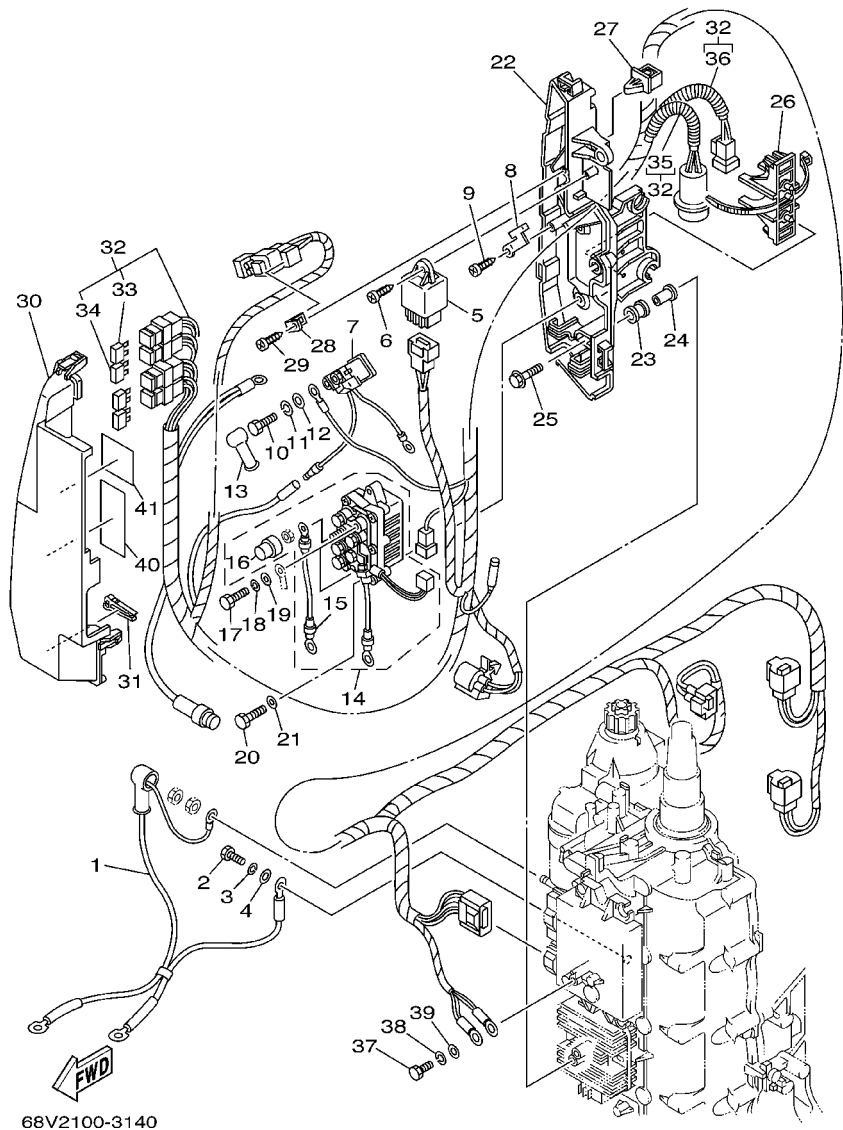


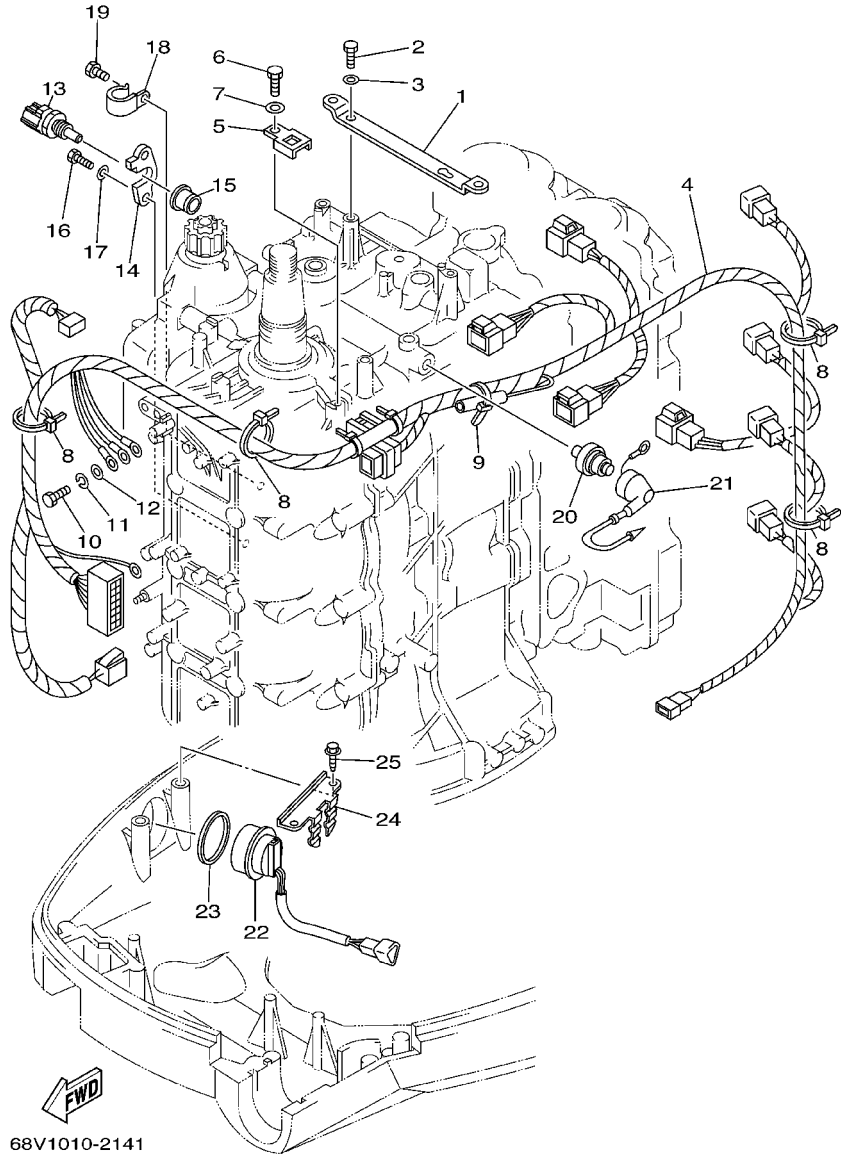
FIG. 14 ELECTRICAL 2

PARTIE ELECTRIQUE 2

REF. NO.	PART NO. NO. PIECES	DESCRIPTION DESCRIPTION	68V2	68W2		REMARKS REMARQUES
28	68V-85548-00	HOLDER SUPPORT	1	1		
29	97780-60620	SCREW, TAPPING VIS, TETE BOMBEE	1	1		
30	68V-81942-00	COVER COUVERCLE	1	1		
31	67F-2812A-00	PULLER, FUSE TENDEUR, FUSIBLE	1	1		
32	68V-82590-10	WIRE HARNESS ASSY FAISCEAU DE FILS COMPLET	1	1		
33	67F-82151-00	.FUSE (20A) .FUSIBLE (20A)	4	4		
34	67F-82151-10	.FUSE (30A) .FUSIBLE (30A)	4	4		
35	90447-10003	.HOSE, WITH SPRING .DURITE, AVEC RESSORT	1	1		
36	90447-07007	.HOSE, WITH SPRING .DURITE, AVEC RESSORT	1	1		
37	97095-06020	BOLT BOULON	1	1		
38	92995-06100	WASHER, SPRING RONDELLE, GROWER	1	1		
39	92995-06600	WASHER RONDELLE	1	1		
40	68V-81919-00	GRAPHIC, REGULATOR ADHESIF, REGULATEUR	1	1		
41	68V-81919-10	GRAPHIC, REGULATOR ADHESIF, REGULATEUR	1	1		

FIG. 15 ELECTRICAL 3

PARTIE ELECTRIQUE 3

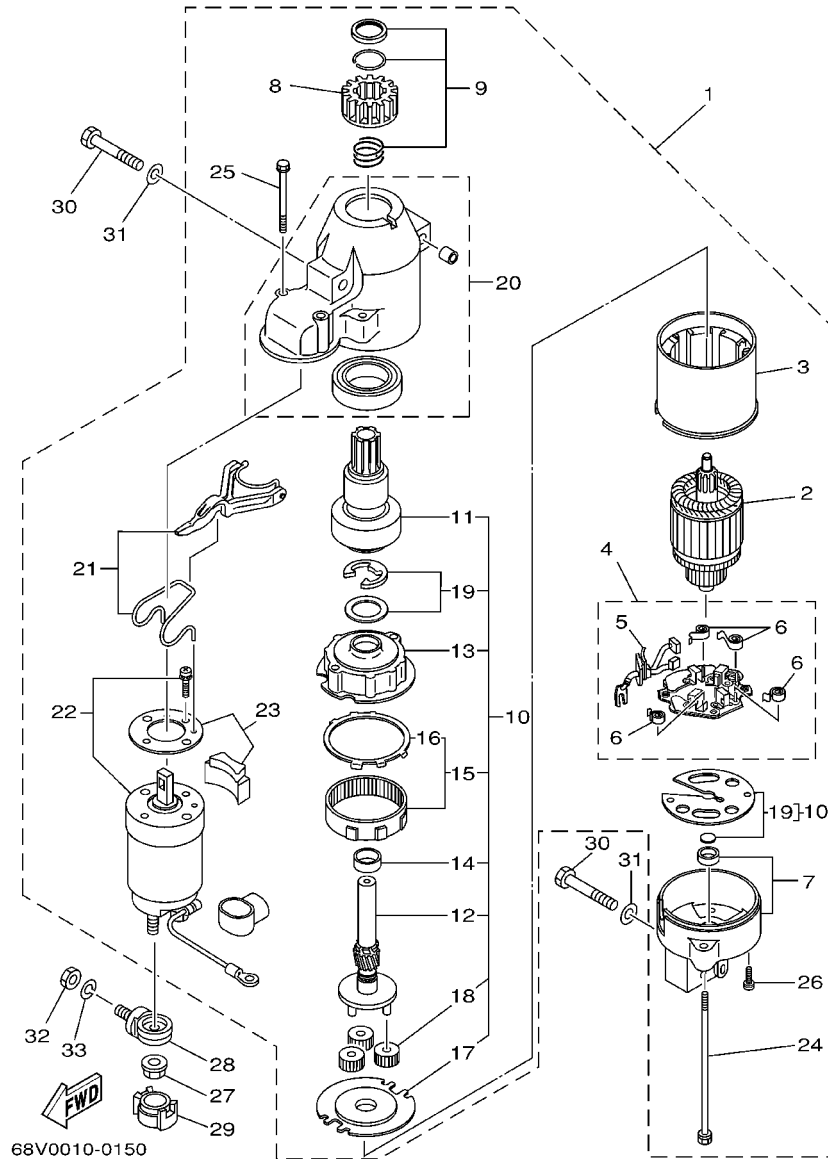


68V1010-2141

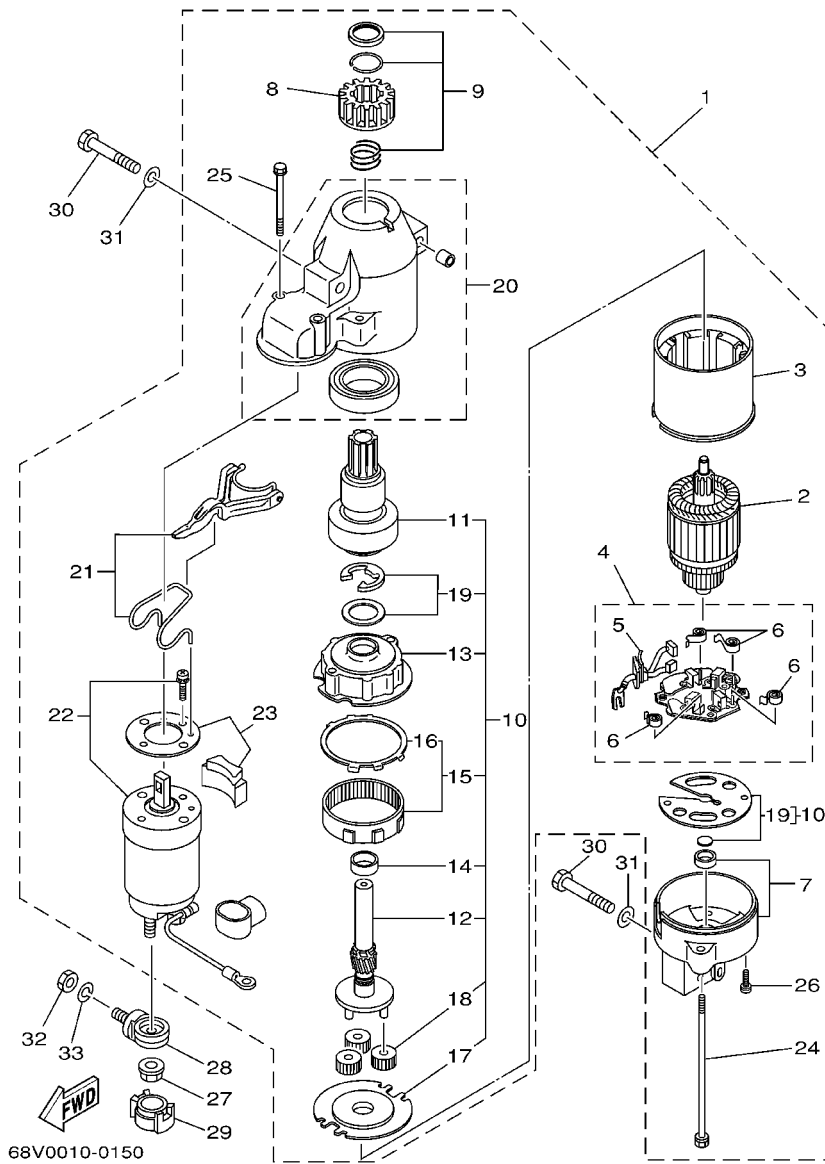
REF. NO.	PART NO. NO. PIECES	DESCRIPTION DESCRIPTION	68V2	68W2	REMARKS REMARQUES
1	67F-8132G-01	PLATE PLAQUE	1	1	
2	97095-06016	BOLT BOULON	2	2	
3	92995-06600	WASHER RONDELLE	2	2	
4	68V-8259M-00	WIRE HARNESS ASSY 2 FAISCEAU DE FILS	1	1	
5	68V-82588-00	PLATE PLAQUE	1	1	
6	97095-06012	BOLT BOULON	1	1	
7	92995-06600	WASHER RONDELLE	1	1	
8	90465-13M18	CLAMP BRIDE	5	5	
9	90465-11M10	CLAMP BRIDE	1	1	
10	97095-06020	BOLT BOULON	1	1	
11	92995-06100	WASHER, SPRING RONDELLE, GROWER	1	1	
12	92995-06600	WASHER RONDELLE	1	1	
13	67F-85790-00	THERMOSENSOR ASSY SENSITOMETRE	1	1	
14	67F-85757-00	RETAINER ARRETOIR	1	1	
15	68V-85753-00	GASKET, SENDER UNIT JOINT, DE PERCEPTION	1	1	
16	97095-06016	BOLT BOULON	2	2	
17	92995-06600	WASHER RONDELLE	2	2	
18	90465-06M86	CLAMP BRIDE	1	1	
19	97095-06010	BOLT BOULON	1	1	
20	68V-82504-00	OIL PRESSURE SWITCH ASSY CONTACTEUR DE PRESSION D'HUILE	1	1	
21	68V-81315-00	LEAD WIRE ASSY FIL	1	1	
22	63D-82563-10	TRIM & TILT SWITCH ASSY INCLINER ET PAREE COMMUTATEUR	1	1	
23	6E5-82587-00	GASKET JOINT	1	1	
24	67F-83614-00	BRACKET SUPPORT	1	1	
25	90109-06M86	BOLT BOULON	2	2	

FIG. 16 STARTING MOTOR

DEMARREUR ELECTRIQUE



REF. NO.	PART NO. NO. PIECES	DESCRIPTION DESCRIPTION	68V2	68W2	REMARKS REMARQUES
1	68V-81800-01	STARTING MOTOR ASSY DEMARREUR ELECTRIQUE COMPLET	1	1	
2	67F-81850-00	.ARMATURE ASSY .INDUIT	1	1	
3	67F-81810-00	.STATOR ASSY STATOR COMPLET	1	1	
4	68F-81840-00	.BRUSH HOLDER ASSY SUPPORT DE CHARBON	1	1	
5	67F-81801-00	..BRUSH SET ..CHARBON	1	1	
6	67F-81813-00	..SPRING, BRUSH ..RESSORT, DE CHARBON	4	4	
7	68F-81820-00	.REAR BRACKET ASSY .SUPPORT ARRIERE COMPLET	1	1	
8	67F-81808-00	.PINION ASSY .PIGNON	1	1	
9	67F-81857-00	.PINION STOPPER SET .BUTEE PIGNON	1	1	
10	67F-81807-00	.GEAR ASSY, STARTING MOTOR .PIGNON, DEMARREUR ELECTRIQUE	1	1	
11	67F-81832-00	..CLUTCH, OVER RUN ..EMBRAYAGE, ROUE LIBRE	1	1	
12	67F-81836-00	..SHAFT, PINION ..AXE, PIGNON	1	1	
13	67F-81821-00	..BRACKET, CENTER 1 ..SUPPORT, CENTRE 1	1	1	
14	67F-81841-00	..BEARING ..ROULEMENT	1	1	
15	67F-81891-00	..GEAR, RING ..ROUE DENTEE	1	1	
16	67F-8183R-00	...GASKET ...JOINT	1	1	
17	67F-81830-00	..BRACKET, CENTER 2 ..SUPPORT, CENTRE 2	1	1	
18	67F-8183T-00	..GEAR, IDLER ..PIGNON, INTERMEDIAIRE	3	3	
19	67F-81809-00	..WASHER KIT ..JEU DE RONDELLES	1	1	
20	67F-81842-00	.COVER .COUVERCLE	1	1	
21	67F-81839-00	.LEVER ASSY .LEVIER COMPLET	1	1	
22	68V-81941-01	.STARTER RELAY ASSY .LANCEUR RELAIS (ENS.)	1	1	
23	67F-81869-00	.COVER, DUST .COUVERCLE, POUSSIERE	1	1	
24	6K7-81826-10	.BOLT .BOULON	2	2	
25	67F-81828-00	.BOLT 2 .RONDELLE, BUTEE 2	2	2	
26	67F-81846-00	.SCREW .VIS	2	2	
27	90179-08003	NUT ECROU	1	1	



68V0010-0150

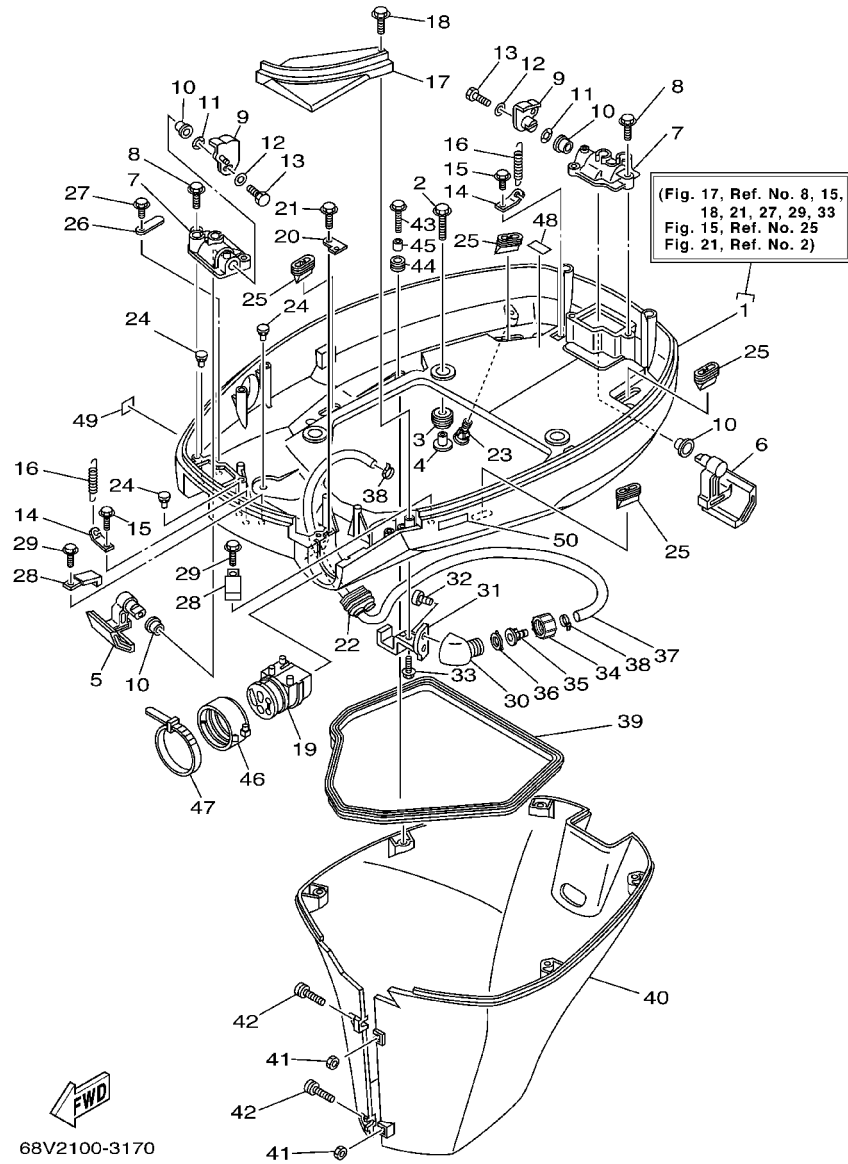
FIG. 16 STARTING MOTOR

DEMARREUR ELECTRIQUE

REF. NO.	PART NO. NO. PIECES	DESCRIPTION DESCRIPTION	68V2	68W2		REMARKS REMARQUES
28	68F-81925-00	TERMINAL BORNE	1	1		
29	68F-82582-00	COVER, WIRE HARNESS COUVERCLE, FAISCEAU DE FILS	1	1		
30	97013-08045	BOLT BOULON	3	3		
31	92903-08600	WASHER, PLATE RONDELLE, PLATE	3	3		
32	95333-08600	NUT ECROU	1	1		
33	92903-08100	WASHER, SPRING RONDELLE, GROWER	1	1		
<hr/>						
<hr/>						
<hr/>						
<hr/>						
<hr/>						
<hr/>						
<hr/>						
<hr/>						
<hr/>						
<hr/>						
<hr/>						
<hr/>						
<hr/>						
<hr/>						
<hr/>						

FIG. 17 BOTTOM COWLING

CAPOT INFERIEUR

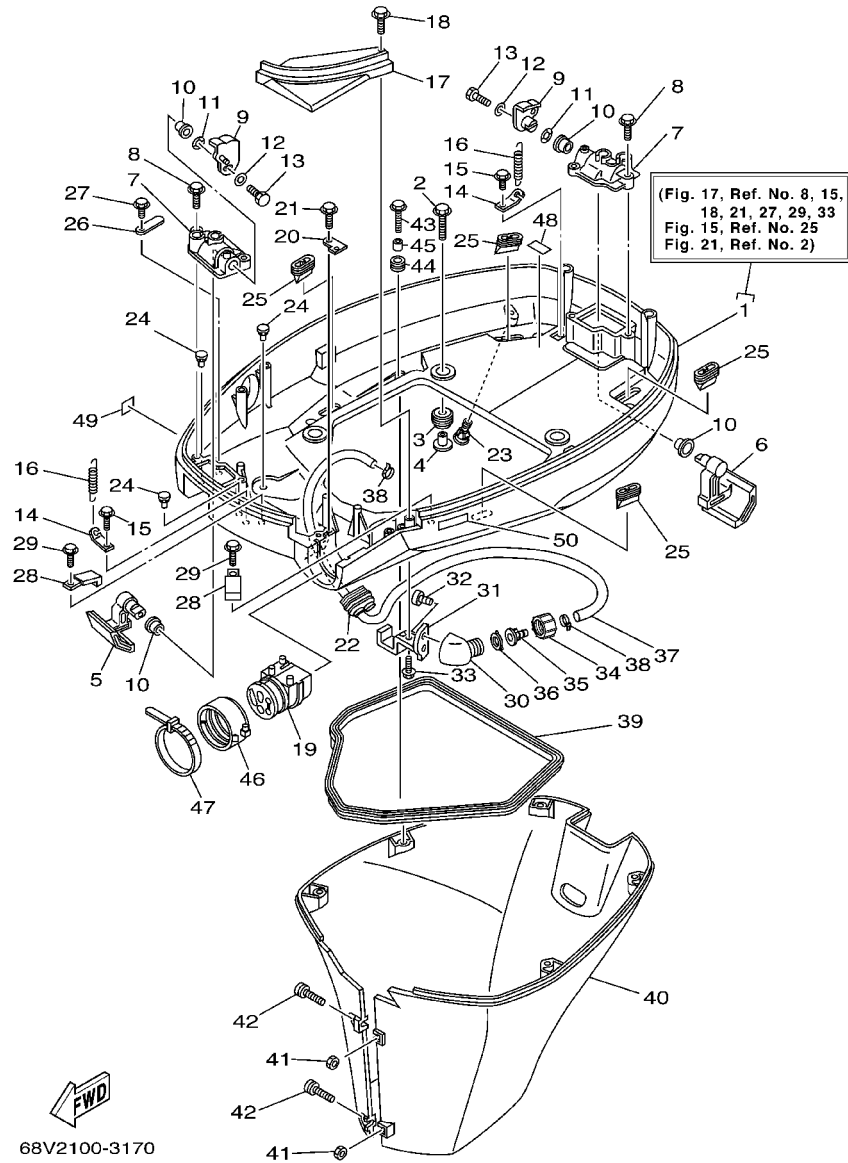


68V2100-3170

REF. NO.	PART NO. NO. PIECES	DESCRIPTION DESCRIPTION	68V2	68W2	REMARKS REMARQUES
1	68V-42710-01-8D	BOTTOM COWLING ASSY ENS. EMBASE	1	1	
2	90119-08M22	BOLT, WITH WASHER BOULON, AVEC RONDELLE	4	4	
3	90480-22M15	GROMMET PASSE-FIL	4	4	
4	90387-08M37	COLLAR COLLERETTE	4	4	
5	67F-42815-00-8D	LEVER, CLAMP LEVIER, PRESSE	1	1	
6	67F-42816-00-8D	LEVER, CLAMP LEVIER, PRESSE	1	1	
7	67F-42828-00-5B	PLATE, CLAMP PLAQUE, PRESSE	2	2	
8	90109-06M82	BOLT BOULON	4	4	
9	68V-42818-00	LEVER, CLAMP LEVIER, PRESSE	2	2	
10	90386-15M73	BUSH DOUILLE	4	4	
11	90206-15M18	WASHER, WAVE RONDELLE, ONDULEE	2	2	
12	90201-06068	WASHER, PLATE RONDELLE, PLATE	2	2	
13	97095-06016	BOLT BOULON	2	2	
14	64D-43144-00	HOOK, SPRING CROCHET	2	2	
15	90109-06M80	BOLT BOULON	2	2	
16	90506-16M34	SPRING, TENSION RESSORT, TENSION	2	2	
17	68V-42738-00-5B	PLATE, FITTING ETRIER	1	1	
18	90109-06M82	BOLT BOULON	2	2	
19	68V-42725-00	GROMMET PASSE-FIL	1	1	
20	67F-42756-00	STAY, CLAMP SUPPORT, COLLIER	1	1	
21	90109-06M86	BOLT BOULON	1	1	
22	6H1-42726-20	GROMMET PASSE-FIL	1	1	FOR FLUSHING KIT
23	6H3-44391-01	NIPPLE, HOSE RACCORD D'ESSENCE	1	1	
24	6H4-42748-00	GROMMET PASSE-FIL	3	3	
25	67F-42717-00	RUBBER, SEAL 2 JOINT EN CAOUTCHOUC 2	4	4	
26	6E5-82588-00	PLATE PLAQUE	1	1	
27	90109-06M81	BOLT BOULON	1	1	

FIG. 17 BOTTOM COWLING

CAPOT INFERIEUR



68V2100-3170

REF. NO.	PART NO. NO. PIECES	DESCRIPTION DESCRIPTION	68V2	68W2	REMARKS REMARQUES
28	90465-08M23	CLAMP BRIDE	2	2	
29	90109-06M80	BOLT BOULON	2	2	
30	68T-12572-00	ADAPTER ADAPTATEUR	1	1	FLUSHING KIT
31	67F-12535-00	PLATE PLAQUE	1	1	FLUSHING KIT
32	90167-06002	SCREW, TAPPING VIS, TETE FRAISEE	2	2	FLUSHING KIT
33	90109-06M86	BOLT BOULON	1	1	FLUSHING KIT
34	6R3-12581-00	JOINT, HOSE 1 JOINT DE TUYAU	1	1	FLUSHING KIT
35	6R3-12582-00	JOINT, HOSE 2 RACCORD DE TUYAU 1	1	1	FLUSHING KIT
36	6R3-12583-00	GASKET, HOSE JOINT JOINT	1	1	FLUSHING KIT
37	68V-24312-00	PIPE 2 DURITE 2	1	1	FLUSHING KIT
38	90465-11M10	CLAMP BRIDE	2	2	FLUSHING KIT
39	61A-42716-00	RUBBER, SEAL 1 JOINT EN CAOUTCHOUC 1	1	1	
40	67F-42741-00-8D	APRON CAPOT LATERAL	1	1	
41	95380-06600	NUT, HEXAGON ECROU	2	2	
42	90159-06M28	SCREW, WITH WASHER VIS, AVEC RONDELLE	2	2	
43	90109-06M80	BOLT BOULON	5	5	
44	90480-13M24	GROMMET PASSE-FIL	5	5	
45	90387-06M43	COLLAR COLLERETTE	5	5	
46	68F-42753-00	FASTNER ATTACHE	1	1	AP
47	90464-20258	CLAMP BRIDE	1	1	AP
48	68V-82377-00	LABEL ETIQUETTE	1	1	
49	6A1-28176-00	LABEL, CAUTION ETIQUETTE, RECOMMANDATION	1	1	
50	6E3-8257H-00	PLATE, MARK PLAQUE, ADHESIF	1	1	

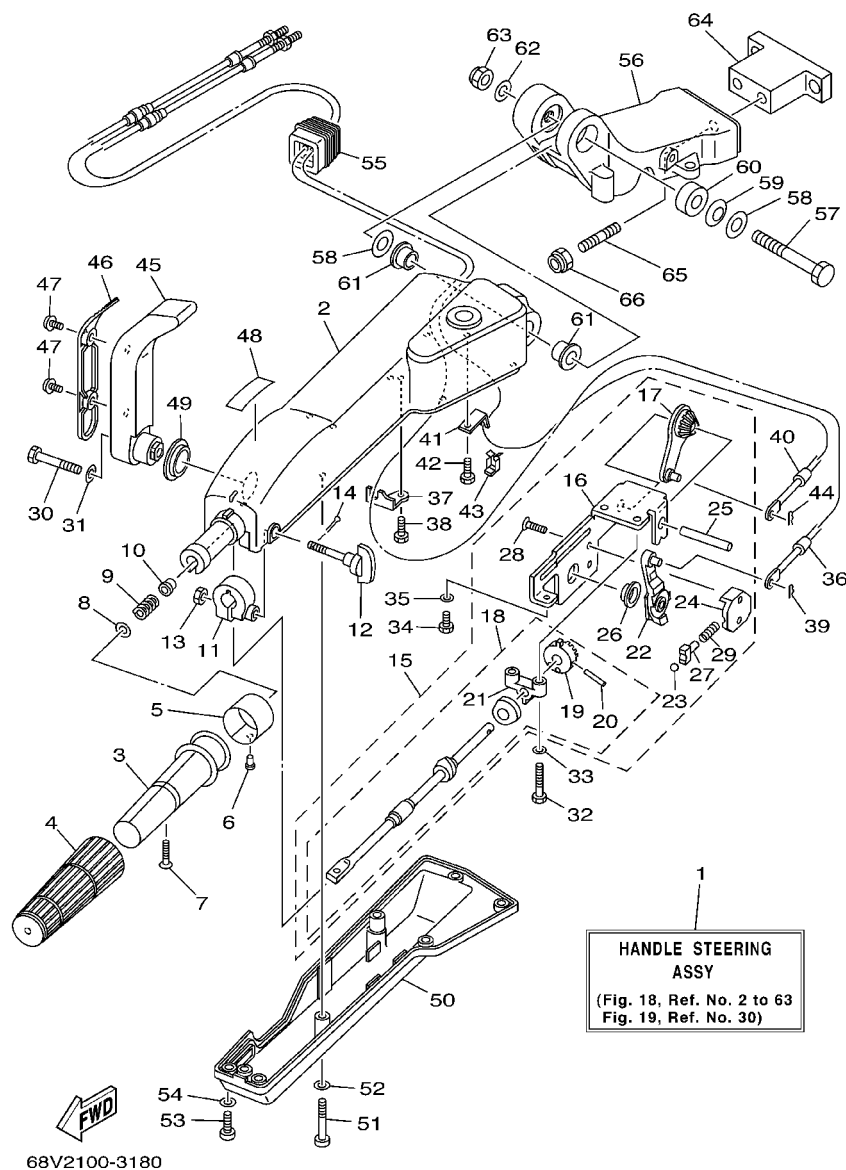


FIG. 18 STEERING 1

DIRECTION 1

REF. NO.	PART NO. NO. PIECES	DESCRIPTION DESCRIPTION	68V2	68W2	REMARKS REMARQUES
1	67G-W0084-12-4D	HANDLE STEERING ASSY BARRE FRANCHE (ENS.)	1		AP
2	67G-42111-00-4D	HANDLE, STEERING POIGNEE	1		
3	664-42119-00	GRIP, STEERING HANDLE POIGNEE, BARRE FRANCHE	1		
4	6G1-42177-00	RUBBER, HANDLE CAOUTCHOUC, POIGNEE	1		
5	6H2-42137-00	INDICATOR, THROTTLE INDICATEUR, ACCELERATION	1		
6	90269-02M09	RIVET RIVET	1		
7	90149-05M13	SCREW VIS	1		
8	92903-10600	WASHER, PLATE RONDELLE, PLATE	1		
9	90501-23215	SPRING, COMPRESSION RESSORT, COMPRESSION	1		
10	90386-08032	BUSH DOUILLE	1		
11	63D-42126-00	FRICITION, STEERING HANDLE GRIP CUVETTE, POIGNEE DE DIRECTION	1		
12	63D-48154-00	KNOB, THROTTLE BOUTON, ACCELERATEUR	1		
13	95380-06600	NUT, HEXAGON ECROU	1		
14	91490-20010	PIN, COTTER GOUPILLE	1		
15	67G-44100-10	SHIFT LINK ASSY MAILLON DE SELECTEUR	1		
16	67G-44104-00	.PLATE COMP. .PLAQUE COMPLET	1		
17	67G-48261-00	.ARM, THROTTLE .BRAS, ACCELERATION	1		
18	67G-42115-10	.SHAFT, STEERING HANDLE .AXE, BARRE FRANCHE	1		
19	650-42152-00-94	..GEAR ..PIGNON	1		
20	91690-30025	..PIN, SPRING ..AGRAFFE	1		
21	67G-42159-00	..STAY ..SUPPORT	1		
22	67G-44113-00	.CAM PLATE, HANDLE .CAME, VERROUILLAGE	1		
23	63D-48236-00	.ROLLER, DETENT .POULIE	1		
24	63D-48119-00	.COVER .COQUILLE	1		
25	67G-42153-00	.SHAFT, THROTTLE CONTROL .AXE, COMMANDE D'ACCELERATION	1		
26	67G-44132-00	.BUSHING .COUSSINET	1		
27	63D-48237-00	.ADAPTOR .ADAPTEUR	1		

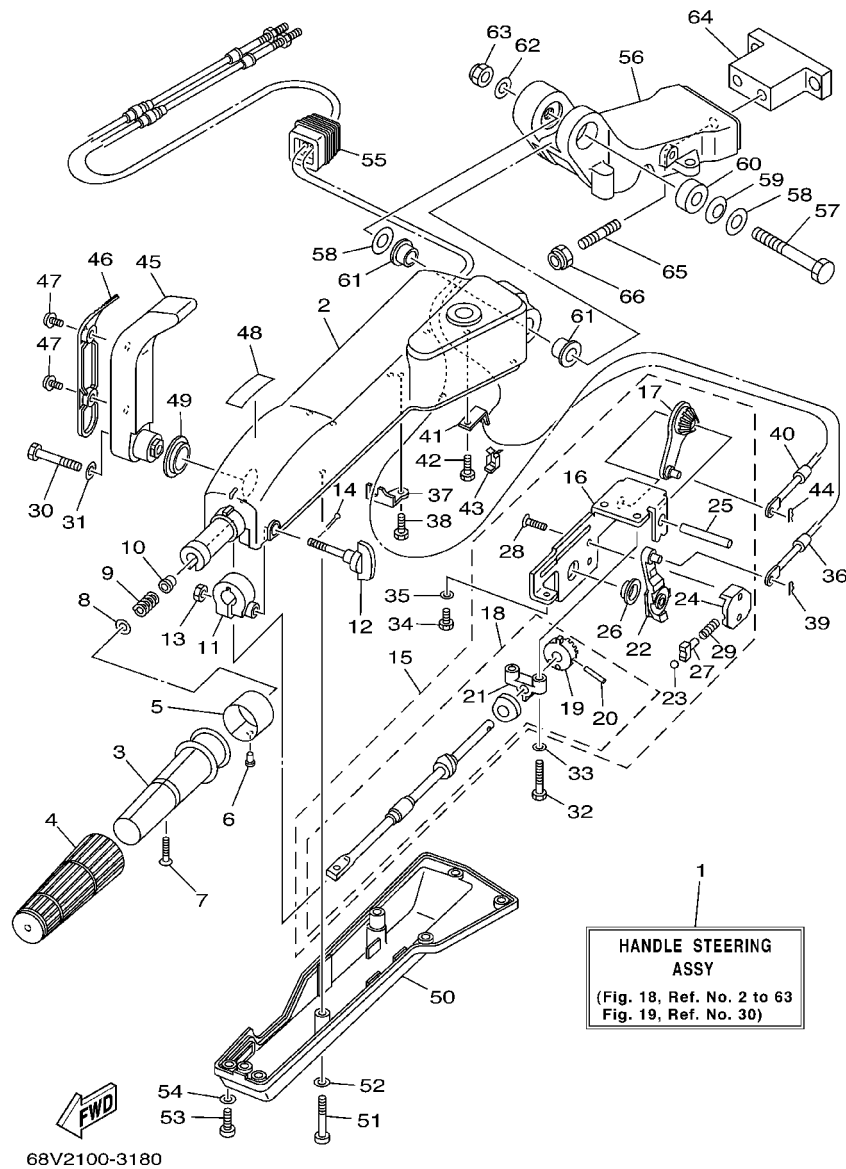
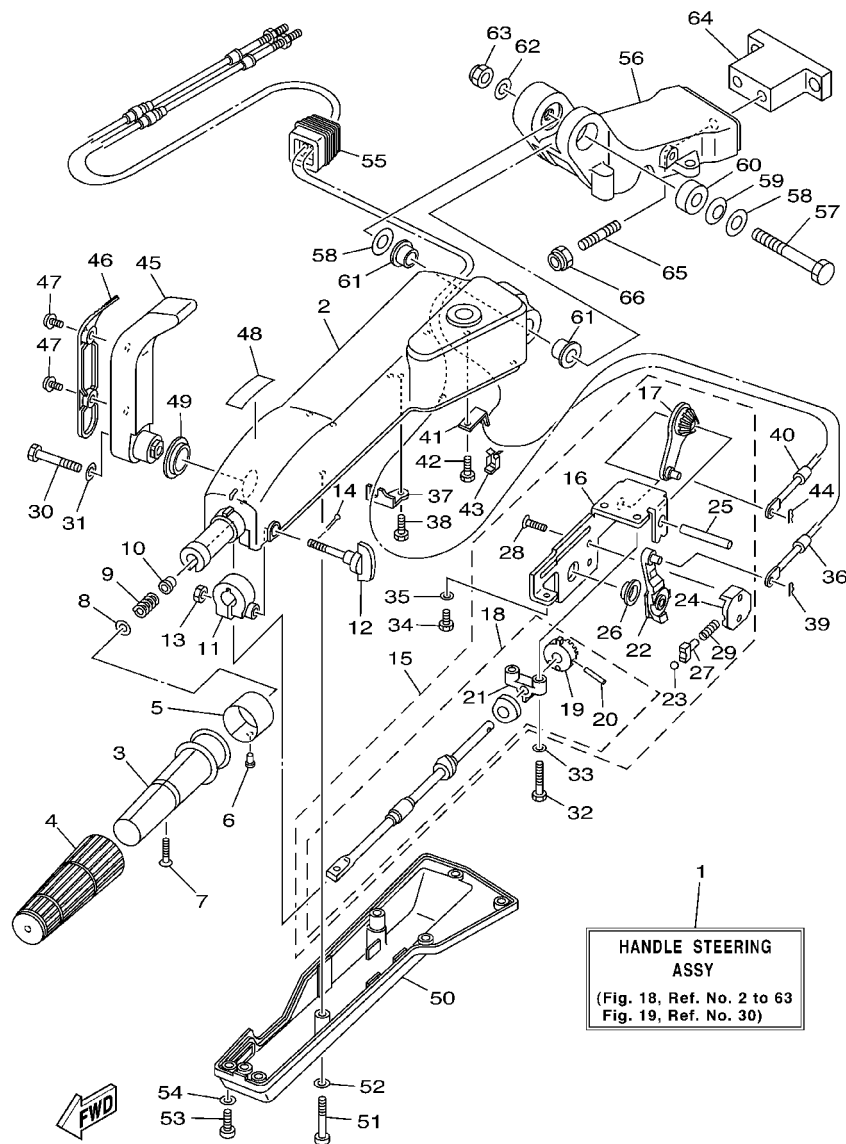


FIG. 18 STEERING 1

DIRECTION 1

REF. NO.	PART NO. NO. PIECES	DESCRIPTION DESCRIPTION	68V2	68W2	REMARKS REMARQUES
28	98785-05014	.SCREW, FLAT HEAD .VIS, TETE PLATE	2		
29	63D-48238-00	.SPRING, DETENT .RESSORT	1		
30	97095-08040	BOLT BOULON	1		
31	92995-08600	WASHER RONDELLE	1		
32	97095-06030	BOLT BOULON	2		
33	92995-06600	WASHER RONDELLE	2		
34	97095-06014	BOLT BOULON	1		
35	92995-06600	WASHER RONDELLE	1		
36	67G-48321-10	CABLE CABLE	1		
37	67G-48531-00	BRACKET, REMOTE CONTROL 1 ETRIER 1, COMMANDE A DISTANCE	1		
38	97095-06014	BOLT BOULON	1		
39	90468-10005	CLIP JONC	1		
40	67G-26301-10	THROTTLE CABLE ASSY CABLE D'ACCELERATEUR	1		
41	66R-48538-00	CLAMP, CABLE 1 COLLIER	1		
42	97095-06014	BOLT BOULON	1		
43	63D-48538-00	CLAMP, CABLE 1 COLLIER	1		
44	90468-10005	CLIP JONC	1		
45	67G-44159-00-4D	HANDLE, GEAR SHIFT POIGNEE, LEVIER D'EMBRAYAGE	1		
46	67G-44173-00	LEVER, SHIFT CONTROL POIGNEE, INVERSION	1		
47	90159-06M18	SCREW, WITH WASHER VIS, AVEC RONDELLE	2		
48	6G8-44191-00	INDICATOR, SHIFT ETIQUETTE, EMBRAYAGE	1		
49	90386-26MA3	BUSH DOUILLE	1		
50	67G-42131-00	COVER, HANDLE STEERING COUVERCLE	1		
51	97885-06040	SCREW, PAN HEAD VIS, A ENCOCHE	2		
52	92995-06600	WASHER RONDELLE	2		
53	97885-06016	SCREW, PAN HEAD VIS, A ENCOCHE	5		
54	92995-06600	WASHER RONDELLE	5		



68V2100-3180

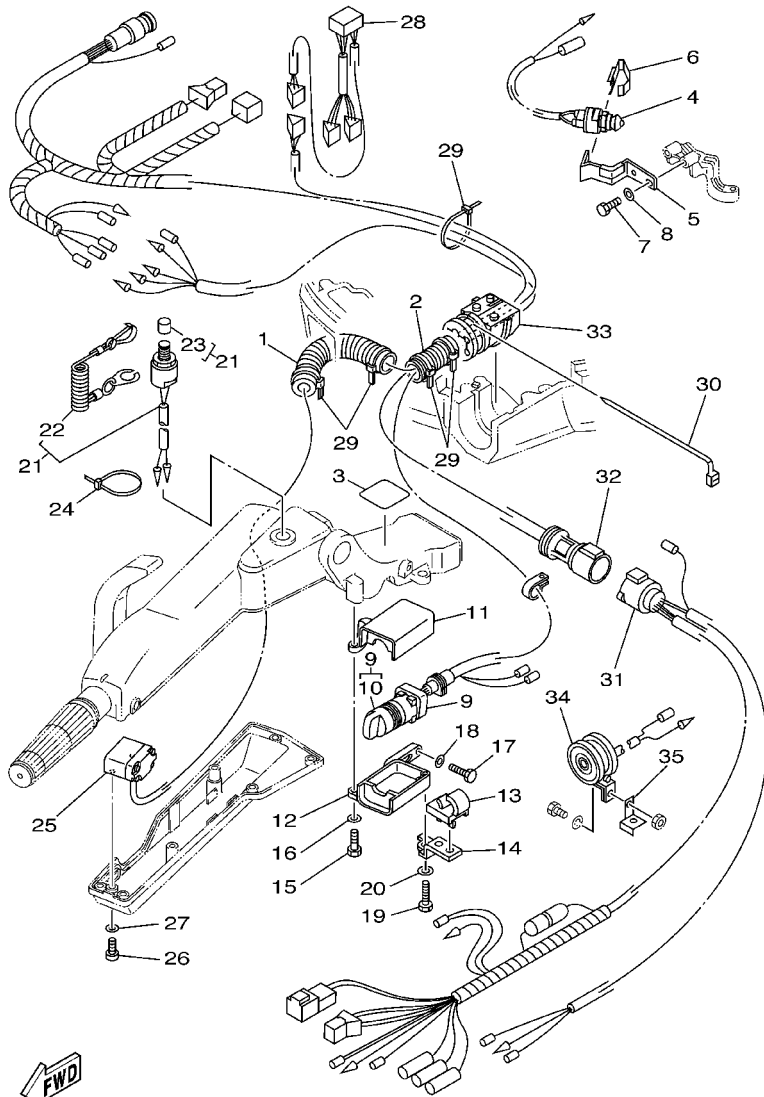
FIG. 18 STEERING 1

DIRECTION 1

REF. NO.	PART NO. NO. PIECES	DESCRIPTION DESCRIPTION	68V2	68W2	REMARKS REMARQUES
55	63D-42725-00	GROMMET PASSE-FIL	1		
56	63D-42121-30-4D	BRACKET SUPPORT	1		
57	90101-12M09	BOLT BOULON	1		
58	92990-12200	WASHER, PLAIN RONDELLE, PLATE	2		
59	90206-12M22	WASHER, WAVE RONDELLE, ONDULEE	1		
60	90387-12M02	COLLAR COLLERETTE	1		
61	90386-12M93	BUSH DOUILLE	2		
62	92990-12600	WASHER, PLATE RONDELLE, PLATE	1		
63	90185-12M12	NUT, SELF-LOCKING ECROU, AUTO-BLOCANT	1		
64	68V-42121-00-4D	BRACKET SUPPORT	1		AP
65	90116-10175	BOLT, STUD GOUJON	2		AP
66	90185-10051	NUT, SELF-LOCKING ECROU, AUTO-BLOCANT	2		AP

FIG. 19 STEERING 2

DIRECTION 2

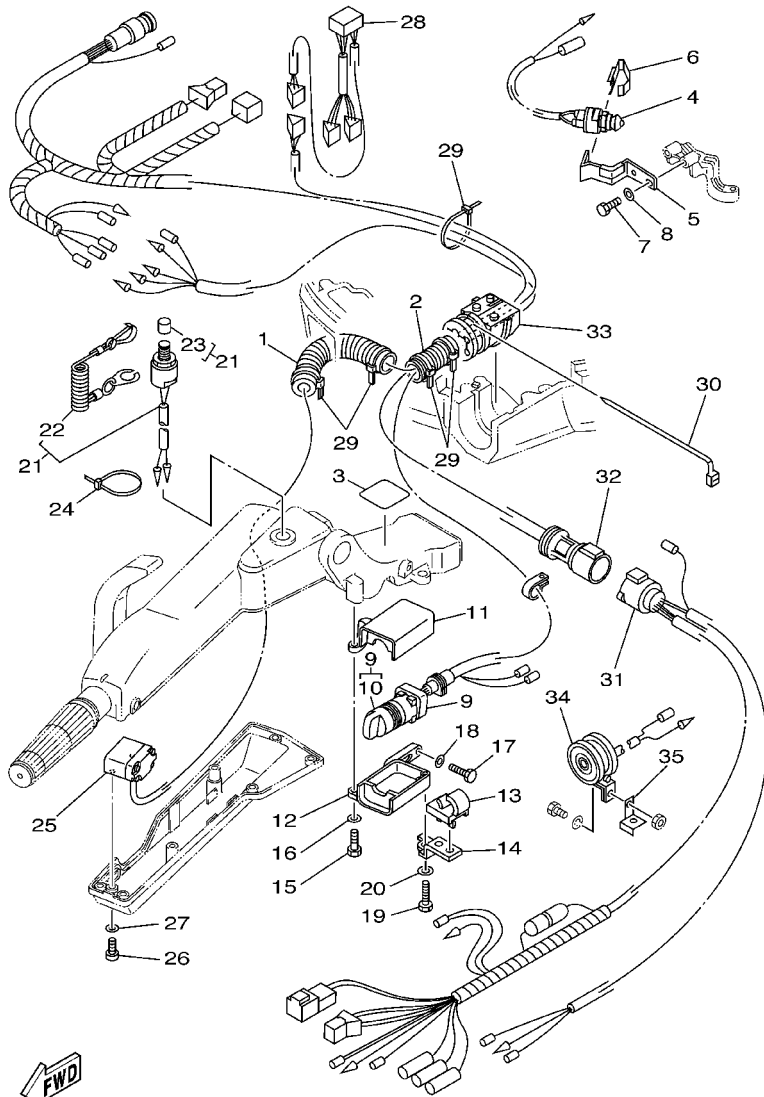


68V2100-3190

REF. NO.	PART NO. NO. PIECES	DESCRIPTION DESCRIPTION	68V2	68W2	REMARKS REMARQUES
1	90446-24M79	HOSE DURITE	1		AP
2	6K3-83557-00	TUBE TUBE	1		AP
3	67G-42735-00	PROTECTOR PROTECTEUR	1		AP
4	688-82540-11	NEUTRAL SWITCH ASSY CONTACTEUR DE POINT-MORT	1		AP
5	67G-82554-01	STAY, NEUTRAL SWITCH SUPPORT, CONT. DE POINT-MORT	1		AP
6	62Y-82555-00	DAMPER, MAIN SWITCH 1 AMORTISSEUR 1, CONTACT A CLEF	1		AP
7	97095-06014	BOLT BOULON	2		AP
8	92995-06600	WASHER RONDELLE	2		AP
9	67G-82510-50	MAIN SWITCH ASSY CONTACTEUR A CLEF COMPLET	1		AP
10	676-82577-00	.CAP, KEY .CABOCHON	1		
11	63D-8252E-01-4D	COVER, MAIN SWITCH COUVERCLE	1		AP
12	63D-8252F-01-4D	COVER, MAIN SWITCH COUVERCLE	1		AP
13	63D-24367-00	CLAMP, FUEL PIPE 2 COLLIER DE DURITE A ESSENCE	1		AP
14	63D-24364-00	STAY SUPPORT	1		AP
15	97095-06025	BOLT BOULON	1		AP
16	92995-06600	WASHER RONDELLE	1		AP
17	97095-06020	BOLT BOULON	1		AP
18	92995-06600	WASHER RONDELLE	1		AP
19	97095-06030	BOLT BOULON	1		AP
20	92995-06600	WASHER RONDELLE	1		AP
21	69W-82575-00	ENGINE STOP SWITCH ASSY COUPE CIRCUIT CPLT	1		AP
22	682-82556-00	.STOPPER .PLAQUETTE	1		
23	689-8257Y-00	.CAP .CHAPEAU	1		
24	90465-13M11	CLAMP BRIDE	1		AP
25	67G-82563-00	TRIM & TILT SWITCH ASSY INCLINER ET PARER COMMUTATEUR	1		AP
26	97885-06016	SCREW, PAN HEAD VIS, A ENCOCHE	2		AP
27	92995-06600	WASHER RONDELLE	2		AP

FIG. 19 STEERING 2

DIRECTION 2

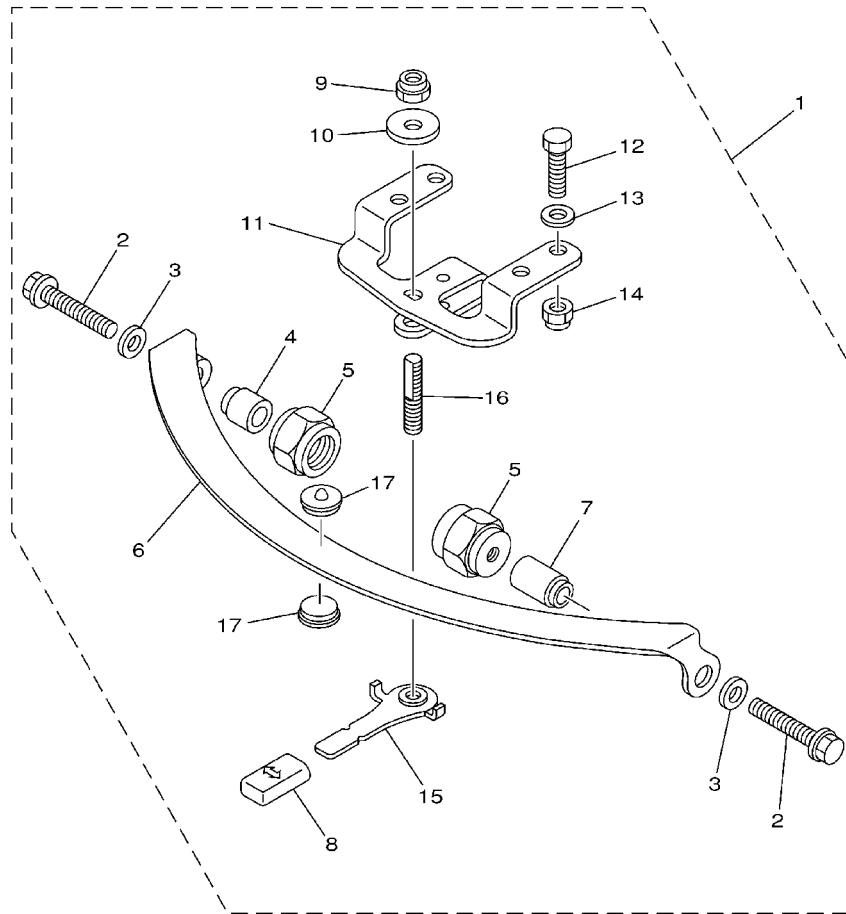


68V2100-3190

REF. NO.	PART NO. NO. PIECES	DESCRIPTION DESCRIPTION	68V2	68W2		REMARKS REMARQUES
28	63D-83728-00	CONNECTOR ASSY CONNEXION COMPLET	1			AP
29	90465-13M24	CLAMP BRIDE	5			AP
30	90465-13M30	CLAMP BRIDE	1			AP
31	6H5-83553-11	WIRE, LEAD FIL	1			AP
32	63D-82586-00	EXTENSION, WIRE HARNESS EXTENSION, FAISCEAU DE FILS	1			AP
33	67G-42725-00	GROMMET PASSE-FIL	1			AP
34	688-83383-11	BUZZER RONFLEUR	1			AP
35	6H5-83386-00	STAY, BUZZER SUPPOR, RONFLEUR	1			AP
<hr/>						
<hr/>						
<hr/>						
<hr/>						
<hr/>						
<hr/>						
<hr/>						
<hr/>						
<hr/>						
<hr/>						

FIG. 20 STEERING FRICTION

CUVETTE, POIGNEE DE DIRECTION

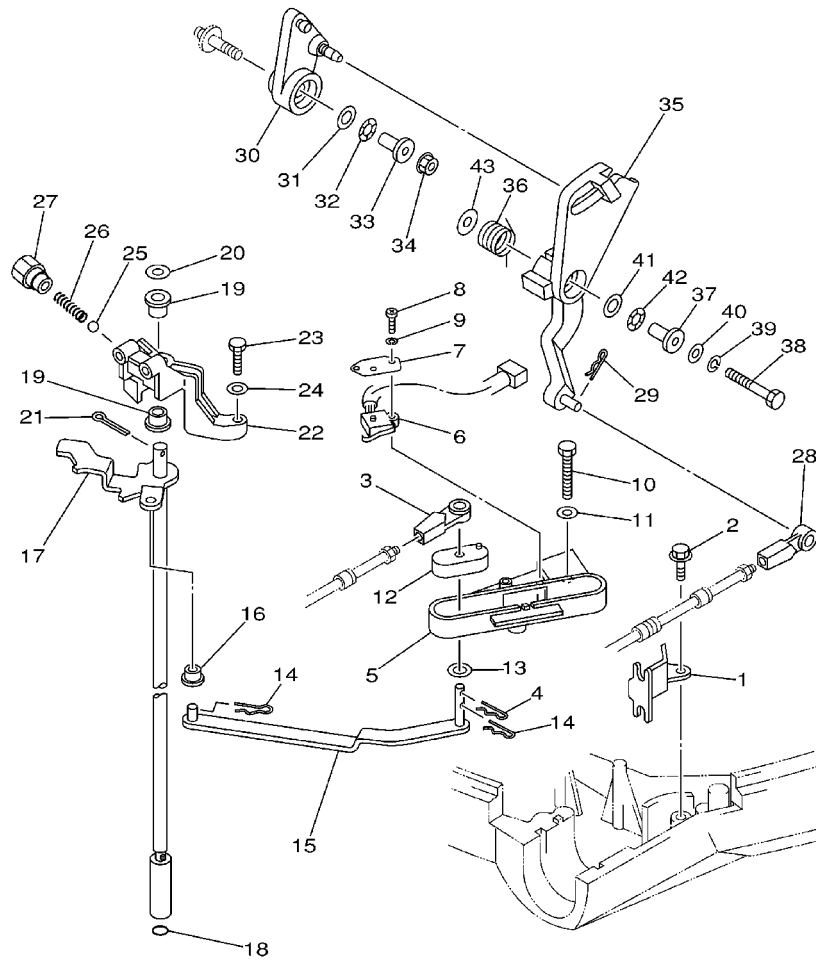


67F1100-2200

REF. NO.	PART NO. NO. PIECES	DESCRIPTION DESCRIPTION	68V2	68W2	REMARKS REMARQUES
1	67G-42508-00	STEERING FRICTION ASSY DIRECTION FRICTION (ENS.)	1		AP
2	90119-08M74	.BOLT, WITH WASHER .BOULON, AVEC RONDELLE	2		
3	90201-08M01	.WASHER, PLATE .RONDELLE, PLATE	2		
4	67G-42541-00	.DAMPER .AMORTISSEUR	1		
5	67G-42546-00	.NUT .ECROU	2		
6	63D-42527-00	.PLATE, FRICTION .PLAQUE, FRICTION	1		
7	67G-42541-10	.DAMPER .AMORTISSEUR	1		
8	682-43318-01	.COVER .CAPUCHON	1		
9	90185-10M14	.NUT, SELF-LOCKING .ECROU, AUTO-BLOCANT	1		
10	90201-10M76	.WASHER, PLATE .RONDELLE, PLATE	1		
11	67G-42526-00	.PLATE, FRICTION .PLAQUE, FRICTION	1		
12	97095-08025	.BOLT .BOULON	2		
13	92995-08600	.WASHER .RONDELLE	2		
14	90185-08057	.NUT, SELF-LOCKING .ECROU, AUTO-BLOCANT	2		
15	67G-42561-00	.KNOB, STEERING LOCK .BOUTON	1		
16	67G-42562-00	.SHAFT, STEERING LOCK .ARBRE, ANTIVOL DE DIRECTION	1		
17	63D-42528-00	.PLATE, FRICTION .PLAQUE, FRICTION	2		

FIG. 21 CONTROL

COMMANDE

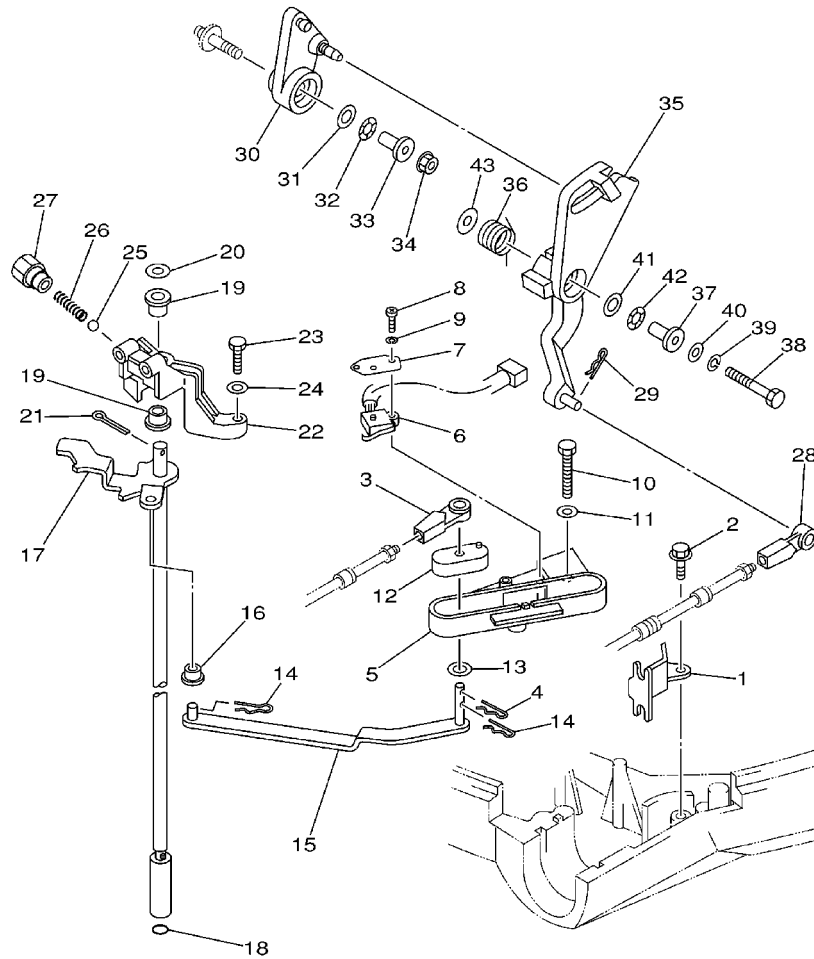


FWD
68V0010-1200

REF. NO.	PART NO. NO. PIECES	DESCRIPTION DESCRIPTION	68V2	68W2	REMARKS REMARQUES
1	67F-48538-00	CLAMP, CABLE 1	1	1	
2	90109-06M86	BOLT COLLIER	1	1	
3	663-48344-00	BOLON	1	1	
4	90468-18008	CABLE END, REMOTE CONTROL	1	1	
5	90468-18008	CHAPE CABLE	1	1	
6	68V-44117-00	CLIP	1	1	
7	68V-44117-00	JONC	1	1	
8	68V-44117-00	BRACKET SUPPORT	1	1	
9	68F-8259F-00	SWITCH ASSY	1	1	
10	61A-82588-01	COMMUTATEUR	1	1	
11	61A-82588-01	PLATE PLAQUE	1	1	
12	97885-04016	SCREW, PAN HEAD	2	2	
13	92995-04100	VIS, A ENCOCHE	2	2	
14	92995-04100	WASHER RONDELLE	2	2	
15	97095-06040	BOLT BOULON	2	2	
16	92995-06600	WASHER RONDELLE	2	2	
17	68V-44122-01	BUSHING, SHIFT ROD LEVER	1	1	
18	90202-07M07	DOUILLE, LEVIER D'EMBRAYAGE	1	1	
19	90468-18008	WASHER, PLATE	1	1	
20	90468-18008	RONDELLE, PLATE	2	2	
21	68V-44121-00	CLIP	2	2	
22	68V-44121-00	JONC	1	1	
23	68V-44121-00	LEVER, SHIFT ROD	1	1	
24	68V-44121-00	LEVIER, TIGE D'INVERSION	1	1	
25	90386-06M12	BUSH DOUILLE	1	1	
26	68V-44120-10	HANDLE GEAR SHIFT ASSY	1		L
27	68V-44120-30	LEVIER D'EMBRAYAGE	1	1	X
28	68V-44120-30	HANDLE GEAR SHIFT ASSY	1	1	
29	68V-44120-30	LEVIER D'EMBRAYAGE	1	1	
30	93210-09165	O-RING	1	1	
31	93210-09165	JOINT TORIQUE	1	1	
32	90386-90M90	BUSH DOUILLE	2	2	
33	90201-09M02	WASHER, PLATE	1	1	
34	90201-09M02	RONDELLE, PLATE	1	1	
35	91490-20015	PIN, COTTER	1	1	
36	91490-20015	GOUVILLE	1	1	
37	68V-44118-00	BRACKET SUPPORT	1	1	
38	97075-06025	BOLT BOULON	2	2	
39	92995-06600	WASHER RONDELLE	2	2	
40	92995-06600	WASHER RONDELLE	2	2	
41	93501-04M02	BALL BILLE	1	1	
42	90501-12082	SPRING, COMPRESSION	1	1	
43	90501-12082	RESSORT, COMPRESSION	1	1	

FIG. 21 CONTROL

COMMANDE



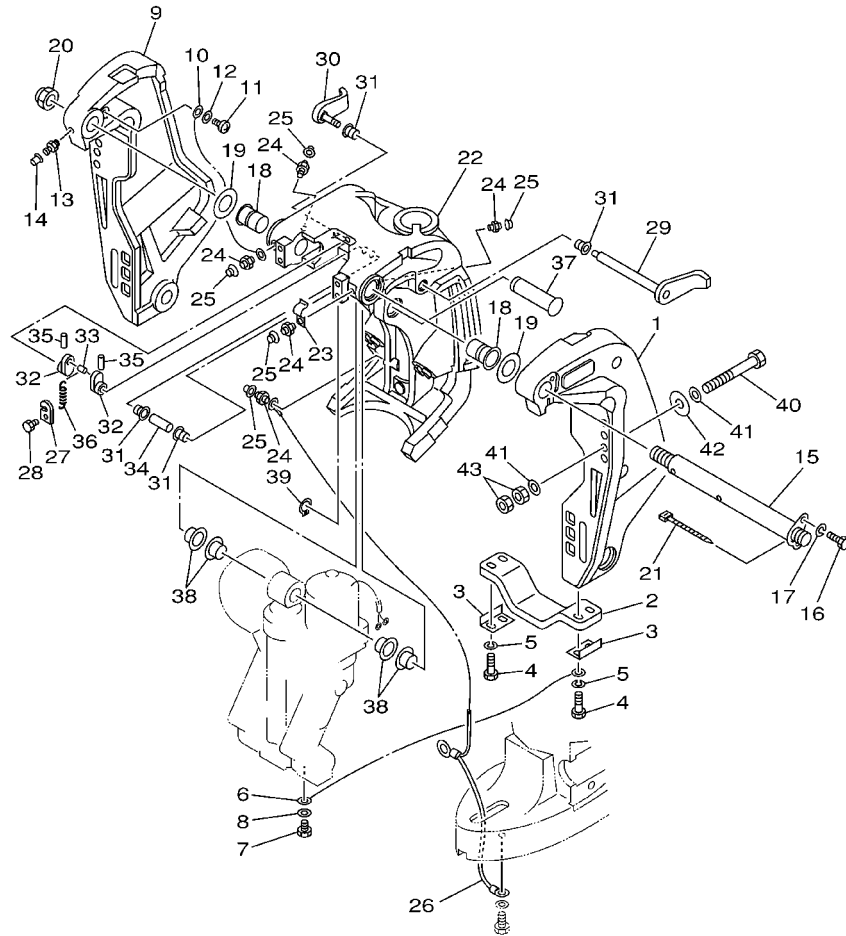
REF. NO.	PART NO. NO. PIECES	DESCRIPTION DESCRIPTION	68V2	68W2	REMARKS REMARQUES
27	648-42715-00	BUSHING COUSSINET	1	1	
28	663-48344-00	CABLE END, REMOTE CONTROL CHAPE CABLE	1	1	
29	90468-18008	CLIP JONC	1	1	
30	68V-42157-00	LEVER, THROTTLE LEVIER DE AVANCE	1	1	
31	90201-10M02	WASHER, PLATE RONDELLE, PLATE	1	1	
32	90206-10M04	WASHER, WAVE RONDELLE, ONDULEE	1	1	
33	90387-06M21	COLLAR COLLERETTE	1	1	
34	90179-06M28	NUT ECROU	1	1	
35	68V-42154-00	LEVER, THROTTLE CONTROL LEVIER DE COMMANDE D'AVANCE	1	1	
36	67F-44135-00	SPRING RESSORT	1	1	
37	90387-06M21	COLLAR COLLERETTE	1	1	
38	97095-06035	BOLT BOULON	1	1	
39	92995-06100	WASHER, SPRING RONDELLE, GROWER	1	1	
40	92995-06600	WASHER RONDELLE	1	1	
41	90201-10M02	WASHER, PLATE RONDELLE, PLATE	1	1	
42	90206-10M04	WASHER, WAVE RONDELLE, ONDULEE	1	1	
43	90201-06M31	WASHER, PLATE RONDELLE, PLATE	1	1	



68V0010-1200

FIG. 22 BRACKET 1

SUPPORT 1

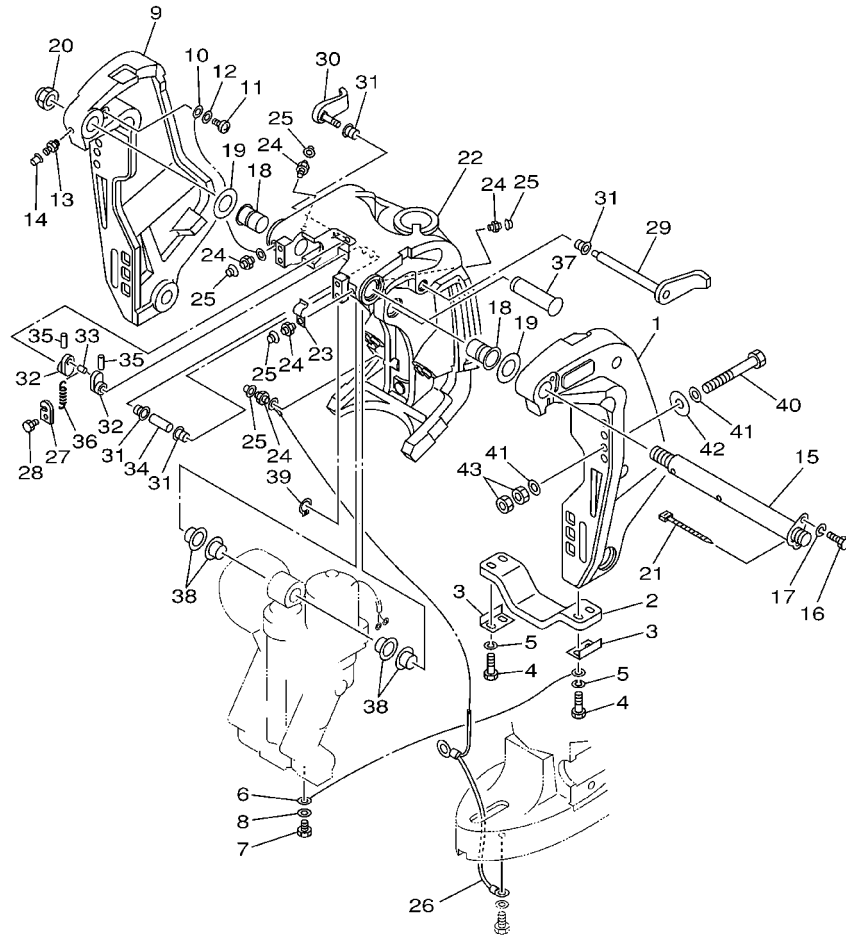


68V0010-0210

REF. NO.	PART NO. NO. PIECES	DESCRIPTION DESCRIPTION	68V2	68W2	REMARKS REMARQUES
1	68V-43111-01-8D	BRACKET, CLAMP PRESSE	1	1	
2	6G5-45251-02	ANODE ANODE	1	1	
3	6G5-44526-00	PLATE PLAQUE	2	2	
4	97095-06030	BOLT BOULON	4	4	
5	92995-06100	WASHER, SPRING RONDELLE, GROWER	4	4	
6	6E5-82148-00	WIRE, LEAD 4 FIL 4	1	1	
7	97095-06010	BOLT BOULON	1	1	
8	92995-06600	WASHER RONDELLE	1	1	
9	68V-43112-01-8D	BRACKET, CLAMP PRESSE	1	1	
10	6E5-82148-00	WIRE, LEAD 4 FIL 4	1	1	
11	97880-06012	SCREW, PAN HEAD VIS, TETE TRONCONIQUE	1	1	
12	92990-06600	WASHER, PLATE RONDELLE, PLATE	1	1	
13	93700-06M03	NIPPLE, GREASE PION	1	1	
14	663-45119-00	CAP, GREASE NIPPLE CAPUCHON, GRAISSEUR	1	1	AP
15	64E-43131-01	BOLT, CLAMP BRACKET BOULON, PRESSE	1	1	
16	97095-08020	BOLT BOULON	1	1	
17	92995-08100	WASHER RONDELLE	1	1	
18	90386-25M31	BUSH DOUILLE	2	2	
19	90201-26M59	WASHER, PLATE RONDELLE, PLATE	2	2	
20	90185-22M11	NUT, SELF-LOCKING ECROU, AUTO-BLOCANT	1	1	
21	90465-11M10	CLAMP BRIDE	1	1	
22	64E-43311-10-8D	BRACKET, SWIVEL 1 SUPPORT, PIVOT 1	1		L
	64E-43311-20-8D	BRACKET, SWIVEL 1 SUPPORT, PIVOT 1	1	1	X
23	90465-08M63	CLAMP BRIDE	1	1	
24	93700-06M03	NIPPLE, GREASE PION	5	5	
25	663-45119-00	CAP, GREASE NIPPLE CAPUCHON, GRAISSEUR	5	5	AP
26	66K-82149-00	WIRE, LEAD 3 FIL 3	1		L

FIG. 22 BRACKET 1

SUPPORT 1



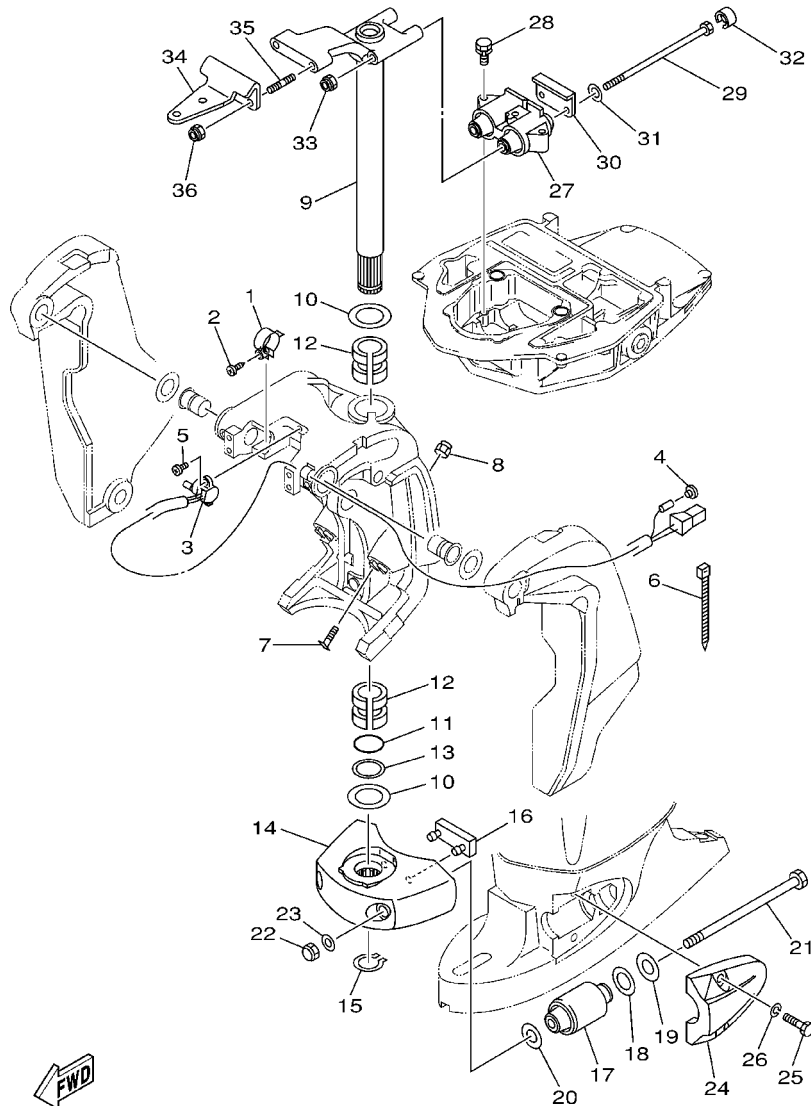
REF. NO.	PART NO. NO. PIECES	DESCRIPTION DESCRIPTION	68V2	68W2	REMARKS REMARQUES
26	68V-82149-30	WIRE, LEAD 3 FIL 3	1	1	X
27	66T-43144-00	HOOK, SPRING CROCHET	1	1	
28	97095-06010	BOLT BOULON	1	1	
29	6G5-43181-02	LEVER, TILT STOP LEVIER, VERROUILLAGE RELEVAGE	1	1	
30	6G5-43185-02	LEVER, TILT STOP LEVIER, VERROUILLAGE RELEVAGE	1	1	
31	90386-10M16	BUSH DOUILLE	4	4	
32	6G5-43148-00	COLLAR, DISTANCE ENTRETOISE	2	2	
33	90249-06M19	PIN GOUILLE	1	1	
34	90387-10M05	COLLAR COLLERETTE	1	1	
35	91690-30020	PIN, SPRING AGRAFFE	2	2	
36	90506-14M24	SPRING, TENSION RESSORT, TENSION	1	1	
37	64E-43126-00	PIN, UPPER SHOCK MOUNT AXE, SUPERIEUR AMORTISSEUR	1	1	
38	90386-22M98	BUSH DOUILLE	4	4	
39	93410-22M11	CIRCLIP CLIPS	1	1	
40	90101-12M05	BOLT (L:130MM) BOULON (L:130MM)	4	4	
41	90201-13M01	WASHER, PLATE RONDELLE, PLATE	8	8	
42	90201-12M05	WASHER, PLATE RONDELLE, PLATE	4	4	
43	95380-12600	NUT ECROU	8	8	



68V0010-0210

FIG. 23 BRACKET 2

SUPPORT 2

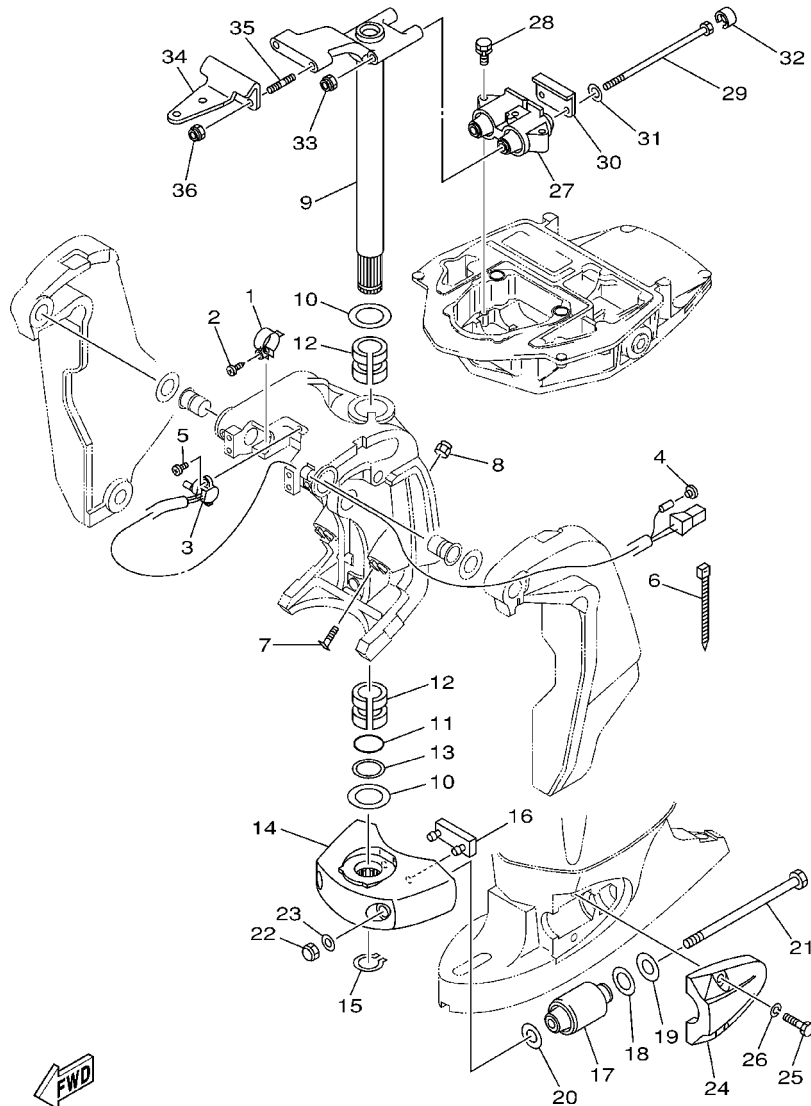


68V0010-0220

REF. NO.	PART NO. NO. PIECES	DESCRIPTION DESCRIPTION	68V2	68W2	REMARKS REMARQUES
1	64E-43139-02	CAM, TRIM SENDER VILEBREQUIN TRUM	1	1	
2	97780-60525	SCREW, TAPPING VIS, TETE BOMBEE	1	1	
3	64E-83672-02	TRIM SENDER INCLINER RACCORD	1	1	
4	703-82119-00	COVER, LEAD WIRE GARNITURE, FIL	1	1	
5	97885-06016	SCREW, PAN HEAD VIS, A ENCOCHE	2	2	
6	90465-11M10	CLAMP BRIDE	3	3	
7	61A-43376-00	BOLT, THRUST RECEIVER BOULON	2	2	
8	95780-10300	NUT, FLANGE ECROU	2	2	
9	68V-42510-10-8D	STEERING BRACKET ASSY DIRECTION SUPPORT (ENS.)	1		L
	68V-42510-30-8D	STEERING BRACKET ASSY DIRECTION SUPPORT.(ENS.)	1	1	X
10	90201-38M60	WASHER, PLATE RONDELLE, PLATE	2	2	
11	93210-37MH7	O-RING JOINT TORIQUE	1	1	
12	90386-38M32	BUSH DOUILLE	2	2	
13	90202-40M47	WASHER, PLATE RONDELLE, PLATE	1	1	
14	68V-44551-00-8D	HOUSING, LOWER MOUNT RUBBER BOITIER, SILENT-BLOC INFERIEUR	1	1	
15	93410-37M04	CIRCLIP CLIPS	1	1	
16	61A-44575-00	DAMPER, LOWER MOUNT RUBBER SILENT-BLOC, INFERIEUR	1	1	
17	61A-44555-01-94	MOUNT DAMPER, LOWER SIDE SILENT-BLOC, INFERIEUR LATERAL	2	2	
18	90202-32M19	WASHER, PLATE RONDELLE, PLATE	2	2	
19	90201-16M55	WASHER, PLATE RONDELLE, PLATE	2	2	
20	90201-15M58	WASHER, PLATE RONDELLE, PLATE	2	2	
21	90109-14MA7	BOLT BOULON	2	2	
22	95380-14600	NUT ECROU	2	2	
23	92995-14600	WASHER RONDELLE	2	2	
24	68V-44553-00-8D	COVER, LOWER MOUNT COUVERCLE, SUSPENSION INFERIEUR	2	2	
25	97075-10040	BOLT BOULON	4	4	
26	92995-10100	WASHER RONDELLE	4	4	

FIG. 23 BRACKET 2

SUPPORT 2

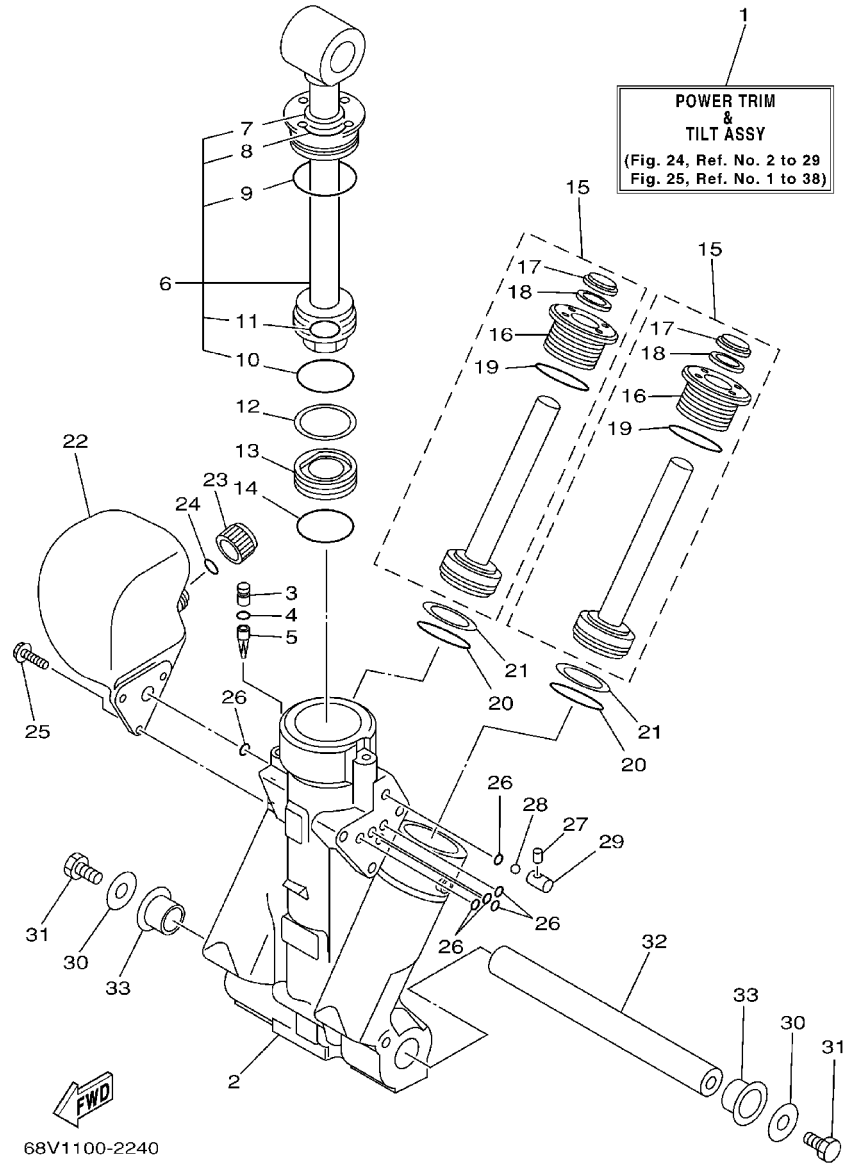


REF. NO.	PART NO. NO. PIECES	DESCRIPTION DESCRIPTION	68V2	68W2	REMARKS REMARQUES
27	67F-44514-00-94	MOUNT DAMPER, UPPER SIDE SILENT-BLOC, SUPERIEUR LATERAL	1	1	
28	97575-08445	BOLT, WITH WASHER VIS HEXAGONAL AVC RONDELLE	3	3	
29	90109-12M37	BOLT BOULON	2	2	
30	67F-44526-00	PLATE PLAQUE	1	1	
31	90201-12M09	WASHER, PLATE RONDELLE, PLATE	2	2	
32	67F-44533-00	DAMPER, UPPER MOUNT RUBBER COUVERCLE, SUSPENSION INFERIEU	2	2	
33	90185-12M12	NUT, SELF-LOCKING ECROU, AUTO-BLOCANT	2	2	
34	68V-48511-00-8D	HOOK, STEERING ATTACHE, DIRECTION	1	1	
35	90116-10175	BOLT, STUD GOUJON	2	2	
36	90185-10051	NUT, SELF-LOCKING ECROU, AUTO-BLOCANT	2	2	



68V0010-0220

FIG. 24 POWER TRIM & TILT ASSY 1 PUISSANCE PARER ET INCLINER 1



REF. NO.	PART NO. NO. PIECES	DESCRIPTION DESCRIPTION	68V2	68W2	REMARKS REMARQUES
1	68V-43800-01-4D	POWER TRIM & TILT ASSY PUISSANCE PARER ET INCLINER (E	1	1	
2	64E-43825-01	HOUSING, TRIM & TILT CARTER	1	1	
3	64E-4388J-00	PLUG 2 BOUCHON 2	1	1	
4	93210-10M74	O-RING JOINT TORIQUE	1	1	
5	64E-43817-00	FILTER 2 FILTRE 2	1	1	
6	64E-43810-00	TILT PISTON SUB ASSY INCLINER PISTON AUXILIAIRE(ENS	1	1	
7	64E-43898-00	.SEAL ,DUST 2 .JOINT ANTI-PUSSIERE	1	1	
8	64E-43867-00	.O-RING .JOINT TORIQUE	1	1	
9	64E-43866-00	.O-RING .JOINT TORIQUE	1	1	
10	6E5-43862-00	.O-RING .JOINT TORIQUE	1	1	
11	64E-43883-00	.O-RING .JOINT TORIQUE	1	1	
12	6E5-43872-00	RING, BACK UP RESSORT	1	1	
13	6E5-43814-02	PISTON, FREE PISTON	1	1	
14	6E5-43862-00	O-RING JOINT TORIQUE	1	1	
15	64E-43820-00	TRIM PISTON SUB ASSY PARER PISTON AUXILIAIRE (ENS.)	2	2	
16	64E-43821-00	.SCREW, TRIM CYLINDER END .VIS	1	1	
17	64E-43822-00	.SEAL, TRIM DUST .JOINT	1	1	
18	64E-4384J-00	.SEAL, TRIM DOWN .JOINT	1	1	
19	6G5-43864-00	.O-RING .JOINT TORIQUE	1	1	
20	6E5-43864-00	O-RING JOINT TORIQUE	2	2	
21	6E5-43874-01	RING, BACK UP RESSORT	2	2	
22	64E-43828-00	BODY, RESERVOIR CORPS	1	1	
23	64E-43829-00	PLUG, RESERVOIR BOUCHON	1	1	
24	64E-43897-00	O-RING JOINT TORIQUE	1	1	
25	64E-4388E-00	BOLT ,SCREW (L:14MM) VIS (L:14MM)	3	3	
26	64E-43869-00	O-RING JOINT TORIQUE	6	6	
27	64E-4381G-00	PIN COUPILL	1	1	

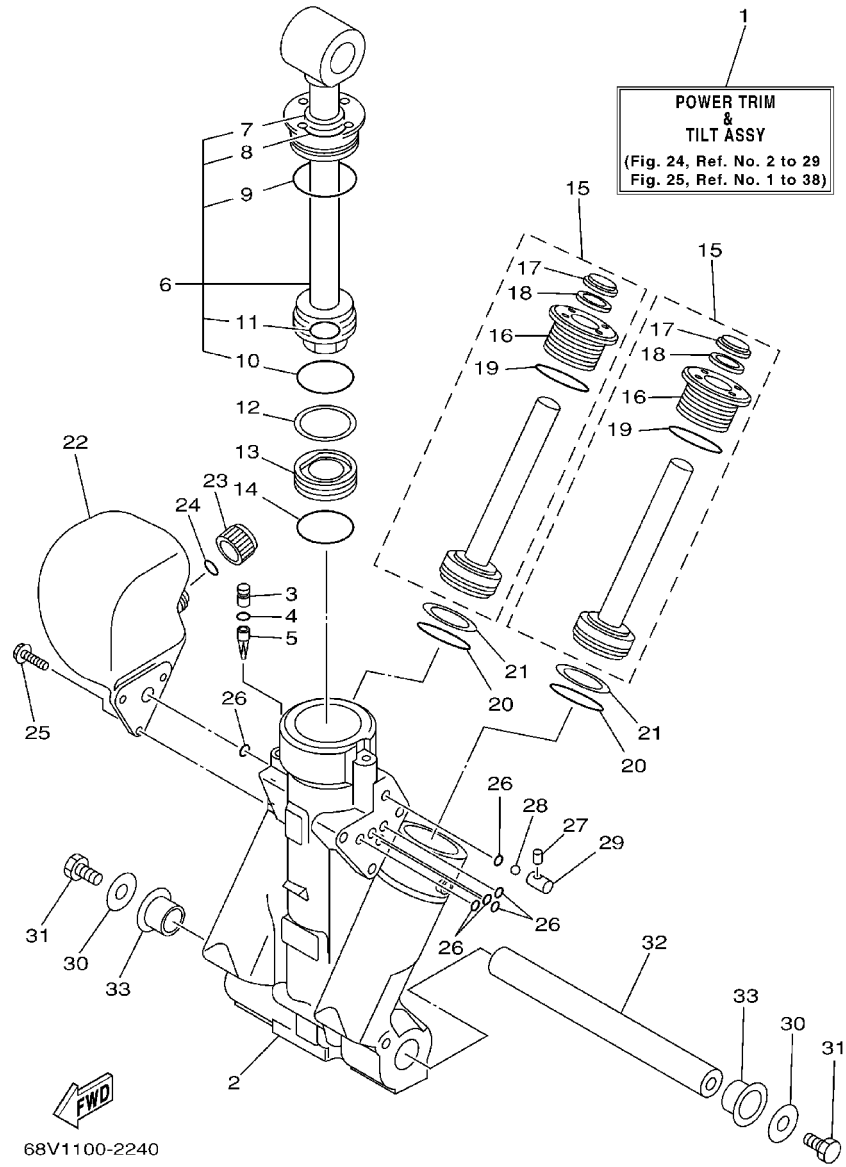
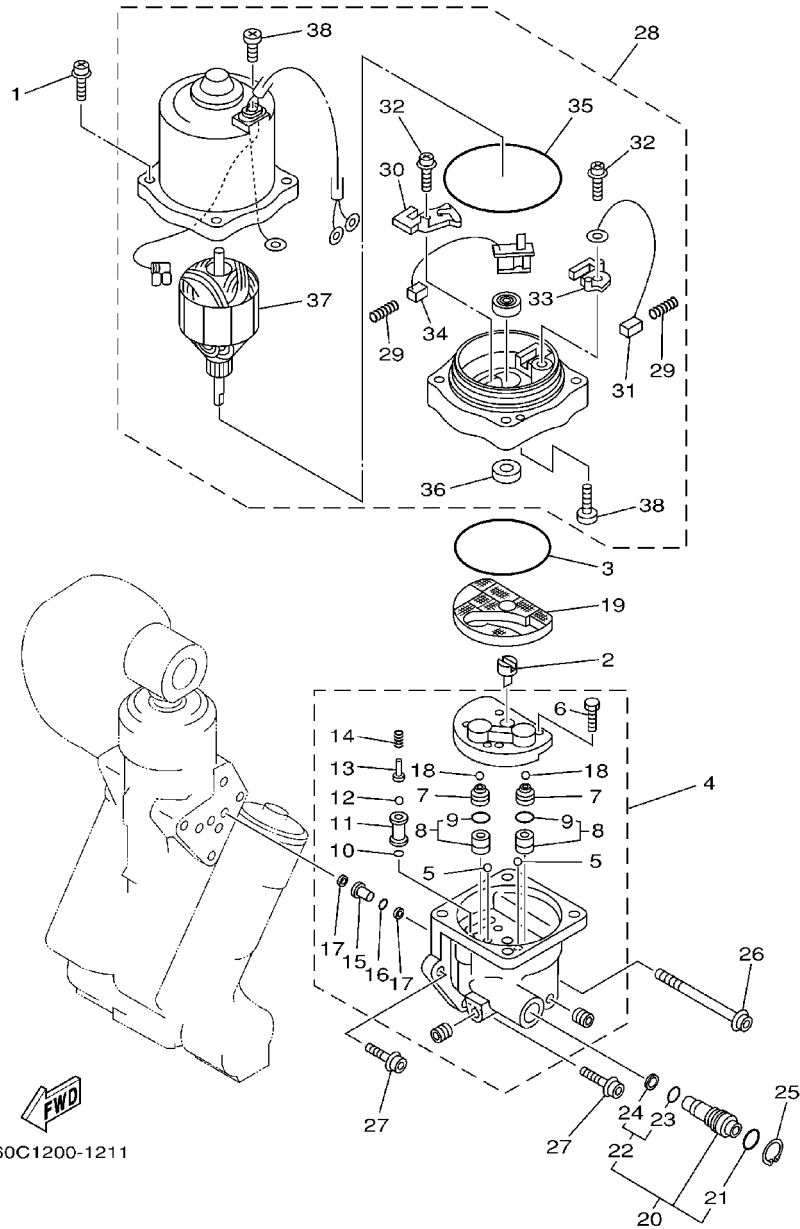


FIG. 24 POWER TRIM & TILT ASSY 1 PUISSANCE PARER ET INCLINER 1

REF. NO.	PART NO. NO. PIECES	DESCRIPTION DESCRIPTION	68V2	68W2	REMARKS REMARQUES
28	6E5-43858-00	BALL BILLE	1	1	
29	64E-4382G-00	VALVE, SEAT JEU DE POINTEAUX	1	1	
30	90201-08M14	WASHER, PLATE RONDELLE, PLATE	2	2	
31	97080-08016	BOLT BOULON	2	2	
32	64E-43818-01	PIN, LOWER SHOCK MOUNT AXE, INFERIEUR AMORTISSEUR	1	1	
33	90386-22M98	BUSH DOUILLE	2	2	

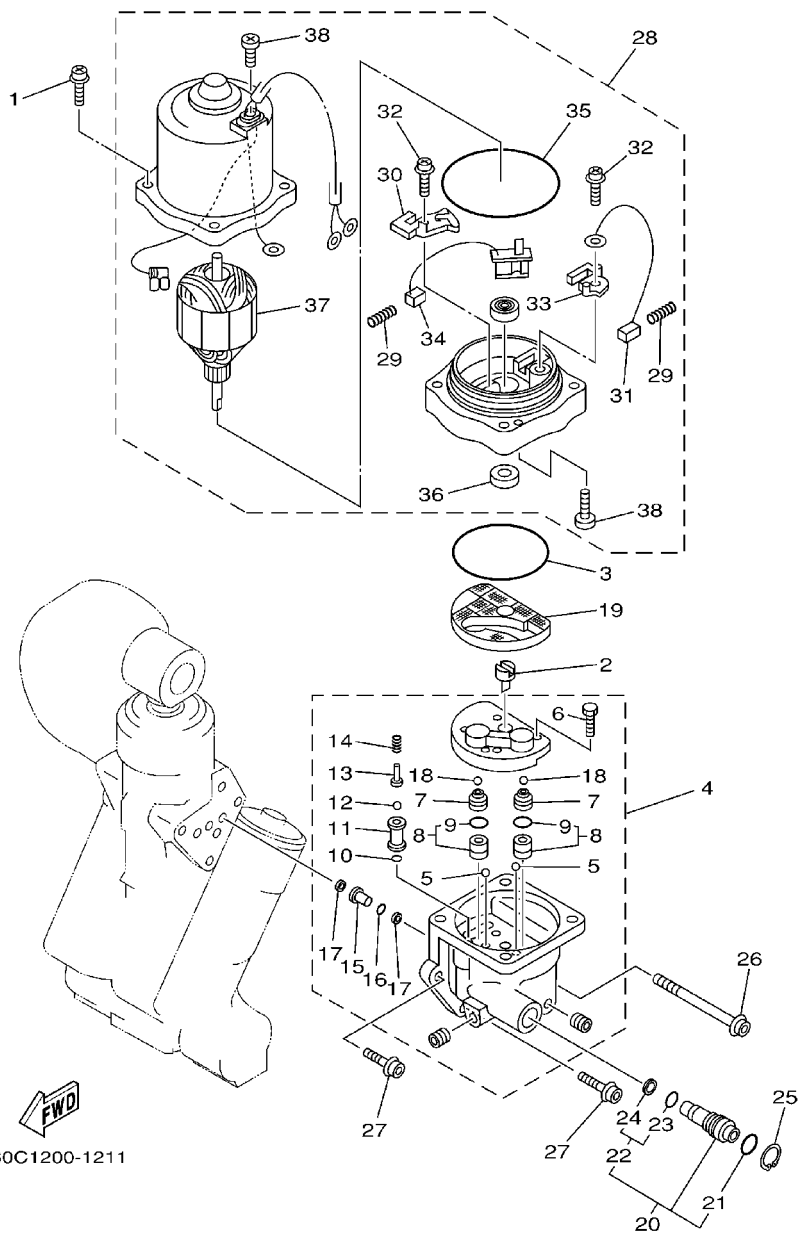
FIG. 25 POWER TRIM & TILT ASSY 2 PUISSANCE PARER ET INCLINER 2



60C1200-1211

REF. NO.	PART NO. NO. PIECES	DESCRIPTION DESCRIPTION	68V2	68W2		REMARKS REMARQUES
1	64E-4388E-10	BOLT ,SCREW (L:34.7MM) .VIS (L:34.7MM)	4	4		
2	64E-43831-00	CONNECTOR, SHAFT RACCORD	1	1		
3	64E-43868-00	O-RING JOINT TORIQUE	1	1		
4	68V-43830-00	GEAR PUMP ASSY POMPE A PIGNON (ENS.)	1	1		
5	72X-43858-00	.BALL .BILLE	2	2		
6	64E-43843-00	.SCREW, VALVE LOCK .VIS	4	4		
7	64E-43841-00	.PISTON, SHUTTLE .PISTON	2	2		
8	64E-43802-00	.VALVE SUB ASSY .CLAPET AUXILIAIRE (ENS.)	2	2		
9	6E5-43896-00	..O-RING ..JOINT TORIQUE	1	1		
10	6G5-43863-00	.O-RING .JOINT TORIQUE	1	1		
11	66Y-43851-00	.SEAT, RELIEF VALVE .SIEGE	1	1		
12	64E-43858-00	BALL .BILLE	1	1		
13	64E-43859-00	.PIN, VALVE SUPPORT .GOUPILLE	1	1		
14	68V-43855-00	.SPRING, UP RELIEF .RESSORT	1	1		
15	64E-43850-00	.VALVE SUB ASSY .CLAPET AUXILIAIRE (ENS.)	1	1		
16	64E-43865-00	.O-RING .JOINT TORIQUE	1	1		
17	64E-43816-00	.FILTER 1 .FILTRE 1	2	2		
18	64E-43858-00	.BALL .BILLE	2	2		
19	64E-43817-10	FILTER 2 FILTRE 2	1	1		
20	64E-43860-00	MANUAL VALVE SUB-ASSY SOUPAPE, MANUEL (ENS.)	1	1		
21	72X-85075-L0	.O-RING .JOINT TORIQUE	1	1		
22	64E-43827-00	.RING SET .BILLE	1	1		
23	64E-4387A-00	..O-RING ..JOINT TORIQUE	1	1		
24	64E-43873-00	..RING, BACK UP ..RESSORT	1	1		
25	64E-43875-00	RING, SNAP RESSORT	1	1		
26	64E-43879-10	SCREW, WITH WASHER VIS, AVEC RONDELLE	1	1		
27	64E-43879-00	SCREW, WITH WASHER VIS, AVEC RONDELLE	2	2		

FIG. 25 POWER TRIM & TILT ASSY 2 PUISSANCE PARER ET INCLINER 2

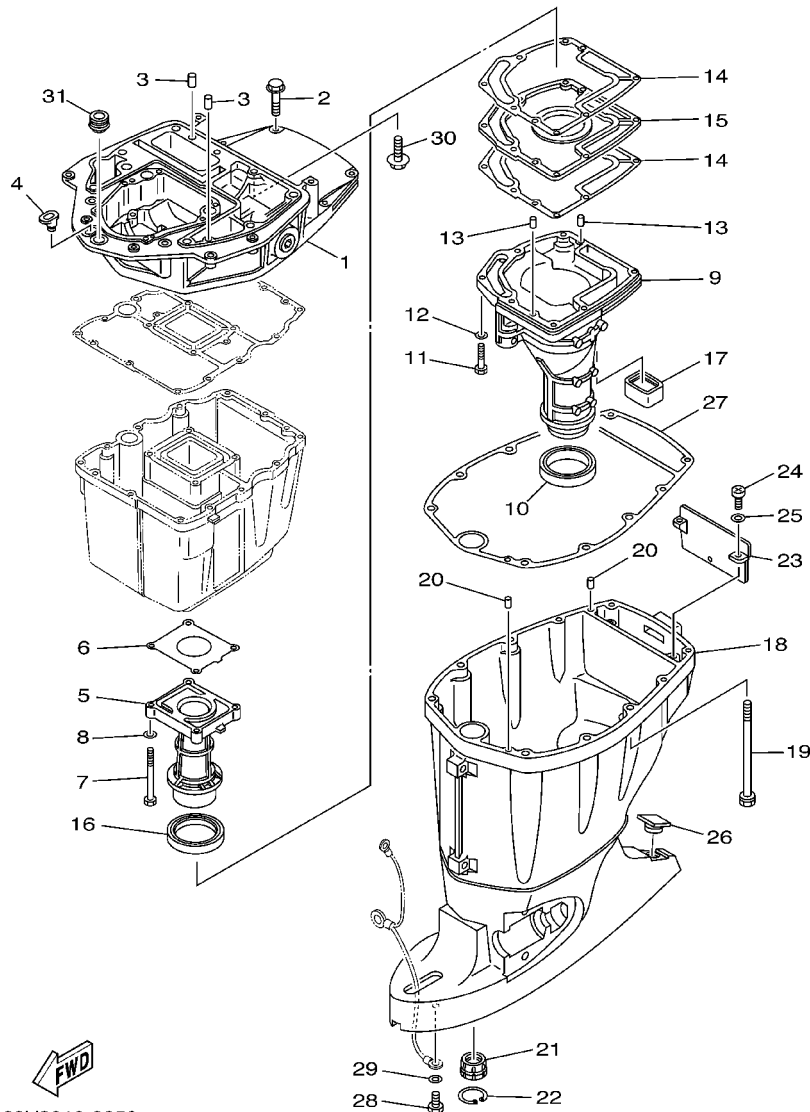


60C1200-1211

REF. NO.	PART NO. NO. PIECES	DESCRIPTION DESCRIPTION	68V2	68W2		REMARKS REMARQUES
28	68V-43880-01	MOTOR ASSY MOTEUR (ENS.)	1	1		
29	6H1-4386K-10	.SPRING, BRUSH .RESSORT, BALAI	2	2		
30	64E-4380J-00	.HOLDER, BRUSH .PORTE-BALAI	1	1		
31	64E-43891-00	.BRUSH 1 .BALAI 1	1	1		
32	97607-04310	.SCREW, WITH WASHER .VIS HEXAGONAL	2	2		
33	64E-4380F-00	.HOLDER, BRUSH 2 .PORTE-BALAI 2	1	1		
34	64E-43892-00	.BRUSH 2 .BALAI 2	1	1		
35	6G5-43865-00	.O-RING .JOINT TORIQUE	1	1		
36	93102-08M43	.OIL SEAL .JOINT SPY	1	1		
37	64E-43805-00	.ARMATURE ASSY .INDUIT (ENS.)	1	1		
38	64E-43843-10	.SCREW, VALVE LOCK .VIS	3	3		

FIG. 26 UPPER CASING

FOURREAU

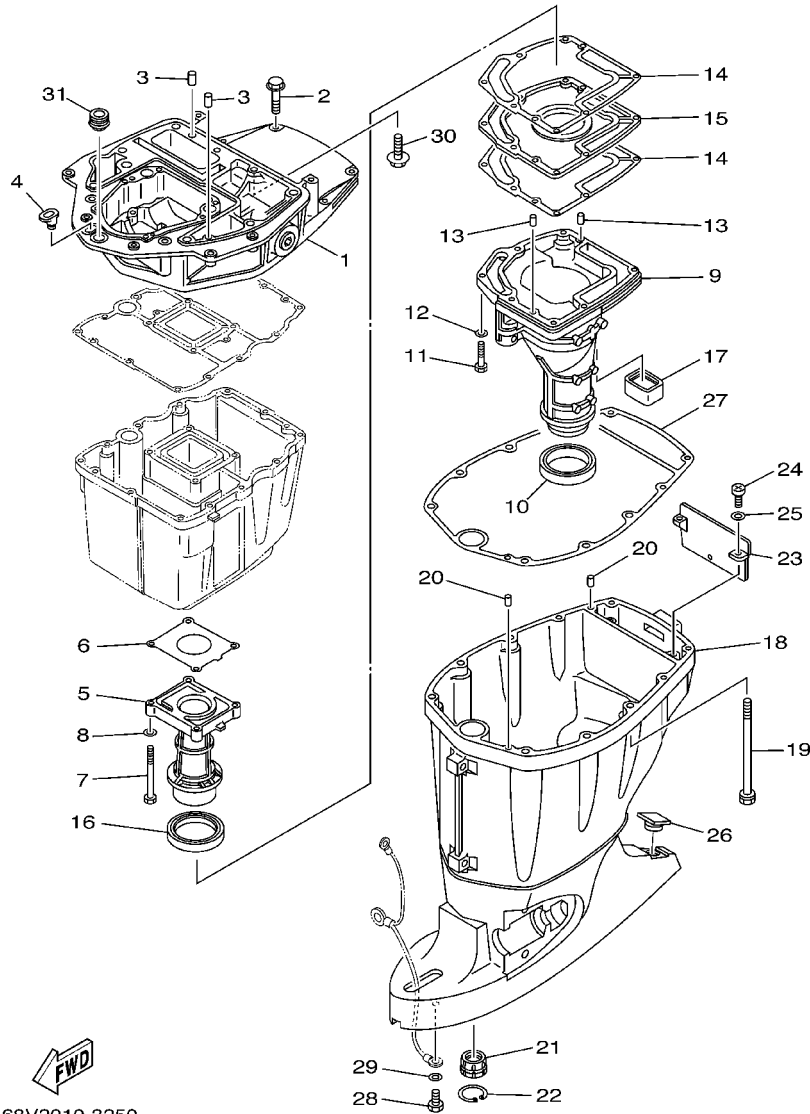


68V2010-3250

REF. NO.	PART NO. NO. PIECES	DESCRIPTION DESCRIPTION	68V2	68W2		REMARKS REMARQUES
1	67F-41137-02-94	GUIDE, EXHAUST COLLECTEUR D'ECHAPPEMENT	1	1		
2	97575-08540	BOLT, WITH WASHER VIS HEXAGONAL AVEC RONDELLE	4	4		
3	93608-16M16	PIN, DOWEL AXE	2	2		
4	6G1-42727-00	GROMMET PASSE-FIL	1	1		
5	67F-41131-01-5B	MANIFOLD, EXT. 1 PIPE D'ECHAPPEMENT	1	1		
6	67F-41133-A1	GASKET, EXHAUST MANIFOLD 1 JOINT, PIPE D'ECHAPPEMENT	1	1		
7	97075-06070	BOLT BOULON	4	4		
8	92995-06600	WASHER RONDELLE	4	4		
9	68V-14711-10-5B	MUFFLER 1 POT D'ECHAPPEMENT 1	1			L
	68V-14711-30-5B	MUFFLER 1 POT D'ECHAPPEMENT 1	1	1		X
10	68V-45123-00	GASKET, MUFFLER JOINT, POT DE DETENTE	1	1		
11	97075-06030	BOLT BOULON	7	7		
12	92995-06600	WASHER RONDELLE	7	7		
13	93606-19M23	PIN, DOWEL GOUPILLE	2	2		
14	67F-41134-A0	GASKET, EXHAUST MANIFOLD JOINT, PIPE D'ECHAPPEMENT	2	2		
15	67F-45181-00-5B	PLATE PLAQUETTE	1	1		
16	67F-41138-00	SEAL, EXT. 1 JOINT DE GROUPE 1	1	1		
17	67F-45127-00	SEAL JOINT	1	1		
18	68V-45111-11-8D	CASING, UPPER FOURREAU	1			L
	68V-45111-31-8D	CASING, UPPER FOURREAU	1	1		X
19	90119-10M08	BOLT, WITH WASHER BOULON, AVEC RONDELLE	6	6		
20	93608-16M16	PIN, DOWEL AXE	2	2		
21	6E5-45318-00	BUSHING, DRIVE SHAFT DOUILLE, ARBRE MOTEUR	1	1		
22	93420-36M01	CIRCLIP CIRCLIP, TYPE S	1	1		
23	67F-45151-00	COVER, UPPER CASING CAPUCHON, FOURREAU	1	1		
24	97880-06016	SCREW, PAN HEAD VIS, TETE TRONCONIQUE	2	2		
25	92990-06600	WASHER, PLATE RONDELLE, PLATE	2	2		

FIG. 26 UPPER CASING

FOURREAU

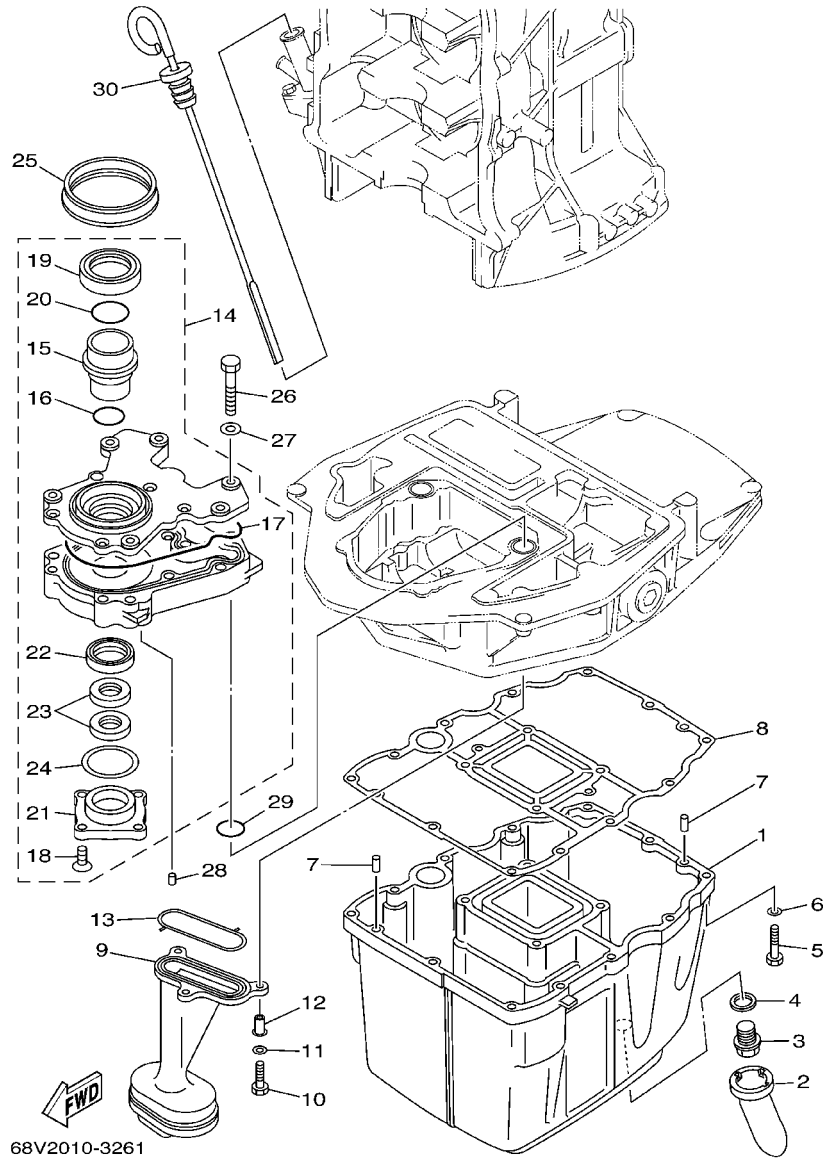


68V2010-3250

REF. NO.	PART NO. NO. PIECES	DESCRIPTION DESCRIPTION	68V2	68W2	REMARKS REMARQUES
26	6H3-45155-00	CAP CAPUCHON	1	1	
27	67F-45113-00	GASKET, UPPER CASING JOINT, TUBE D'ARBRE	1	1	
28	97095-06010	BOLT BOULON	1	1	
29	92995-06600	WASHER RONDELLE	1	1	
30	90119-08M58	BOLT, WITH WASHER BOULON, AVEC RONDELLE	2	2	
31	67F-42724-00	GROMMET PASSE-FIL	1	1	

FIG. 27 OIL PAN

VENTILATEUR D'HUILE



68V2010-3261

REF. NO.	PART NO. NO. PIECES	DESCRIPTION DESCRIPTION	68V2	68W2	REMARKS REMARQUES
1	67F-15311-01-5B	OIL PAN VENTILATEUR D'HUILE	1	1	
2	67F-15316-00	DAMPER 1 AMORTISSEUR 1	1	1	
3	90340-14M06	PLUG, STRAIGHT SCREW PLOT, FILETE DROIT	1	1	
4	90430-14M09	GASKET JOINT	1	1	
5	97075-06025	BOLT BOULON	12	12	
6	92995-06600	WASHER RONDELLE	12	12	
7	93606-12019	PIN, DOWEL GOUPILLE	2	2	
8	68V-15312-00	GASKET, OIL PAN JOINT DE VENTILATEUR D'HUILE	1	1	
9	67F-13411-00	STRAINER, OIL FILTRE, HUILE	1	1	
10	97027-06025	BOLT BOULON	3	3	
11	92907-06600	WASHER, PLATE RONDELLE	3	3	
12	90387-06M64	COLLAR COLLERETTE	3	3	
13	67F-13415-00	SEAL, OIL STRAINER JOINT, FILTRE A HUILE	1	1	
14	67F-13300-10	OIL PUMP ASSY POMPE A HUILE COMPLET	1	1	
15	67F-13314-02	.SHAFT, PUMP .AXE DE POMPE	1	1	
16	67F-13473-01	.O-RING .JOINT TORIQUE	1	1	
17	67F-13329-00	.GASKET, PUMP COVER .JOINT, COUVERCLE DE POMPE	1	1	
18	67F-13495-00	.SCREW .VIS	1	1	
19	67F-13119-01	.OIL SEAL .JOINT SPY	1	1	
20	67F-13769-00	.O-RING .JOINT TORIQUE	1	1	
21	67F-13914-00	.HOUSING, PUMP .CORPS, POMPE	1	1	
22	67F-13631-03	.OIL SEAL .JOINT SPY	1	1	
23	67F-13149-00	.OIL SEAL .JOINT SPY	2	2	
24	67F-13339-00	.GASKET, PUMP COVER .BAINT, COUVERCLE DE POME	1	1	
25	67F-13338-00	SEAL JOINT	1	1	
26	97095-06045	BOLT BOULON	6	6	
27	92995-06600	WASHER RONDELLE	6	6	

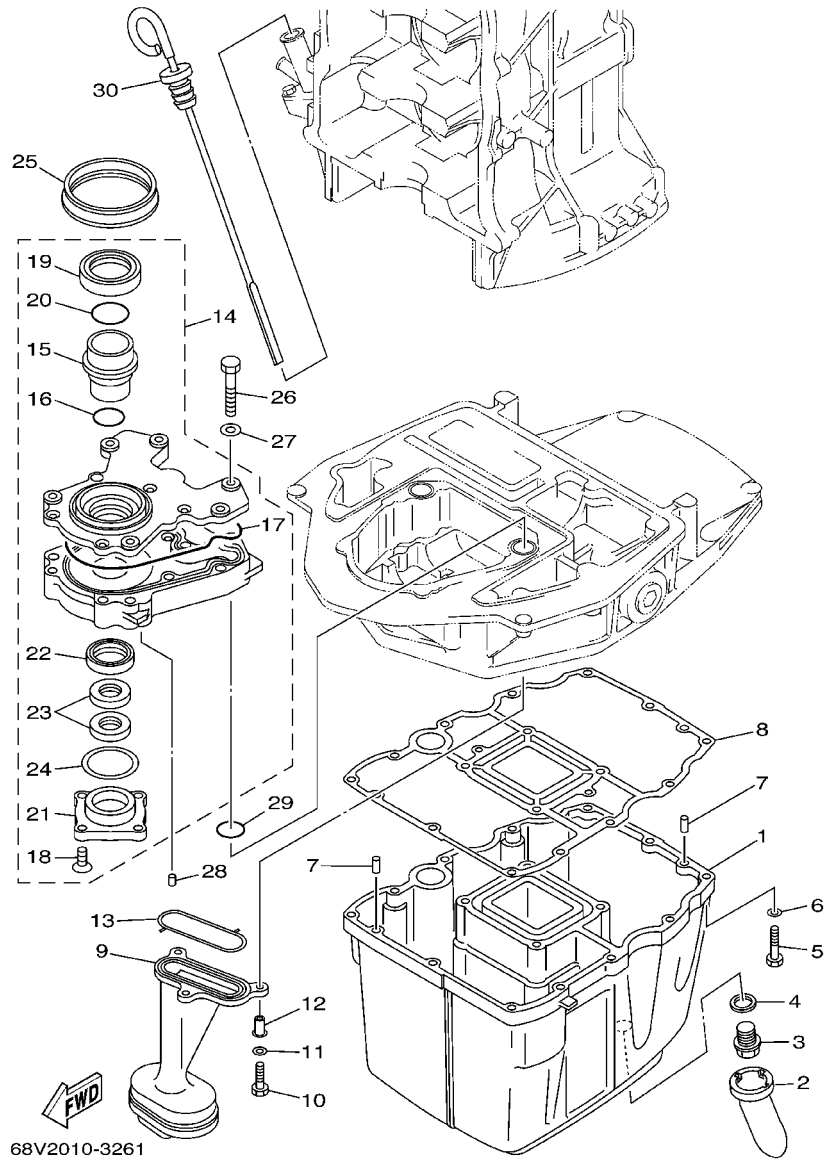


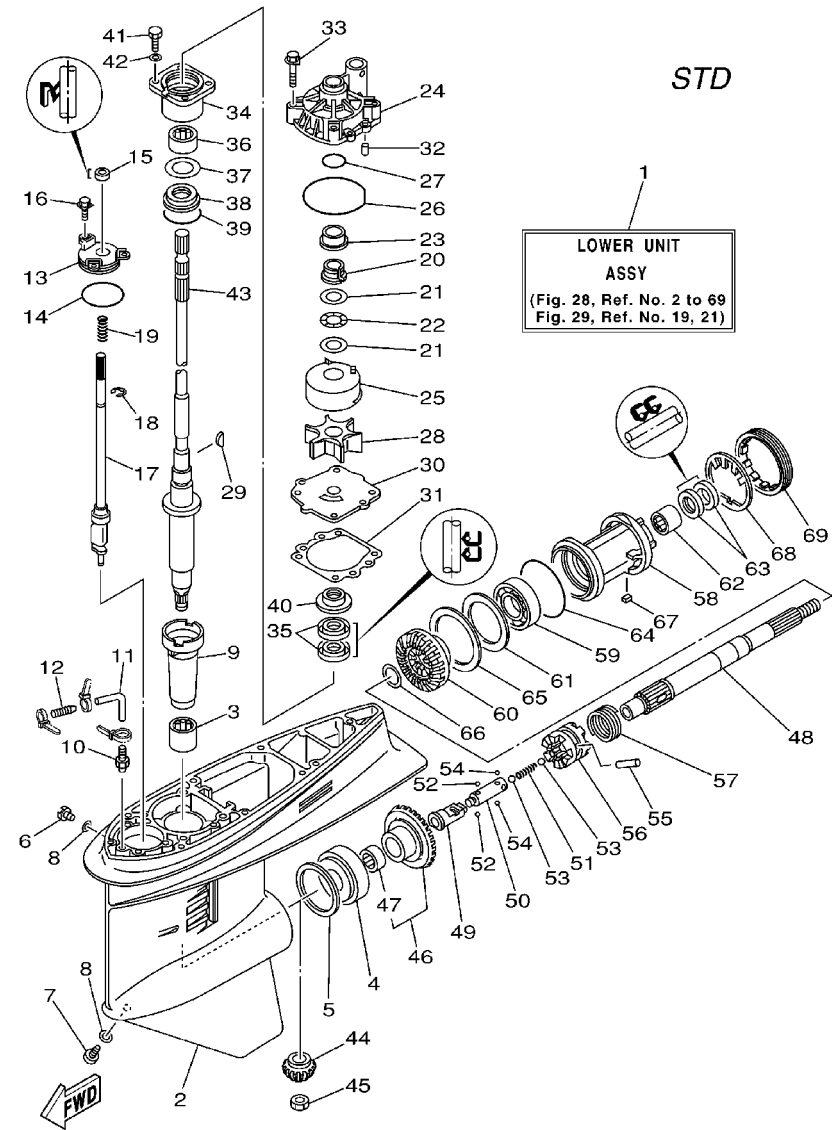
FIG. 27 OIL PAN

VENTILATEUR D'HUILE

REF. NO.	PART NO. NO. PIECES	DESCRIPTION DESCRIPTION	68V2	68W2	REMARKS REMARQUES
28	93604-12M07	PIN, DOWEL CLAVETTE	2	2	
29	93210-19MJ1	O-RING JOINT TORIQUE	2	2	
30	68V-15362-00	PLUG, OIL LEVEL PLOT, NIVEAU D'HUILE	1	1	

FIG. 28 LOWER CASING. DRIVE 1

BOITIER D'HELICE, TRANSMISSION 1

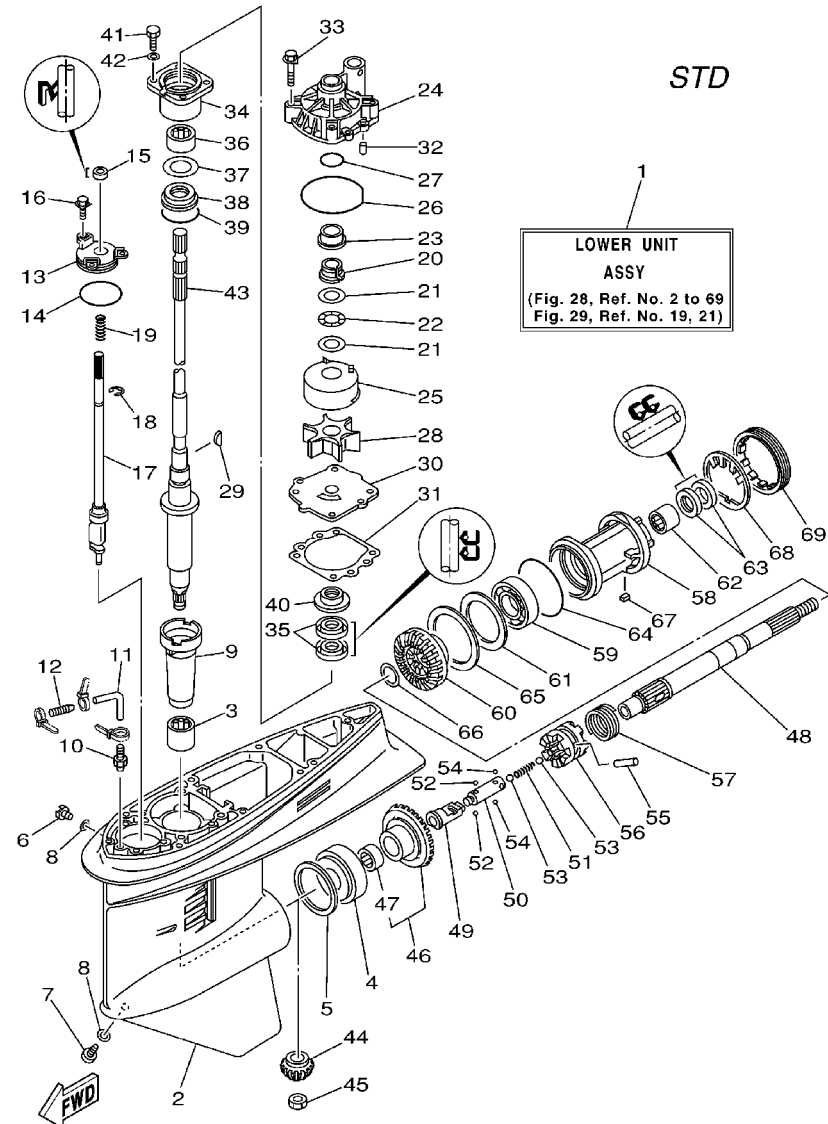


68V1100-2280

REF. NO.	PART NO. NO. PIECES	DESCRIPTION DESCRIPTION	68V2	68W2	REMARKS REMARQUES
1	68V-45300-12-8D	LOWER UNIT ASSY UNITE INFERIEURE (ENS.)	1		L
	68V-45300-32-8D	LOWER UNIT ASSY UNITE INFERIEURE (ENS.)	1		X
2	6E5-45301-05-8D	CASING, LOWER BEQUILLE	1		
3	93315-628U9	BEARING ROULEMENT	1		
4	93332-000U7	BEARING ROULEMENT	1		
5	6E5-45567-01-10	SHIM (T:0.10MM) CALE (T:0.10MM)	1		UR
	6E5-45567-01-12	SHIM (T:0.12MM) CALE (T:0.12MM)	1		UR
	6E5-45567-01-15	SHIM (T:0.15MM) CALE (T:0.15MM)	1		UR
	6E5-45567-01-18	SHIM (T:0.18MM) CALE (T:0.18MM)	1		UR
	6E5-45567-01-30	SHIM (T:0.30MM) CALE (T:0.30MM)	1		UR
	6E5-45567-01-40	SHIM (T:0.40MM) CALE (T:0.40MM)	1		UR
	6E5-45567-01-50	SHIM (T:0.50MM) CALE (T:0.50MM)	1		UR
6	90340-08002	PLUG, STRAIGHT SCREW PLOT, FILETE DROIT	1		
7	688-45341-10	PLUG, DRAIN BOUCHON DE VIDANGE	1		
8	90430-08020	GASKET JOINT	2		
9	6E5-45536-00	SLEEVE, DRIVE SHAFT MANCHON, ARBRE MOTEUR	1		
10	6E5-45378-00	NIPPLE, HOSE RACCORD, TUYAU	1		
11	90445-07ME8	HOSE (L80) DURITE (L80)	1		L
	90445-07ME9	HOSE (L120) DURITE (L120)	1		X
12	6E5-83558-10	END, NIPPLE RACCORD DE NIPPLE	1		
13	6E5-45321-00	PLATE PLAQUETTE	1		
14	93210-58144	O-RING JOINT TORIQUE	1		
15	93106-09014	OIL SEAL JOINT SPY	1		
16	90119-06M10	BOLT, WITH WASHER BOULON, AVEC RONDELLE	3		
17	6L6-44150-01	SHIFT CAM ASSY CAME D'INVERSION	1		
18	99001-08600	CIRCLIP CIRCLIP	1		
19	90501-11M10	SPRING, COMPRESSION RESSORT, COMPRESSION	1		

FIG. 28 LOWER CASING. DRIVE 1

BOITIER D'HELICE, TRANSMISSION 1

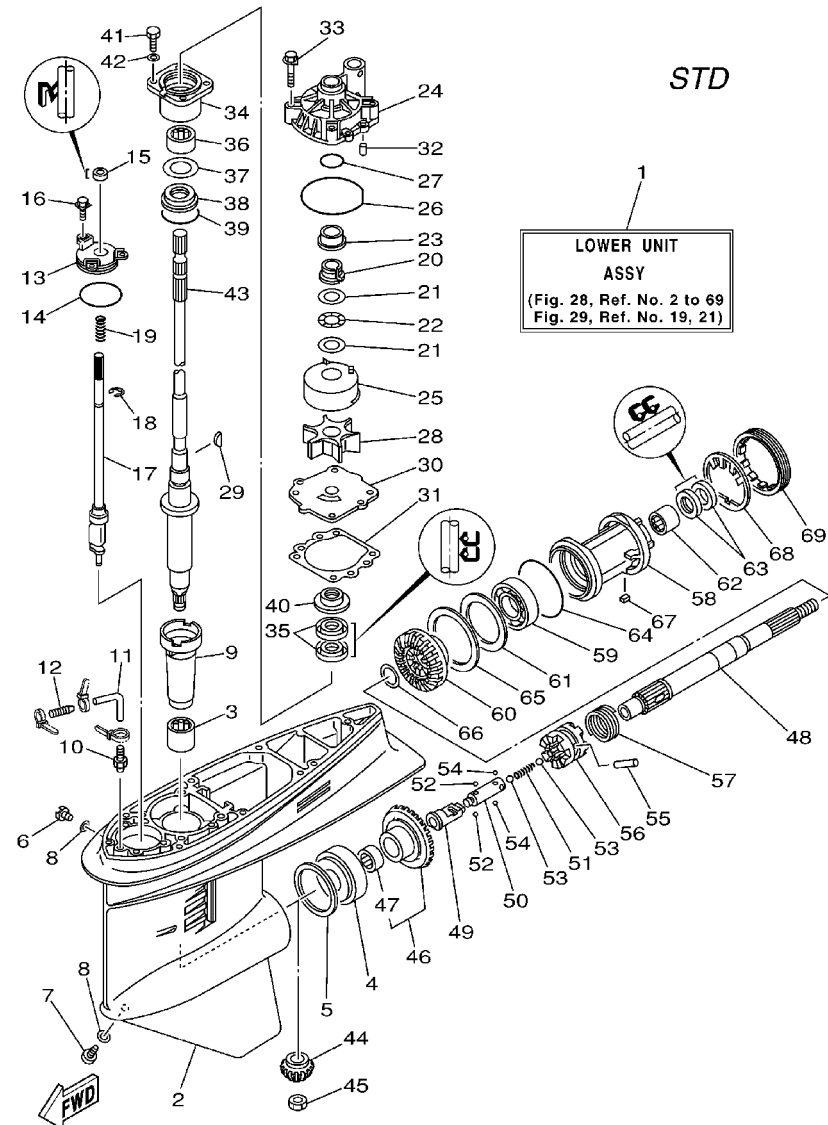


68V1100-2280

REF. NO.	PART NO. NO. PIECES	DESCRIPTION DESCRIPTION	68V2	68W2	REMARKS REMARQUES
20	61A-45538-00	SPACER 1 ENTRETOISE	1		
21	90201-22M01	WASHER, PLATE RONDELLE, PLATE	2		
22	90206-22M19	WASHER, WAVE RONDELLE, ONDULEE	1		
23	61A-45527-00	COLLAR, DRIVE SHAFT ENTRETOISE	1		
24	61A-44311-01	HOUSING, WATER PUMP CORPS, POMPE A EAU	1		
25	61A-44322-02	INSERT, CARTRIDGE CUVETTE	1		
26	93210-86M38	O-RING JOINT TORIQUE	1		
27	93210-37160	O-RING JOINT TORIQUE	1		
28	6E5-44352-01	IMPELLER TURBINE	1		
29	90280-04M05	KEY, WOODRUFF CLAVETTE, DEMI-LUNE	1		
30	68V-44323-00	OUTER PLATE, CARTRIDGE PLAQUE EXTERIEURE	1		
31	6E5-44315-A0	GASKET, WATER PUMP JOINT, POMPE A EAU	1		
32	93606-12019	PIN, DOWEL GOUPILLE	2		
33	90119-08M14	BOLT, WITH WASHER BOULON, AVEC RONDELLE	4		
34	6E5-45331-00-94	HOUSING, BEARING FLASQUE, ROULEMENT	1		
35	93101-28M16	OIL SEAL JOINT SPY	2		
36	93317-330U2	BEARING PIECE	1		
37	6E5-45587-01-10	SHIM (T:0.10MM) CALE (T:0.10MM)	1		UR
	6E5-45587-01-12	SHIM (T:0.12MM) CALE (T:0.12MM)	1		UR
	6E5-45587-01-15	SHIM (T:0.15MM) CALE (T:0.15MM)	1		UR
	6E5-45587-01-18	SHIM (T:0.18MM) CALE (T:0.18MM)	1		UR
	6E5-45587-01-30	SHIM (T:0.30MM) CALE (T:0.30MM)	1		UR
	6E5-45587-01-40	SHIM (T:0.40MM) CALE (T:0.40MM)	1		UR
	6E5-45587-01-50	SHIM (T:0.50MM) CALE (T:0.50MM)	1		UR
38	93341-930V2	BEARING CERVEAUX DE DIRECTION	1		
39	93210-55M14	O-RING JOINT TORIQUE	1		
40	6E5-45344-00	COVER, OIL SEAL FLASQUE, JOINT D'HUILE	1		

FIG. 28 LOWER CASING. DRIVE 1

BOITIER D'HELICE, TRANSMISSION 1

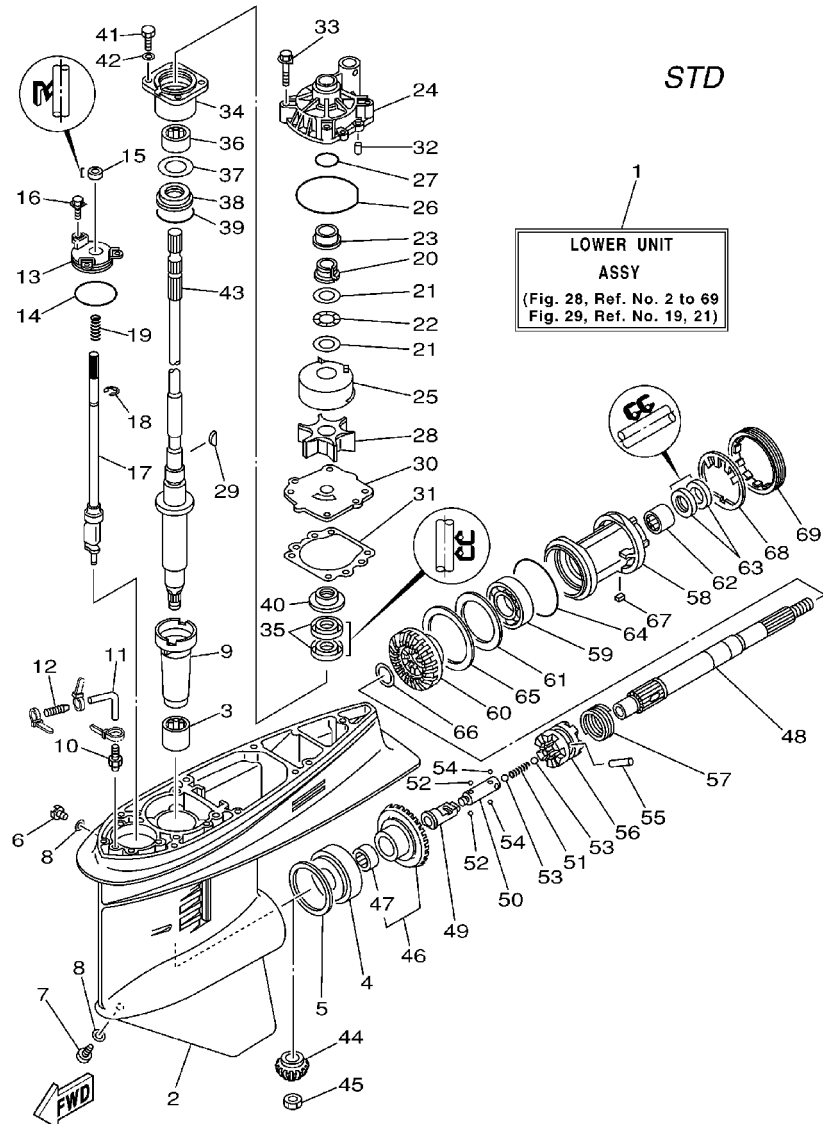


68V1100-2280

REF. NO.	PART NO. NO. PIECES	DESCRIPTION DESCRIPTION	68V2	68W2	REMARKS REMARQUES
41	97095-08025	BOLT BOULON	4		
42	92995-08600	WASHER RONDELLE	4		
43	68V-45501-10	DRIVE SHAFT COMP. ARBRE MOTEUR COMP.	1		L
	68V-45501-30	DRIVE SHAFT COMP. ARBRE MOTEUR COMP.	1		X
44	68V-45551-00	PINION PIGNON D'ATTAQUE	1		
45	90170-16M01	NUT ECROU	1		
46	68V-45560-00	GEAR PIGNON	1		
47	93315-425U7	.BEARING .ROULEMENT	1		
48	6E5-45611-01	SHAFT, PROPELLER ARBRE, HELICE	1		
49	6K1-45641-01	SHIFTER EMBRAYAGE	1		
50	6E5-45634-01	SLIDE, SHIFT CONTRE-POUSOIR	1		
51	90501-16M37	SPRING, COMPRESSION RESSORT, COMPRESSION	1		
52	93507-32009	BALL BILLE	2		
53	93511-32017	BALL BILLES	2		
54	93503-16003	BALL BILLES	2		
55	90250-08M07	PIN, STRAIGHT GOUPILLE, DROITE	1		
56	68V-45631-01	CLUTCH, DOG CRABOT	1		
57	6E5-45633-01	RING, CROSS PIN JONC, GOUPILLE CRABOT	1		
58	6E5-45332-00-94	HOUSING, BEARING FLASQUE, ROULEMENT	1		
59	93306-208U0	BEARING ROULEMENT	1		
60	68V-45571-00	GEAR PIGNON	1		
61	6E5-45576-00	WASHER, THRUST RONDELLE DE CALAGE	1		
62	93315-430U8	BEARING ROULEMENT	1		
63	93101-30M17	OIL SEAL JOINT SPY	2		
64	93210-86M39	O-RING JOINT TORIQUE	1		
65	6L6-45577-00-10	SHIM (T:0.10MM) CALE (T:0.10MM)	1		UR
	6L6-45577-00-12	SHIM (T:0.12MM) CALE (T:0.12MM)	1		UR

FIG. 28 LOWER CASING. DRIVE 1

BOITIER D'HELICE, TRANSMISSION 1

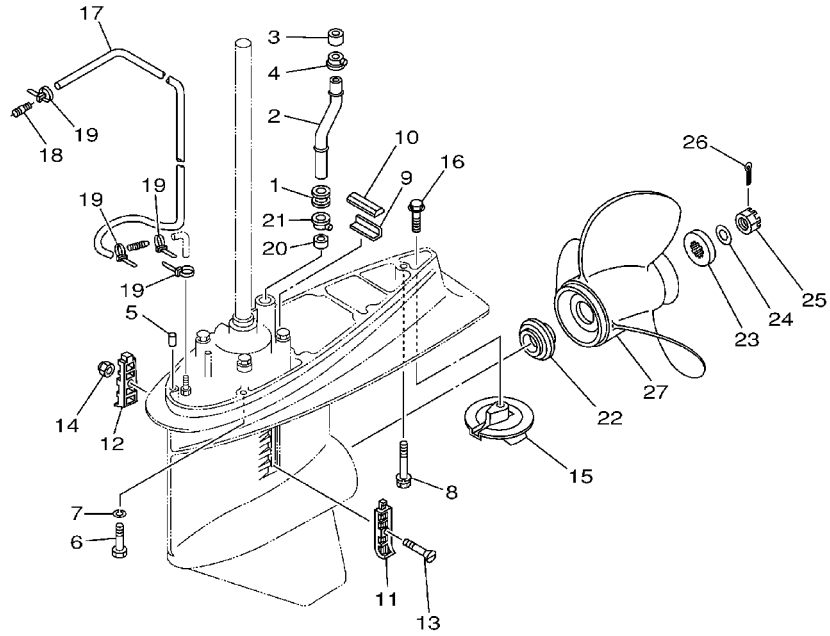


68V1100-2280

REF. NO.	PART NO. NO. PIECES	DESCRIPTION DESCRIPTION	68V2	68W2	REMARKS REMARQUES
65	6L6-45577-00-15	SHIM (T:0.15MM) CALE (T:0.15MM)	1		UR
	6L6-45577-00-18	SHIM (T:0.18MM) CALE (T:0.18MM)	1		UR
	6L6-45577-00-30	SHIM (T:0.30MM) CALE (T:0.30MM)	1		UR
	6L6-45577-00-40	SHIM (T:0.40MM) CALE (T:0.40MM)	1		UR
	6L6-45577-00-50	SHIM (T:0.50MM) CALE (T:0.50MM)	1		UR
66	90201-30M92	WASHER, PLATE RONDELLE, PLATE	2		
67	90282-04010	KEY, STRAIGHT CLAVETTE, DROITE	1		
68	688-45383-02	WASHER, CLAW FREIN D'ECROU	1		
69	688-45384-00	NUT ECROU	1		

FIG. 29 LOWER CASING. DRIVE 2

BOITIER D'HELICE, TRANSMISSION 2



68V0100-1290

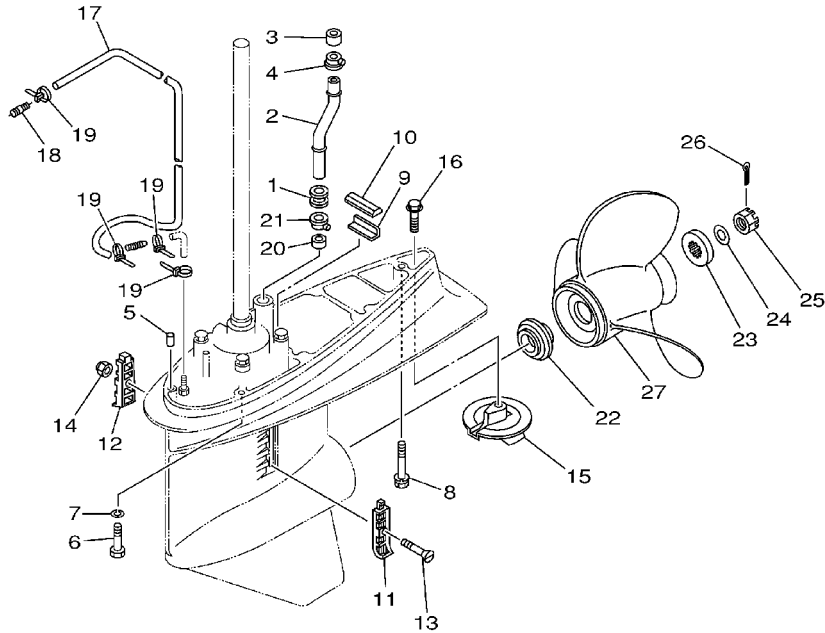
REF. NO.	PART NO. NO. PIECES	DESCRIPTION DESCRIPTION	68V2	68W2	REMARKS REMARQUES
1	6E5-44366-00	DAMPER, WATER SEAL JOINT, TUBE D'EAU	1		
2	68V-44361-10	TUBE, WATER TUBE D'EAU	1		L
	68V-44361-30	TUBE, WATER TUBE D'EAU	1		X
3	6E5-44365-00	DAMPER, WATER SEAL JOINT, TUBE D'EAU	1		
4	6E5-44312-00	COVER, WATER PUMP HOUSING COUVERCLE	1		
5	93608-12M05	PIN, DOWEL AXE	2		
6	97075-10045	BOLT BOULON	6		
7	92995-10100	WASHER RONDELLE	6		
8	90119-10M89	BOLT, WITH WASHER BOULON, AVEC RONDELLE	1		
9	663-45376-00-94	GUIDE, SEAL DAMPER BUTEE, JOINT CAOUTCHOUC	1		
10	688-45375-00	DAMPER, SEAL BOURRELET, CAOUTCHOUC	1		
11	688-45214-02	COVER, WATER INLET GRILLE, ENTREE D'EAU	1		
12	688-45215-02	COVER, WATER INLET GRILLE, ENTREE D'EAU	1		
13	90152-05M07	SCREW, COUNTERSUNK VIS, TETE NOYEE	1		
14	90185-05002	NUT, SELF-LOCKING ECROU, AUTO-BLOCANT	1		
15	6E5-45371-01	TAB-TRIM ANODE DERIVE	1		
16	90105-10M00	BOLT, FLANGE BOULON	1		
17	90445-076K2	HOSE (L1550) DURITE (L1550)	1		
18	6E5-83558-00	END, NIPPLE RACCORD DE NIPPLE	1		
19	90465-11M10	CLAMP BRIDE	4		
20	6E5-44365-00	DAMPÉR, WATER SEAL JOINT, TUBE D'EAU	1		
21	6E5-44312-00	COVER, WATER PUMP HOUSING COUVERCLE	1		
22	6E5-45987-01	SPACER ENTRETOISE	1		
23	688-45997-01	SPACER ENTRETOISE	1		
24	92990-18200	WASHER RONDELLE, PLATE	1		
25	90171-18M04	NUT, CASTLE ECROU, CRENELE	1		
26	91490-40030	PIN, COTTER GOUPILLE	1		

FIG. 29 LOWER CASING. DRIVE 2

BOITIER D'HELICE, TRANSMISSION 2

REF. NO.	PART NO. NO. PIECES	DESCRIPTION DESCRIPTION	68V2	68W2	REMARKS REMARQUES
27	6E5-45941-00-EL	PROPELLER (3X13"X19"-K) HELICE (3X13"X19"-K)	1		UR
	6E5-45943-00-EL	PROPELLER (3X12-5/8"X21"-K) HELICE (3X12-5/8"X21"-K)	1		UR
	6E5-45945-01-EL	PROPELLER (3X13-1/4"X17"-K) HELICE (3X13-1/4"X17"-K)	1		UR
	6E5-45947-00-EL	PROPELLER (3X13-1/2"X15"-K) HELICE (3X13-1/2"X15"-K)	1		UR
	6E5-45949-00-EL	PROPELLER (3X13-5/8"X13"-K) HELICE (3X13-5/8"X13"-K)	1		UR
	6E5-45952-00-EL	PROPELLER (3X13"X23"-K) HELICE (3X13"X23"-K)	1		UR
	6E5-45954-00-EL	PROPELLER (3X14"X11"-K) HELICE (3X14"X11"-K)	1		UR
	6E5-45956-00-EL	PROPELLER (3X13"X25"-K) HELICE (3X13"X25"-K)	1		UR
		STAINLESS STEEL PROPELLER ACIER INOXYDABLE HELICE			
	688-45930-02-98	PROPELLER (3X13"X17"-K) HELICE (3X13"X17"-K)	1		UR
	688-45932-60-98	PROPELLER (3X13-1/2"X14"-K) HELICE (3X13-1/2"X14"-K)	1		UR
	688-45970-03-98	PROPELLER (3X13"X19"-K) HELICE (3X13"X19"-K)	1		UR
	688-45972-02-98	PROPELLER (3X13"X21"-K) HELICE (3X13"X21"-K)	1		UR
	688-45974-02-98	PROPELLER (3X13"X23"-K) HELICE (3X13"X23"-K)	1		UR
	688-45976-01-98	PROPELLER (3X13"X25"-K) HELICE (3X13"X25"-K)	1		UR
	688-45978-60-98	PROPELLER (3X13-1/2"X16"-K) HELICE (3X13-1/2"X16"-K)	1		UR
		HIGH PERFORMANCE PROPELLER HELICE RENDEMENT DE HAUTEUR			
	62A-45970-10	PROPELLER (3X13-1/2"X21"-K) HELICE (3X13-1/2"X21"-K)	1		UR
	62A-45972-10	PROPELLER (3X13-1/2"X23"-K) HELICE (3X13-1/2"X23"-K)	1		UR
	62A-45974-10	PROPELLER (3X13-1/2"X19"-K) HELICE (3X13-1/2"X19"-K)	1		UR

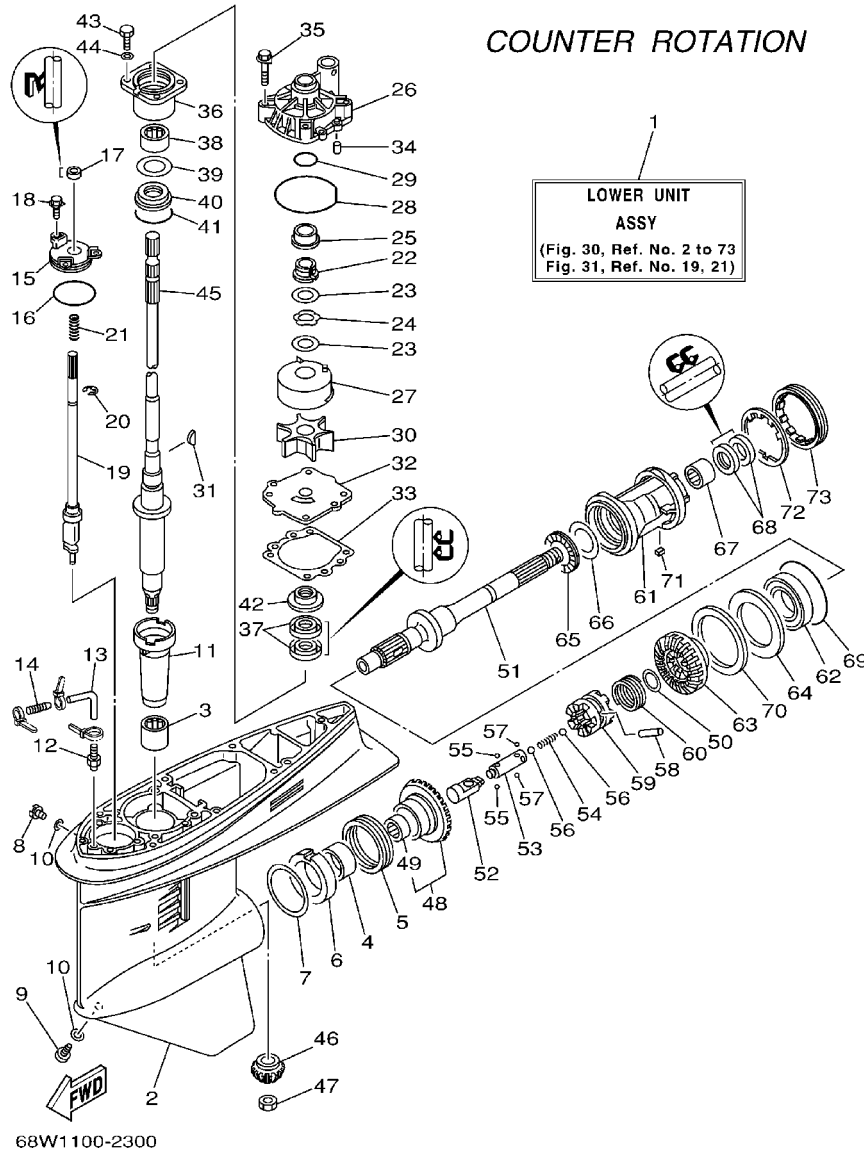
STD



68V0100-1290

FIG. 30 LOWER CASING. DRIVE 3

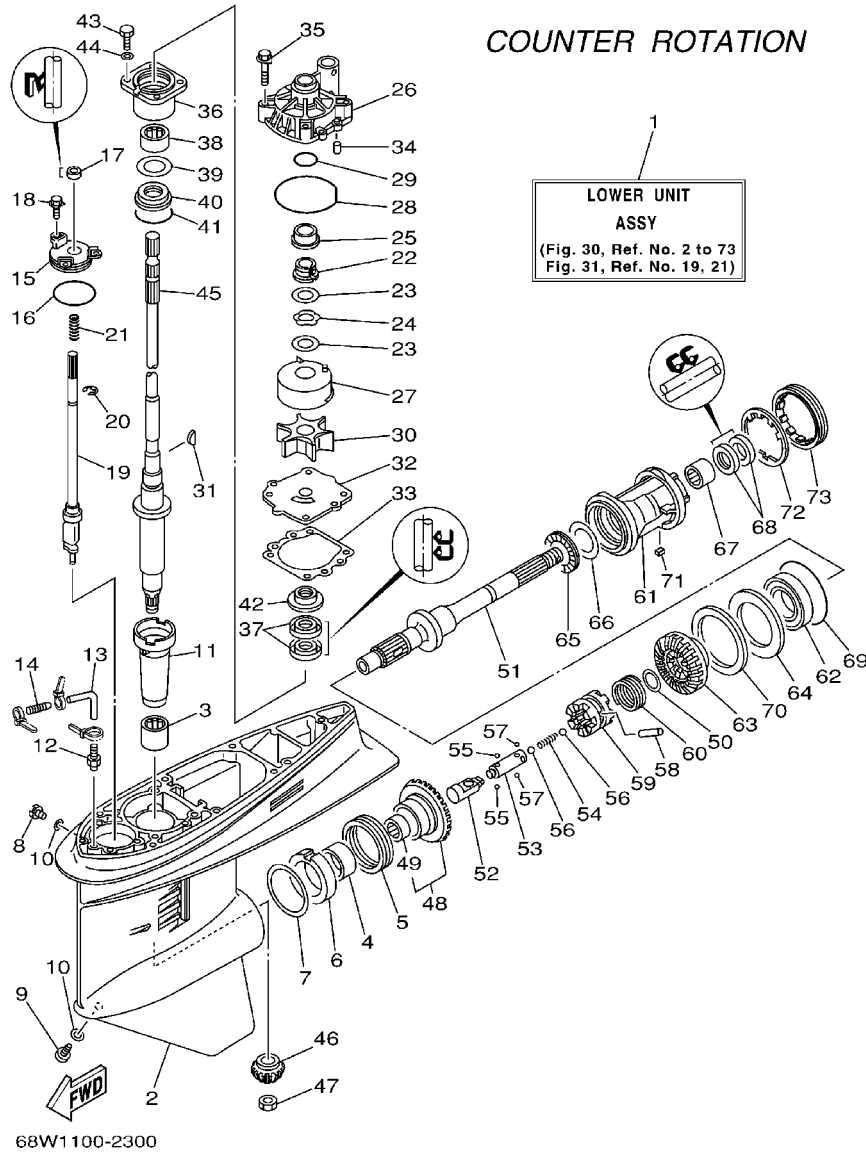
BOITIER D'HELICE, TRANSMISSION 3



REF. NO.	PART NO. NO. PIECES	DESCRIPTION DESCRIPTION	68V2	68W2	REMARKS REMARQUES
1	68W-45300-32-8D	LOWER UNIT ASSY UNITE INFERIEURE (ENS.)		1	X
2	6E5-45301-05-8D	CASING, LOWER BEQUILLE		1	
3	93315-628U9	BEARING ROULEMENT		1	
4	93315-345W0	BEARING ROULEMENT		1	
5	93341-360U8	BEARING CERVEAUX DE DIRECTION		1	
6	6L6-45538-00	SPACER 1 ENTRETOISE		1	
7	6E5-45567-01-10	SHIM (T:0.10MM) CALE (T:0.10MM)		1	UR
	6E5-45567-01-12	SHIM (T:0.12MM) CALE (T:0.12MM)		1	UR
	6E5-45567-01-15	SHIM (T:0.15MM) CALE (T:0.15MM)		1	UR
	6E5-45567-01-18	SHIM (T:0.18MM) CALE (T:0.18MM)		1	UR
6E5-45567-01-30	SHIM (T:0.30MM) CALE (T:0.30MM)			1	UR
6E5-45567-01-40	SHIM (T:0.40MM) CALE (T:0.40MM)			1	UR
6E5-45567-01-50	SHIM (T:0.50MM) CALE (T:0.50MM)			1	UR
8	90340-08002	PLUG, STRAIGHT SCREW PLOT, FILETE DROIT		1	
9	688-45341-10	PLUG, DRAIN BOUCHON DE VIDANGE		1	
10	90430-08020	GASKET JOINT		2	
11	6E5-45536-00	SLEEVE, DRIVE SHAFT MANCHON, ARBRE MOTEUR		1	
12	6E5-45378-00	NIPPLE, HOSE RACCORD, TUYAU		1	
13	90445-07ME9	HOSE (L120) DURITE (L120)		1	X
14	6E5-83558-10	END, NIPPLE RACCORD DE NIPPLE		1	
15	6E5-45321-00	PLATE PLAQUETTE		1	
16	93210-58144	O-RING JOINT TORIQUE		1	
17	93106-09014	OIL SEAL JOINT SPY		1	
18	90119-06M10	BOLT, WITH WASHER BOULON, AVEC RONDELLE		3	
19	6E5-44150-02	SHIFT CAM ASSY CAME D'INVERSION		1	
20	99001-08600	CIRCLIP CIRCLIP		1	
21	90501-11M10	SPRING, COMPRESSION RESSORT, COMPRESSION		1	

FIG. 30 LOWER CASING. DRIVE 3

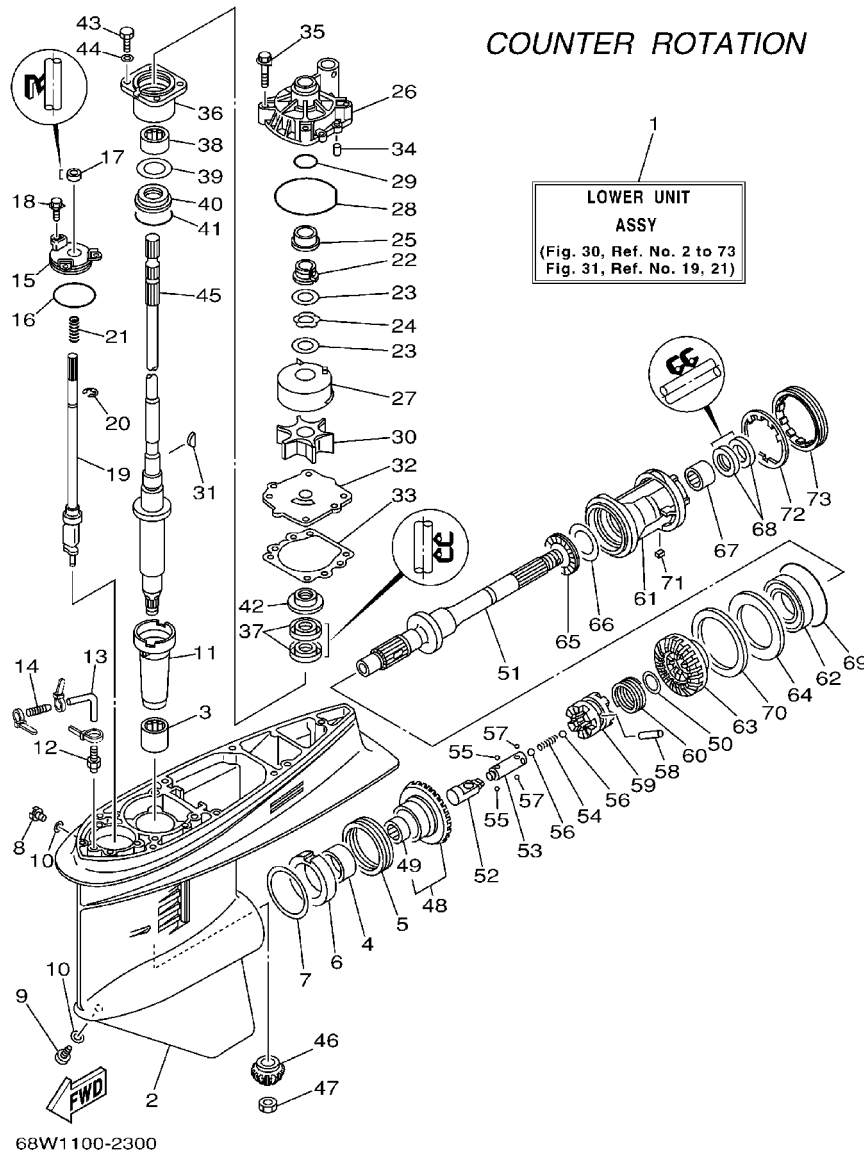
BOITIER D'HELICE, TRANSMISSION 3



REF. NO.	PART NO. NO. PIECES	DESCRIPTION DESCRIPTION	68V2	68W2	REMARKS REMARQUES
22	61A-45538-00	SPACER 1 ENTRETOISE		1	
23	90201-22M01	WASHER, PLATE RONDELLE, PLATE		2	
24	90206-22M19	WASHER, WAVE RONDELLE, ONDULEE		1	
25	61A-45527-00	COLLAR, DRIVE SHAFT ENTRETOISE		1	
26	61A-44311-01	HOUSING, WATER PUMP CORPS, POMPE A EAU		1	
27	61A-44322-02	INSERT, CARTRIDGE CUVETTE		1	
28	93210-86M38	O-RING JOINT TORIQUE		1	
29	93210-37160	O-RING JOINT TORIQUE		1	
30	6E5-44352-01	IMPELLER TURBINE		1	
31	90280-04M05	KEY, WOODRUFF CLAVETTE, DEMI-LUNE		1	
32	68V-44323-00	OUTER PLATE, CARTRIDGE PLAQUE EXTERIEURE		1	
33	6E5-44315-A0	GASKET, WATER PUMP JOINT, POMPE A EAU		1	
34	93606-12019	PIN, DOWEL GOUPILLE		2	
35	90119-08M14	BOLT, WITH WASHER BOULON, AVEC RONDELLE		4	
36	6E5-45331-00-94	HOUSING, BEARING FLASQUE, ROULEMENT		1	
37	93101-28M16	OIL SEAL JOINT SPY		2	
38	93317-330U2	BEARING PIECE		1	
39	6E5-45587-01-10	SHIM (T:0.10MM) CALE (T:0.10MM)		1	UR
	6E5-45587-01-12	SHIM (T:0.12MM) CALE (T:0.12MM)		1	UR
	6E5-45587-01-15	SHIM (T:0.15MM) CALE (T:0.15MM)		1	UR
	6E5-45587-01-18	SHIM (T:0.18MM) CALE (T:0.18MM)		1	UR
	6E5-45587-01-30	SHIM (T:0.30MM) CALE (T:0.30MM)		1	UR
	6E5-45587-01-40	SHIM (T:0.40MM) CALE (T:0.40MM)		1	UR
	6E5-45587-01-50	SHIM (T:0.50MM) CALE (T:0.50MM)		1	UR
40	93341-930V2	BEARING CERVEAUX DE DIRECTION		1	
41	93210-55M14	O-RING JOINT TORIQUE		1	
42	6E5-45344-00	COVER, OIL SEAL FLASQUE, JOINT D'HUILE		1	

FIG. 30 LOWER CASING. DRIVE 3

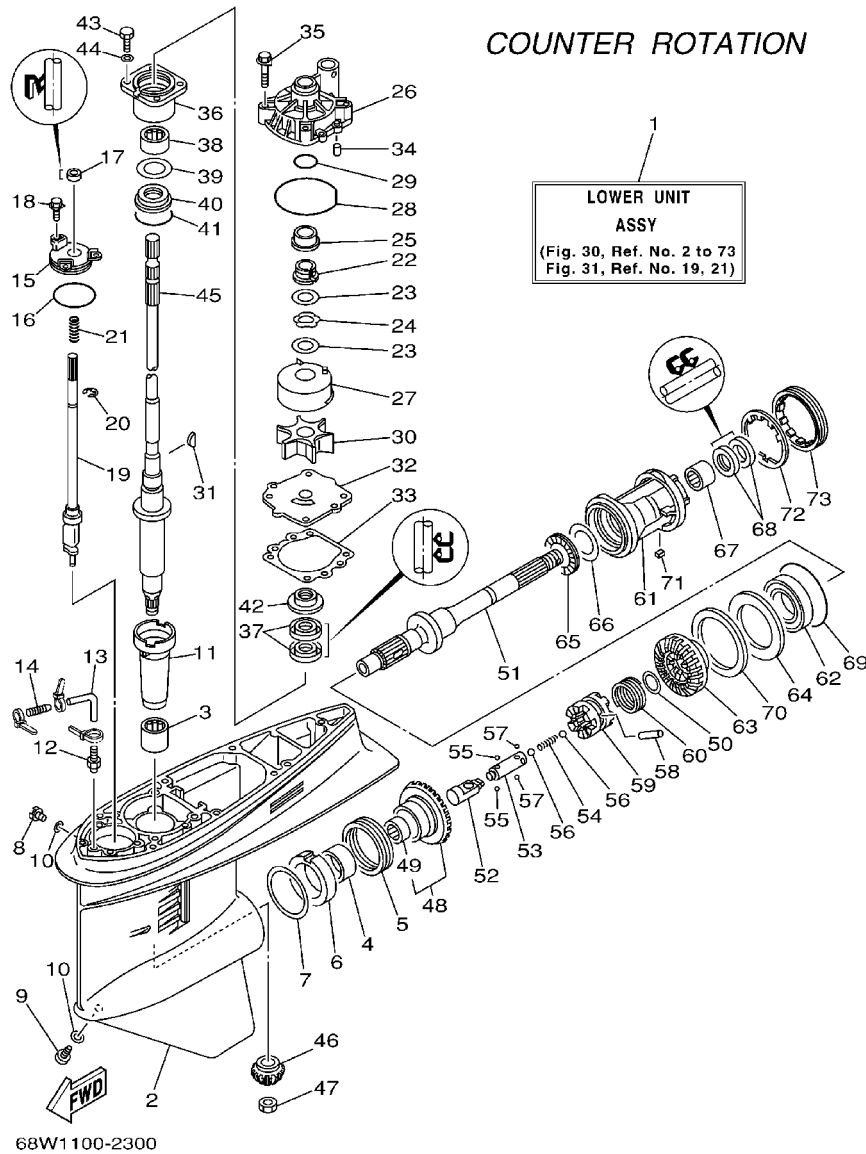
BOITIER D'HELICE, TRANSMISSION 3



REF. NO.	PART NO. NO. PIECES	DESCRIPTION DESCRIPTION	68V2	68W2	REMARKS REMARQUES
43	97095-08025	BOLT BOULON		4	
44	92995-08600	WASHER RONDELLE		4	
45	68V-45501-30	DRIVE SHAFT COMP. ARBRE MOTEUR COMP.		1	X
46	68V-45551-00	PINION PIGNON D'ATTAQUE		1	
47	90170-16M01	NUT ECROU		1	
48	68W-45560-00	GEAR PIGNON		1	
49	93315-425U7	.BEARING .ROULEMENT		1	
50	90201-26M00	WASHER, PLATE RONDELLE, PLATE		1	
51	68W-45611-00	SHAFT, PROPELLER ARBRE, HELICE		1	
52	6E5-45641-02	SHIFTER EMBRAYAGE		1	
53	6E5-45634-01	SLIDE, SHIFT CONTRE-POUSSOIR		1	
54	90501-16M37	SPRING, COMPRESSION RESSORT, COMPRESSION		1	
55	93507-32009	BALL BILLE		2	
56	93511-32017	BALL BILLES		2	
57	93503-16003	BALL BILLES		2	
58	90250-08M07	PIN, STRAIGHT GOUPILLE, DROITE		1	
59	68V-45631-01	CLUTCH, DOG CRABOT		1	
60	6E5-45633-01	RING, CROSS PIN JONC, GOUPILLE CRABOT		1	
61	6L6-45332-00-94	HOUSING, BEARING FLASQUE, ROULEMENT		1	
62	93332-000V7	BEARING ROULEMENT		1	
63	68W-45570-10	GEAR PIGNON		1	
64	6L6-45576-00	WASHER, THRUST RONDELLE DE CALAGE		1	
65	93341-440U5	BEARING CERVEAUX DE DIRECTION		1	
66	6K1-45578-01-10	SHIM (T:0.10MM) CALE (T:0.10MM)		1	UR
	6K1-45578-01-12	SHIM (T:0.12MM) CALE (T:0.12MM)		1	UR
	6K1-45578-01-15	SHIM (T:0.15MM) CALE (T:0.15MM)		1	UR
	6K1-45578-01-18	SHIM (T:0.18MM) CALE (T:0.18MM)		1	UR

FIG. 30 LOWER CASING. DRIVE 3

BOITIER D'HELICE, TRANSMISSION 3



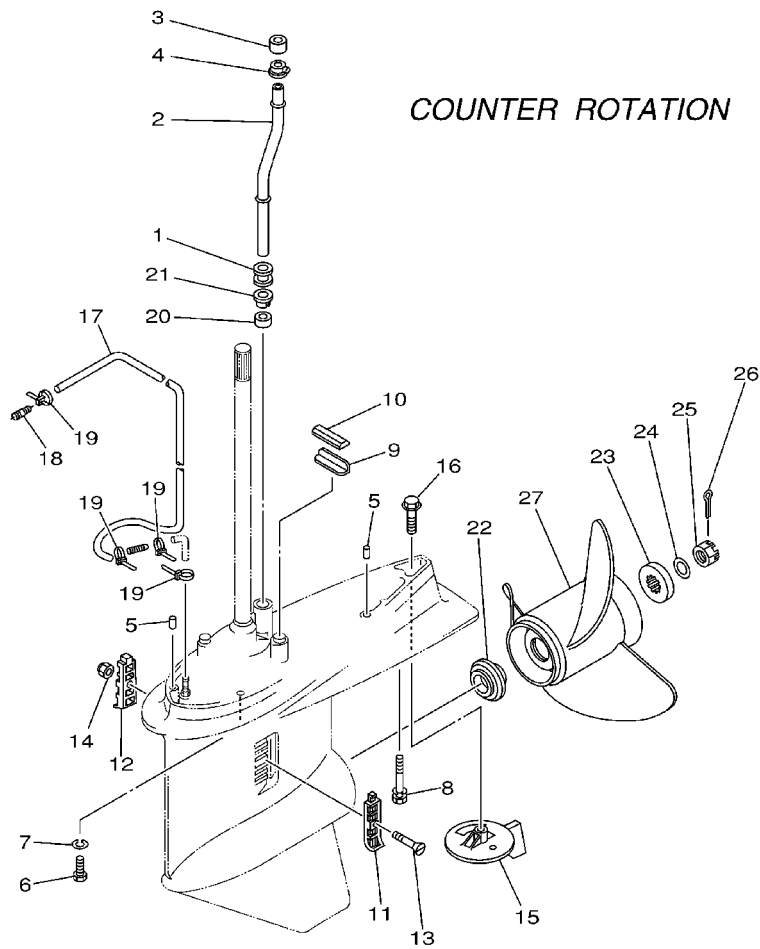
COUNTER ROTATION

LOWER UNIT
ASSY
(Fig. 30, Ref. No. 2 to 73
Fig. 31, Ref. No. 19, 21)

REF. NO.	PART NO. NO. PIECES	DESCRIPTION DESCRIPTION	68V2	68W2	REMARKS REMARQUES
66	6K1-45578-01-30	SHIM (T:0.30MM) CALE (T:0.30MM)		1	UR
	6K1-45578-01-40	SHIM (T:0.40MM) CALE (T:0.40MM)		1	UR
	6K1-45578-01-50	SHIM (T:0.50MM) CALE (T:0.50MM)		1	UR
67	93317-330U5	BEARING PIECE		1	
68	93101-30M17	OIL SEAL JOINT SPY		2	
69	93210-86M39	O-RING JOINT TORIQUE		1	
70	6L6-45577-00-10	SHIM (T:0.10MM) CALE (T:0.10MM)		1	UR
	6L6-45577-00-12	SHIM (T:0.12MM) CALE (T:0.12MM)		1	UR
	6L6-45577-00-15	SHIM (T:0.15MM) CALE (T:0.15MM)		1	UR
	6L6-45577-00-18	SHIM (T:0.18MM) CALE (T:0.18MM)		1	UR
	6L6-45577-00-30	SHIM (T:0.30MM) CALE (T:0.30MM)		1	UR
	6L6-45577-00-40	SHIM (T:0.40MM) CALE (T:0.40MM)		1	UR
	6L6-45577-00-50	SHIM (T:0.50MM) CALE (T:0.50MM)		1	UR
71	90282-04010	KEY, STRAIGHT CLAVETTE, DROITE		1	
72	688-45383-02	WASHER, CLAW FREIN D'ECROU		1	
73	688-45384-00	NUT ECROU		1	

FIG. 31 LOWER CASING. DRIVE 4

BOITIER D'HELICE, TRANSMISSION 4



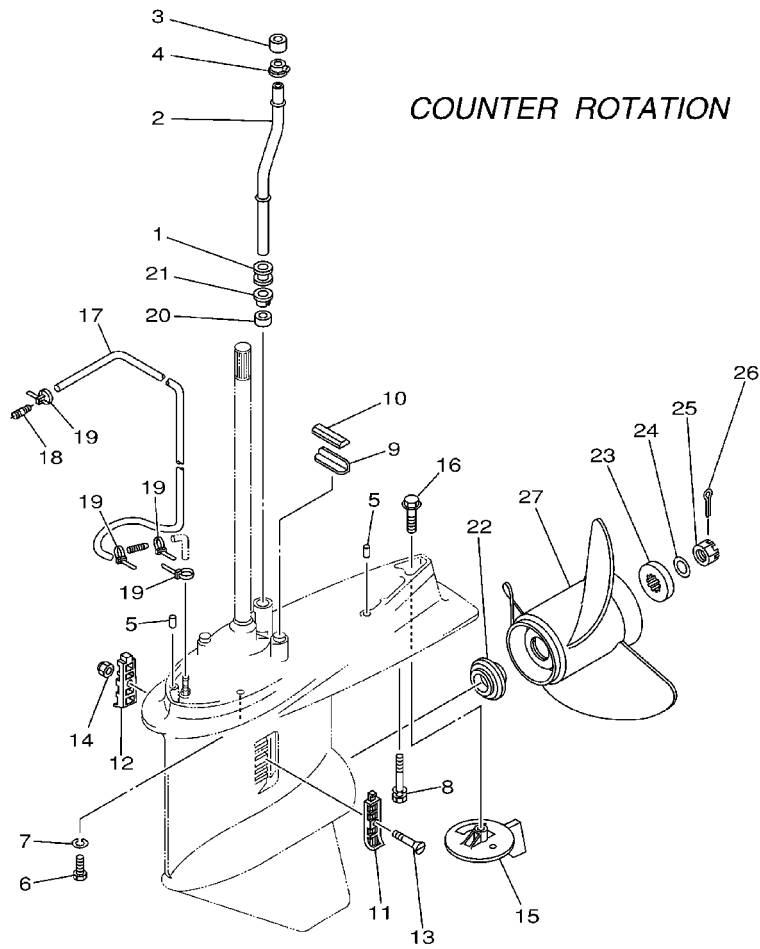
FWD
68W0100-1310

REF. NO.	PART NO. NO. PIECES	DESCRIPTION DESCRIPTION	68V2	68W2	REMARKS REMARQUES
1	6E5-44366-00	DAMPER, WATER SEAL JOINT, TUBE D'EAU		1	
2	68V-44361-30	TUBE, WATER TUBE D'EAU		1	X
3	6E5-44365-00	DAMPER, WATER SEAL JOINT, TUBE D'EAU		1	
4	6E5-44312-00	COVER, WATER PUMP HOUSING COUVERCLE		1	
5	93608-12M05	PIN, DOWEL AXE		2	
6	97075-10045	BOLT BOULON		6	
7	92995-10100	WASHER RONDELLE		6	
8	90119-10M89	BOLT, WITH WASHER BOULON, AVEC RONDELLE		1	
9	663-45376-00-94	GUIDE, SEAL DAMPER BUTEE, JOINT CAOUTCHOUC		1	
10	688-45375-00	DAMPER, SEAL BOURRELET, CAOUTCHOUC		1	
11	688-45214-02	COVER, WATER INLET GRILLE, ENTREE D'EAU		1	
12	688-45215-02	COVER, WATER INLET GRILLE, ENTREE D'EAU		1	
13	90152-05M07	SCREW, COUNTERSUNK VIS, TETE NOYEE		1	
14	90185-05002	NUT, SELF-LOCKING ECROU, AUTO-BLOCANT		1	
15	6L6-45371-00	TAB-TRIM ANODE DERIVE		1	
16	90105-10M00	BOLT, FLANGE BOULON		1	
17	90445-076K2	HOSE (L1550) DURITE (L1550)		1	
18	6E5-83558-00	END, NIPPLE RACCORD DE NIPPLE		1	
19	90465-11M10	CLAMP BRIDE		4	
20	6E5-44365-00	DAMPER, WATER SEAL JOINT, TUBE D'EAU		1	
21	6E5-44312-00	COVER, WATER PUMP HOUSING COUVERCLE		1	
22	6E5-45987-01	SPACER ENTRETOISE		1	
23	688-45997-01	SPACER ENTRETOISE		1	
24	92990-18200	WASHER RONDELLE, PLATE		1	
25	90171-18M04	NUT, CASTLE ECROU, CRENELE		1	
26	91490-40030	PIN, COTTER GOUPILLE		1	
27	6L6-45930-01-98	PROPELLER (3X13"X17"-KL) HELICE (3X13"X17"-KL)		1	UR

D4

FIG. 31 LOWER CASING. DRIVE 4

BOITIER D'HELICE, TRANSMISSION 4



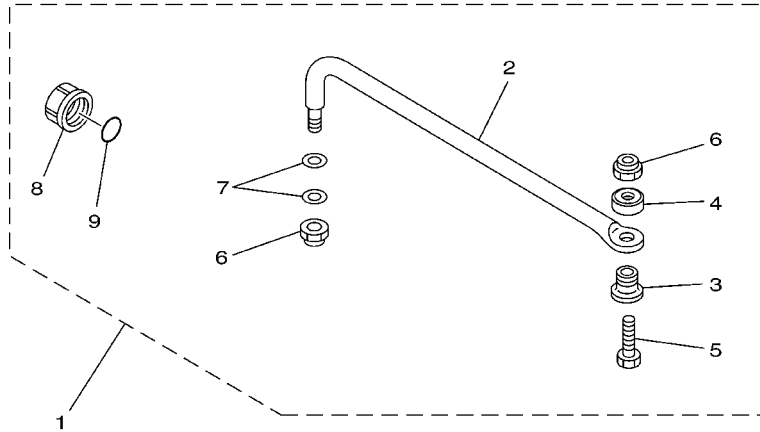
REF. NO.	PART NO. NO. PIECES	DESCRIPTION DESCRIPTION	68V2	68W2	REMARKS REMARQUES
27	6L6-45970-00-98	PROPELLER (3X13"X19"-KL) HELICE (3X13"X19"-KL)		1	UR
	6L6-45972-00-98	PROPELLER (3X13"X21"-KL) HELICE (3X13"X21"-KL)		1	UR


68W0100-1310

FIG. 32 STEERING GUIDE ATTACHMENT 1

DIRECTION GUIDE ACCESSOIRE 1

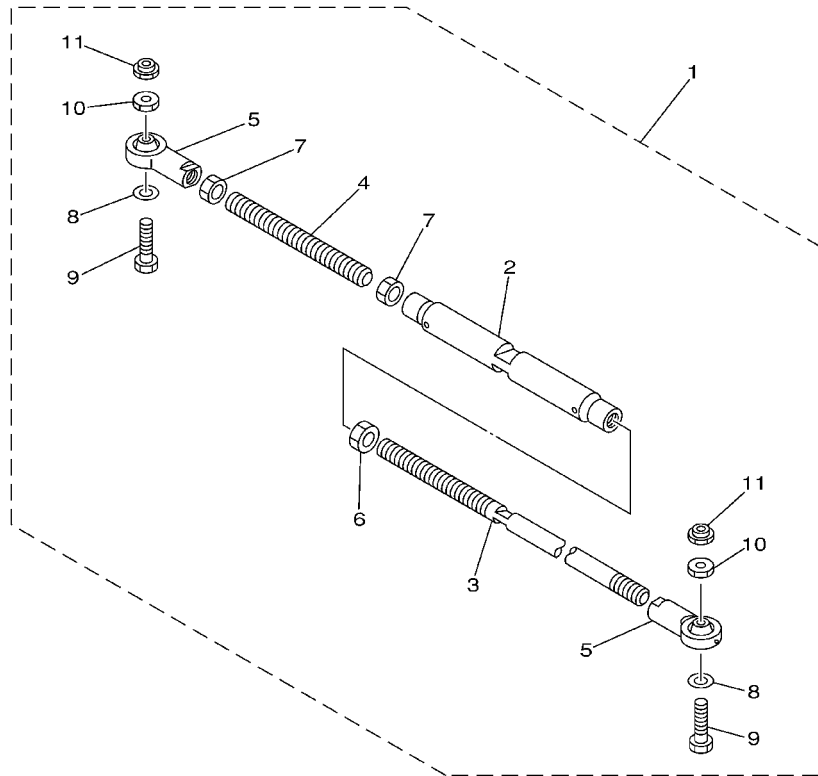
REF. NO.	PART NO. NO. PIECES	DESCRIPTION DESCRIPTION	68V2	68W2	REMARKS REMARQUES
1	6E5-61350-02	STEERING GUIDE ATTACHMENT KIT FIXATIONS DE DIRECTION	1	1	AP
2	6E5-61351-01	.ROD, STEERING LINK .REVOI DE DIRECTION	1	1	
3	90387-10M61	.COLLAR .COLLERETTE	1	1	
4	90560-12M01	.SPACER .ENTRETOISE	1	1	
5	6E5-61355-00	.BOLT .BOULON	1	1	
6	90185-09M01	.NUT, SELF-LOCKING .ECROU, AUTO-BLOCANT	2	2	
7	90201-10M20	.WASHER, PLATE .RONDELLE, PLATE	2	2	
8	6E5-43145-01	.CAP, CLAMP BRACKET .CAPUCHON, PRESSE	1	1	
9	93210-16275	.O-RING .JOINT TORIQUE	1	1	



67H0100-9290

FIG. 33 STEERING GUIDE ATTACHMENT 2

DIRECTION GUIDE ACCESSOIRE 2

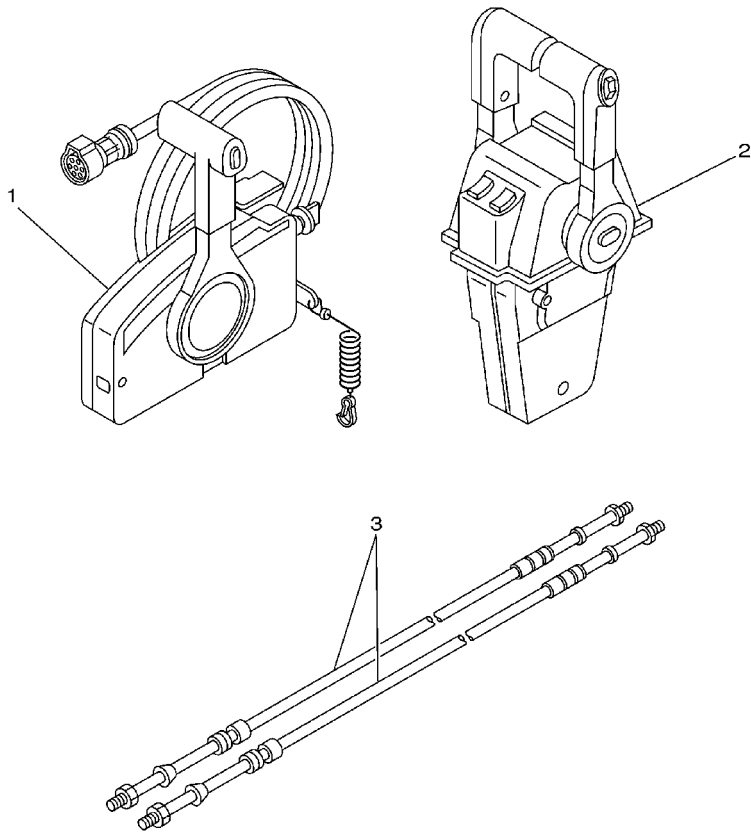


67H0100-0300

REF. NO.	PART NO. NO. PIECES	DESCRIPTION DESCRIPTION	68V2	68W2	REMARKS REMARQUES
1	6E5-61301-01	TWIN KIT (L:600-800MM) JUMELE KIT (L:600-800MM)		1	AP
2	6E5-61313-00	.ADJUSTER .TENDEUR		1	
3	6E5-61311-11	.TIE BAR BARRE D'ACCOUPEMENT		1	
4	6E5-61315-00	.TIE BAR BARRE D'ACCOUPEMENT		1	
5	6E5-61303-00	.STEERING EYE COMP. .AXE COMP.		2	
6	90170-14M06	.NUT .ECROU		1	
7	95380-14700	.NUT .ECROU		2	
8	90201-10M76	.WASHER, PLATE .RONDELLE, PLATE		2	
9	90101-09M70	.BOLT .BOULON		2	
10	90170-09M05	.NUT .ECROU		2	
11	90185-09M01	.NUT, SELF-LOCKING .ECROU, AUTO-BLOCANT		2	

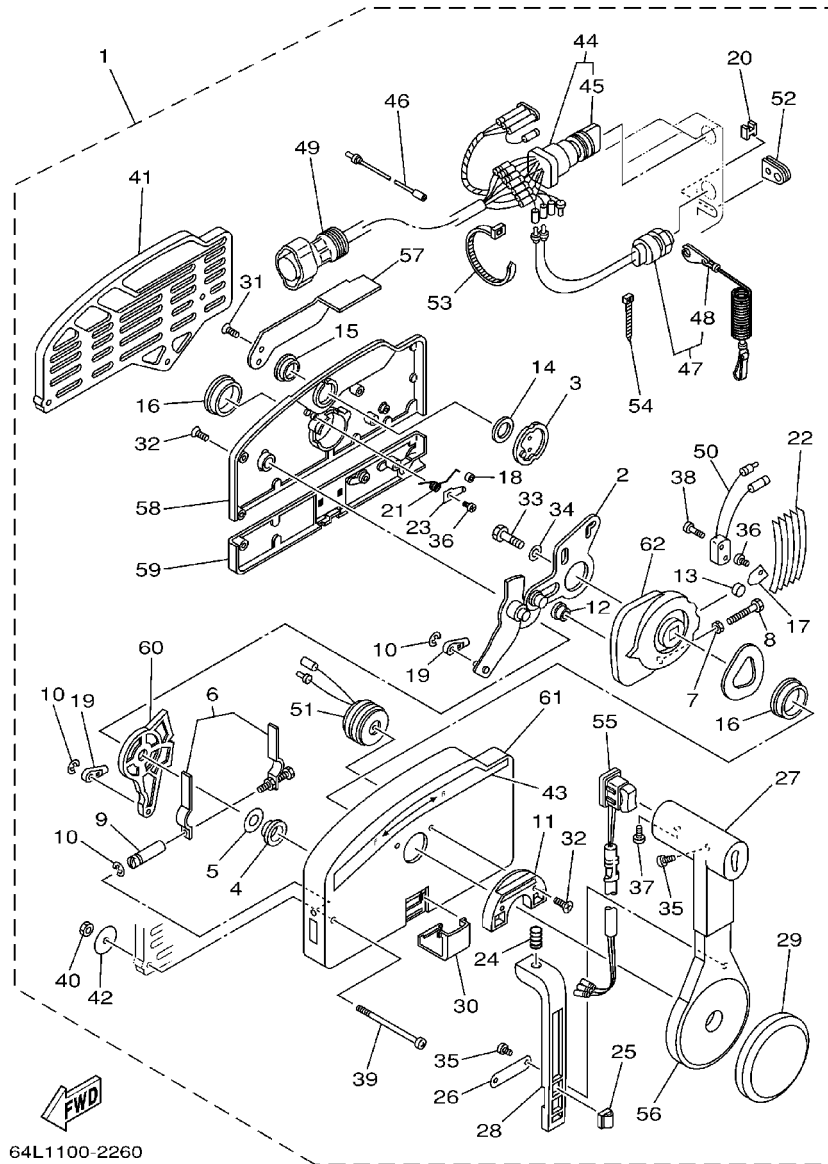
FIG. 34 REMOTE CONTROL BOX

BOITIER DE COMMANDE A DISTANCE



REF. NO.	PART NO. NO. PIECES	DESCRIPTION DESCRIPTION	68V2	68W2			REMARKS REMARQUES
1	703-48205-17	REMOTE CONTROL ASSY BOITIER DE COMMANDE A DISTANCE	1				AP WITH PT/T SW.
2	704-48207-23	REMOTE CONTROL ASSY BOITIER DE COMMANDE A DISTANCE		1			AP WITH PT/T SW.
3	701-48320-50	CABLE, REMOTE CONTROL L=15F CABLE, COMMANDE A DISTANCE:15F	2	2			UR
	701-48320-60	CABLE, REMOTE CONTROL L=16F CABLE, COMMANDE A DISTANCE:16F	2	2			UR
	701-48320-80	CABLE, REMOTE CONTROL L=17F CABLE, COMMANDE A DISTANCE:17F	2	2			UR
	701-48350-00	CABLE, REMOTE CONTROL L=21F CABLE, COMMANDE A DISTANCE:21F	2	2			UR
	701-48350-20	CABLE, REMOTE CONTROL L=23F CABLE, COMMANDE A DISTANCE:23F	2	2			UR


67H0100-9310

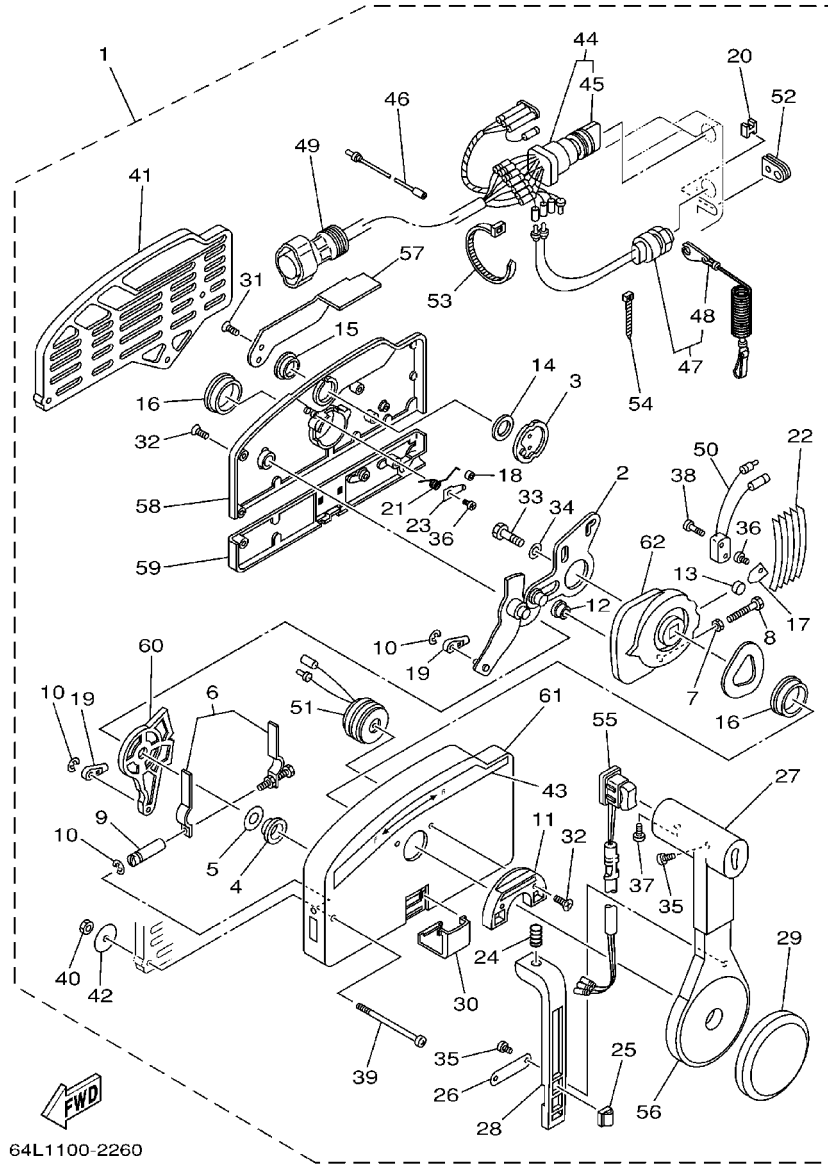


64L1100-2260

FIG. 35 REMOTE CONTROL ASSY 1 BOITIER DE COMMANDE A DISTANCE 1

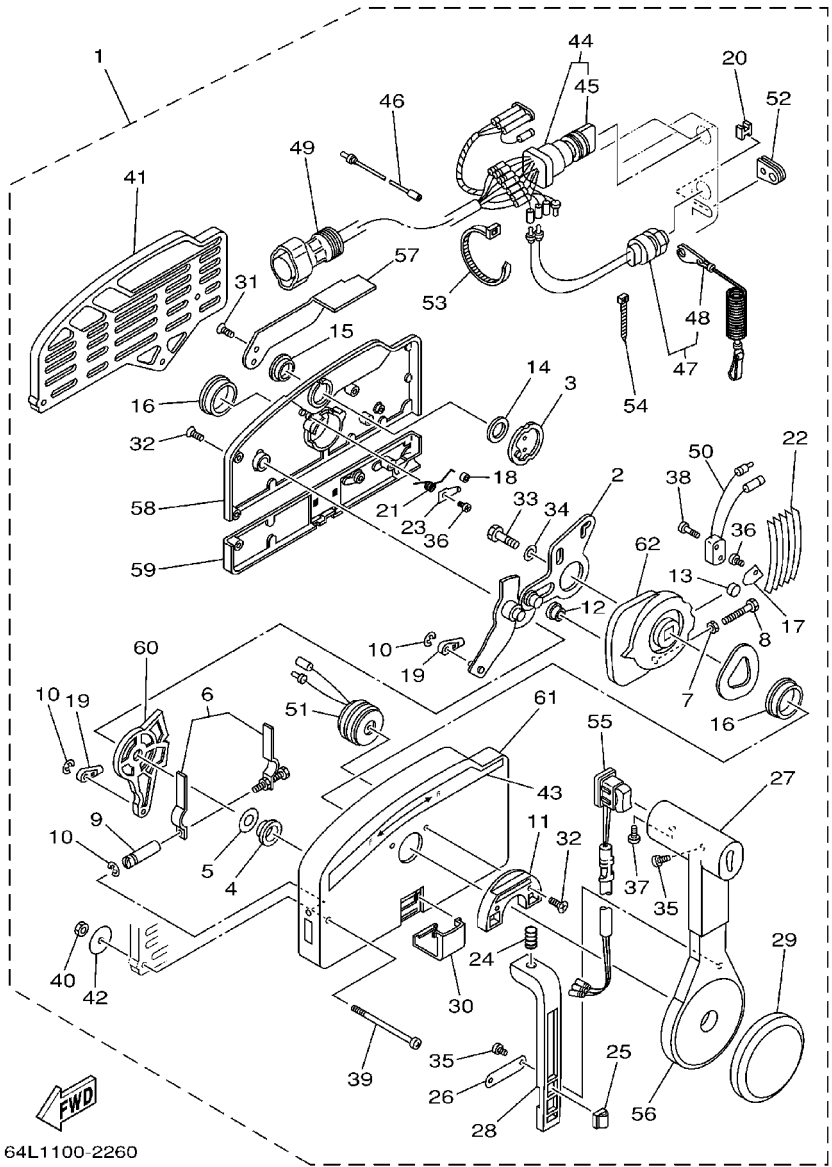
REF. NO.	PART NO. NO. PIECES	DESCRIPTION DESCRIPTION	68V2	68W2	REMARKS REMARQUES
1	703-48205-17	REMOTE CONTROL ASSY BOITIER DE COMMANDE A DISTANCE	1		AP WITH PT/T SW.
2	703-48261-01	.ARM, THROTTLE	1		
3	703-48153-00	.BRAS, ACCELERATION	1		
4	703-48235-00	.SHAFT, FREE ACCEL. .AXE	1		
5	703-48235-00	.BUSHING .COUSSINET	1		
6	703-48268-00	.SPACER .ENTRETOISE	1		
7	703-48264-00	.THROTTLE, FRICTION .ACCELERATION	1		
8	95380-05600	.NUT .ECROU	1		
9	97380-05025	.BOLT .BOULON, HEXAGONAL	1		
10	703-48265-00	.SHAFT, FRICTION .AXE, COPILOTE	1		
11	93430-06024	.CIRCLIP	3		
12	703-48245-00	.CLIPS .PLATE, LOCK .PLAQUE, VERROU	1		
13	703-48252-00	.ROLLER, CAM .POULIE	1		
14	701-48248-00	.ROLLER, FREE ACCEL. .POULIE	1		
15	703-48198-00	.WASHER, WAVE .RONDELLE, ELASTIQUE ONDULEE	1		
16	703-48243-00	.BUSHING .COUSSINET	1		
17	703-48236-00	.BUSHING 1 .POULIE	2		
18	703-48189-00	.RETAINER .FLASQUE	1		
19	703-48234-00	.ROLLER, DETENT .POULIE	1		
20	703-48345-01	.CABLE END, REMOTE CONTROL 2 .CHAPE CABLE	2		
21	703-48358-00	.ANCHOR, CABLE .COLLIER	1		
22	703-48244-00	.SPRING, FREE ACCEL. .RESSORT	1		
23	703-48238-00	.SPRING, DETENT .RESSORT	5		
24	703-48246-00	.SPACER .ENTRETOISE	1		
25	703-48227-00	.SPRING, NEUTRAL LOCK .RESSORT	1		
26	703-82594-00	.CLAMP .BRIDE	1		WITH PT/T SW.
27	703-48226-00	.PLATE, STOPPER .PLAQUETTE	1		
28	703-48222-00	.GRIP, CONTROL LEVER .POIGNEE, COMMANDE LEVIER	1		SINGLE

FIG. 35 REMOTE CONTROL ASSY 1 BOITIER DE COMMANDE A DISTANCE 1



64L1100-2260

REF. NO.	PART NO. NO. PIECES	DESCRIPTION DESCRIPTION	68V2	68W2	REMARKS REMARQUES
28	703-48223-00	.LOCK, NEUTRAL .VERROU, NEUTRAL	1		
29	703-48225-00	.COVER .COUVERCLE	1		
30	703-48219-00	.COVER, LEAD .COUVERCLE	1		
31	703-48281-00	.SCREW .VIS	2		
32	703-48282-00	.SCREW .VIS	7		
33	97380-08030	.BOLT .BOULON, HEXAGONAL	1		
34	92990-08600	.WASHER, PLATE .RONDELLE, PLATE	1		
35	98580-04010	.SCREW, PAN HEAD .VIS	3		
36	98580-04006	.SCREW, PAN HEAD .VIS	2		
37	98580-05010	.SCREW, PAN HEAD .VIS	1		
38	98580-03015	.SCREW, PAN HEAD .VIS	2		
39	703-48291-10	.SCREW (M6) .VIS (M6)	3		
40	95380-06600	.NUT, HEXAGON .ECROU	3		
41	703-48293-10	.SPACER, REMOTE CONTROL .ENTRETOISE	1		SINGLE
42	701-48287-00	.WASHER .RONDELLE	3		
43	703-48215-00	.GRAPHIC .ADHESIF	1		
44	703-82510-43	.MAIN SWITCH ASSY .CONTACTEUR A CLEF COMPLET	1		
45	703-82577-00	.CAP, KEY .CABOCHON	1		
46	703-82531-00	.WIRE, LEAD .FIL	1		
47	688-82575-01	.ENGINE STOP SWITCH ASSY .COUPE CIRCUIT CPLT	1		
48	682-82556-00	.STOPPER .PLAQUETTE	1		
49	688-8258A-20	.EXTENSION, WIRE HARNESS .EXTENSION, FAISCEAU DE FILS	1		L:5M (10P)
50	703-82540-00	.NEUTRAL SWITCH ASSY .CONTACTEUR DE POINT-MORT	1		
51	703-83383-02	.BUZZER .RONFLEUR	1		
52	703-48284-00	.GROMMET .PASSE-FIL	1		
53	703-82591-00	.BAND .COLLIER	1		
54	703-82592-00	.BAND .COLLIER	1		

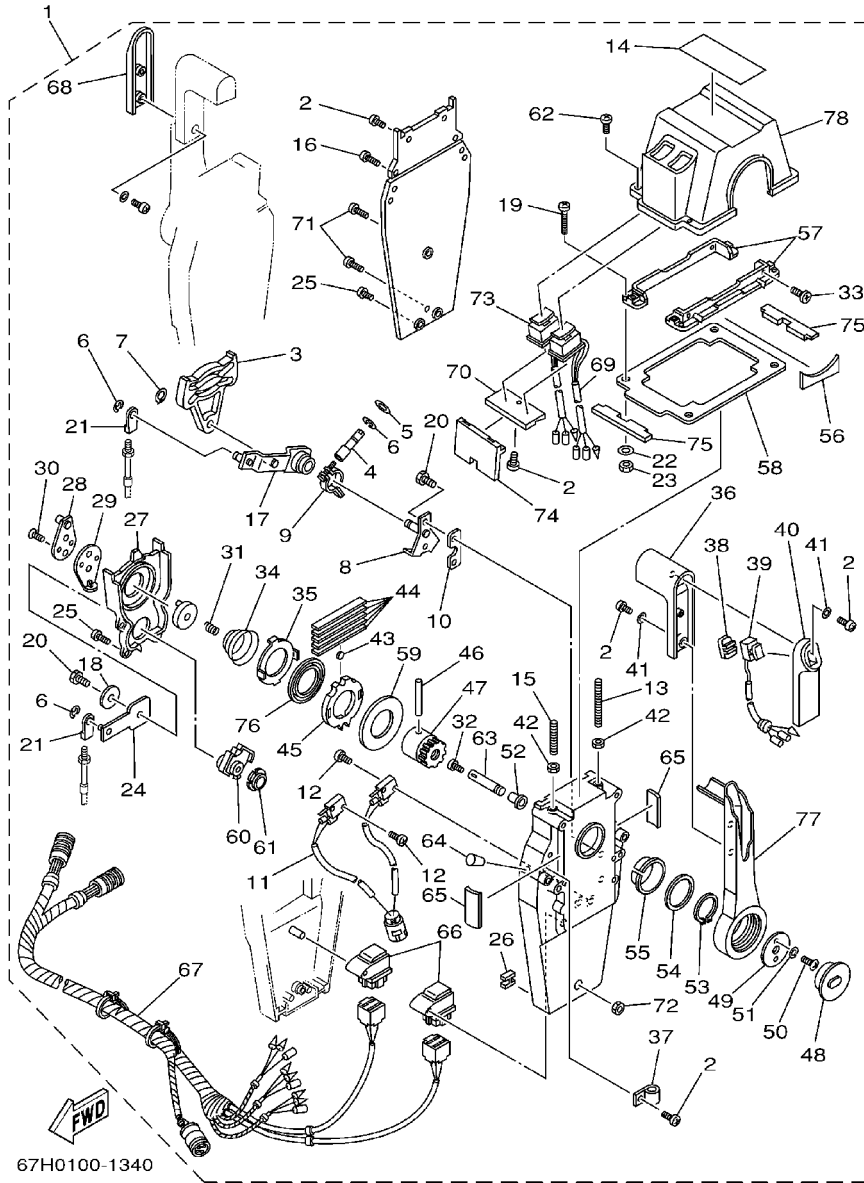


64L1100-2260

FIG. 35 REMOTE CONTROL ASSY 1 BOITIER DE COMMANDE A DISTANCE 1

REF. NO.	PART NO. NO. PIECES	DESCRIPTION DESCRIPTION	68V2	68W2	REMARKS REMARQUES
55	703-82563-02	.TRIM & TILT SWITCH ASSY .INCLINER ET PARER COMMUTATEUR	1		WITH PT/T SW.
56	703-48221-00	.LEVER, CONTROL .LEVIER, COMMANDE	1		
57	703-48152-00	.KNOB, FREE ACCEL. .BOUTON	1		
58	703-48212-00	.BACK PLATE 1 .PLAQUETTE 1	1		
59	703-48213-00	.BACK PLATE 2 .PLAQUETTE 2	1		
60	703-48271-00	.ARM, SHIFT .BRAS	1		
61	703-48211-01	.HOUSING,1 .CORPS	1		
62	703-48232-00	.GEAR .PIGNON	1		

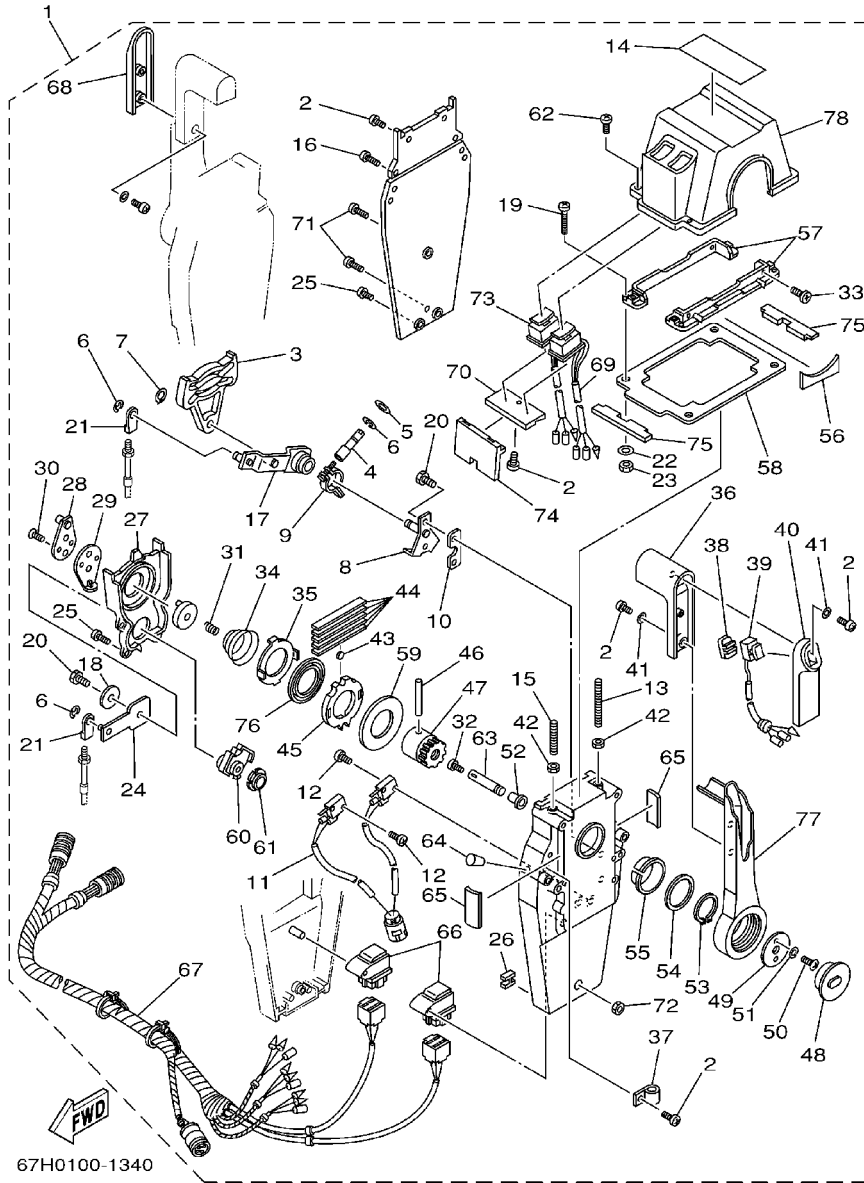
FIG. 36 REMOTE CONTROL ASSY 2 BOITIER DE COMMANDE A DISTANCE 2



67H0100-1340

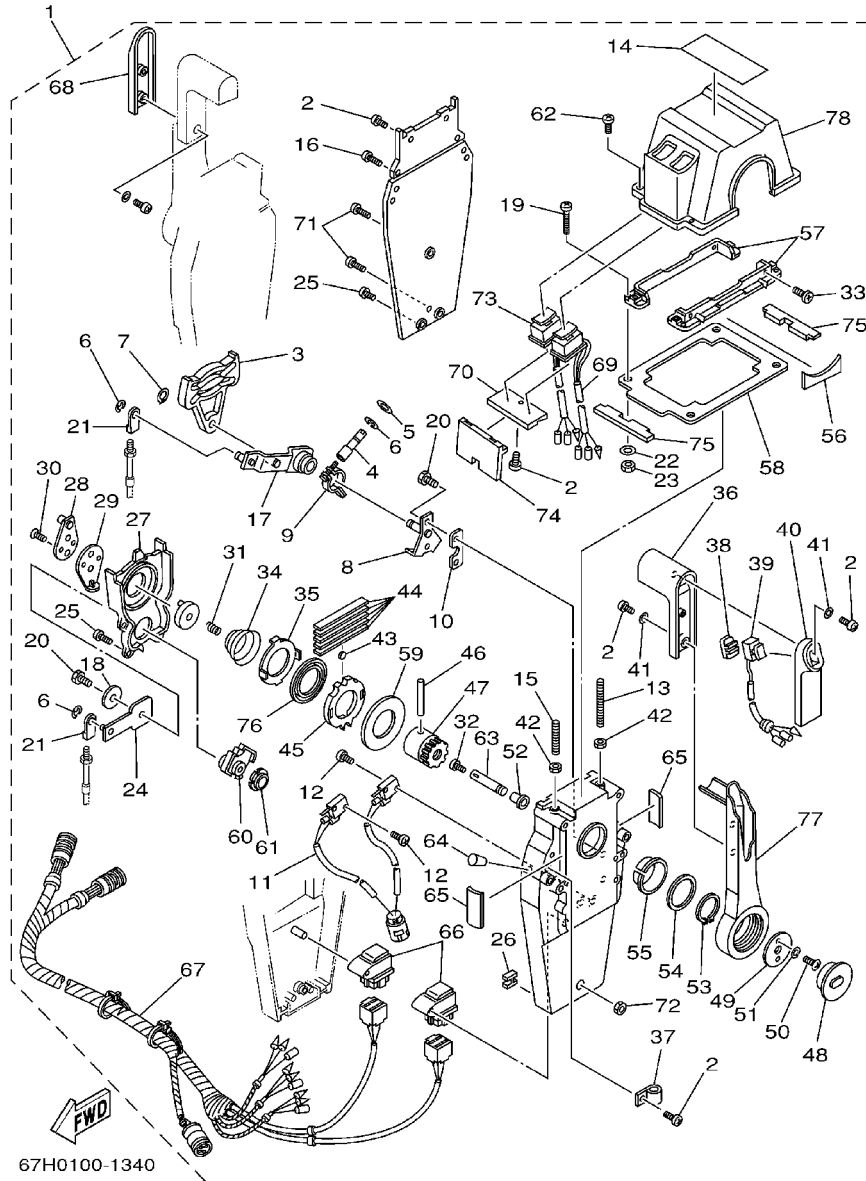
REF. NO.	PART NO. NO. PIECES	DESCRIPTION DESCRIPTION	68V2	68W2	REMARKS REMARQUES
1	704-48207-23	REMOTE CONTROL ASSY BOITIER DE COMMANDE A DISTANCE		1	AP WITH PT/T SW.
2	97890-05016	.SCREW, PAN HEAD .VIS, CRUCIFORME		12	
3	EL8-48251-00	.PLATE, CAM .PLAQUE, CAME		2	
4	704-48265-00	.SHAFT, FRICTION .AXE, COPILOTE		2	
5	701-48246-00	.SPACER .ENTRETOISE		2	
6	93430-06024	.CIRCLIP .CLIPS		8	
7	EL8-48259-00	.CIRCLIP 1 .CIRCLIP		2	
8	704-48262-00	.SHAFT, THROTTLE .AXE, ACCELERATION		2	
9	704-48264-00	.THROTTLE, FRICTION .ACCELERATION		2	
10	704-48266-00	.SPACER .ENTRETOISE		2	
11	704-82540-10	.NEUTRAL SWITCH ASSY .CONTACTEUR DE POINT-MORT		1	
12	6A5-48129-10	.SCREW 3 .VIS 3		4	
13	EL8-48281-00	.SCREW .VIS		2	
14	704-48215-10	.GRAPHIC .ADHESIF		1	
15	704-48281-00	.SCREW .VIS		2	
16	97890-05025	.SCREW, PAN HEAD .VIS, CRUCIFORME		4	
17	704-48261-00	.ARM, THROTTLE .BRAS, ACCELERATION		2	
18	EL8-48191-00	.WASHER 1 .RONDELLE		2	
19	704-48283-00	.SCREW .VIS		4	
20	97380-06018	.BOLT .BOULON, HEXAGONAL		6	
21	703-48345-01	.CABLE END, REMOTE CONTROL 2 .CHAPE CABLE		4	
22	704-48287-00	.WASHER .RONDELLE		4	
23	95380-05600	.NUT .ECROU		4	
24	EL8-48271-00	.ARM, SHIFT .BRAS		2	
25	EL8-48127-00	.SCREW 1 .VIS 1		16	
26	703-48358-00	.ANCHOR, CABLE .COLLIER		2	
27	EL8-48231-00	.HOUSING, GEAR .CARTER, ENGRENAGE		2	

FIG. 36 REMOTE CONTROL ASSY 2 BOITIER DE COMMANDE A DISTANCE 2



REF. NO.	PART NO. NO. PIECES	DESCRIPTION DESCRIPTION	68V2	68W2	REMARKS REMARQUES
28	EL8-48241-00	.ARM, DRIVE .BRAS, COMMANDE		2	
29	EL8-48254-00	.STOPPER, THROTTLE ADJUSTING .BUTEE		2	
30	92780-06020	.SCREW, FLAT HEAD .VIS A TETE FRAISEE		4	
31	EL8-48158-00	.SPRING 1 .RESSORT 1		2	
32	98580-04006	.SCREW, PAN HEAD .VIS		2	
33	98780-05018	.SCREW, FLAT HEAD .VIS A TETE FRAISEE		4	
34	EL8-48244-00	.SPRING, FREE ACCEL. .RESSORT		2	
35	EL8-48245-00	.PLATE, LOCK .PLAQUE, VERROU		2	
36	704-48222-00	.GRIP, CONTROL LEVER .POIGNEE, COMMANDE LEVIER		2	
37	704-82594-00	.CLAMP .BRIDE		1	
38	704-48228-00	.HOLDER, SWITCH .SUPPORT		1	
39	704-82563-31	.TRIM & TILT SWITCH ASSY .INCLINER ET PARER COMMUTATEUR		1	
40	704-48229-00	.GRIP, CONTROL LEVER .POIGNEE, COMMANDE LEVIER		1	
41	92990-05300	.WASHER, INTERNAL TOOTH .RONDELLE, DENTURE INTERNE		6	
42	95380-06600	.NUT, HEXAGON .ECROU		4	
43	701-48248-00	.ROLLER, FREE ACCEL. .POULIE		2	
44	703-48238-00	.SPRING, DETENT .RESSORT	10		
45	EL8-48232-00	.GEAR 1 .PIGNON		2	
46	EL8-48164-00	.PIN 2 .PION 2		2	
47	704-48242-00	.SHAFT, DRIVE .ARBRE, MOTEUR		2	
48	704-48225-00	.COVER .COUVERCLE		2	
49	704-48192-00	.WASHER 2 .RONDELLE 2		2	
50	97890-06018	.SCREW, PAN HEAD .VIS, CRUCIFORME		4	
51	92990-06300	.WASHER, INTERNAL TOOTH .RONDELLE, DENTURE INTERNE		4	
52	702-48263-00	.BUSHING .COUSSINET		2	
53	EL8-48279-00	.CIRCLIP 2 .CIRCLIP 2		2	
54	704-48193-00	.WASHER 3 .RONDELLE 3		2	

FIG. 36 REMOTE CONTROL ASSY 2 BOITIER DE COMMANDE A DISTANCE 2

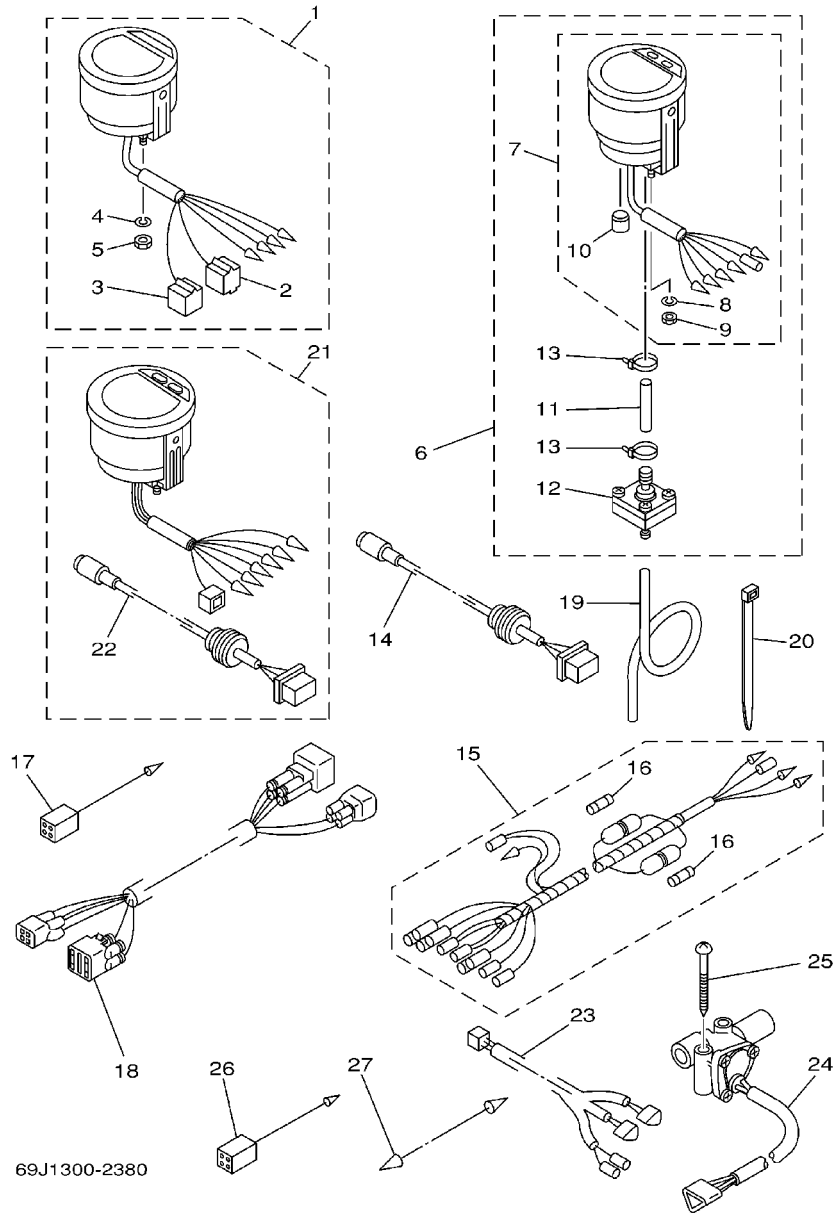


67H0100-1340

REF. NO.	PART NO. NO. PIECES	DESCRIPTION DESCRIPTION	68V2	68W2	REMARKS REMARQUES
55	EL8-48234-00	.BUSHING 1 .POULIE		2	
56	704-48219-00	.COVER, LEAD .COUVERCLE		2	
57	704-48144-00	.PLATE, STOPPER 2 .PLAQUETTE 2		2	
58	704-48176-10	.GROMMET .PASSE-FIL		1	
59	703-48192-00	.WASHER 2 .RONDELLE 2		2	
60	EL8-48233-00	.GEAR 2 .PIGNON 2		2	
61	703-48235-00	.BUSHING .COUSSINET		2	
62	704-48282-00	.SCREW .VIS		4	
63	EL8-48153-10	.SHAFT, FREE ACCEL. .AXE		2	
64	704-48166-00	.PLUG .BOUCHON		2	
65	704-48284-00	.GROMMET .PASSE-FIL		4	
66	704-81950-00	.RELAY ASSY .RELAIS COMPLET		2	
67	704-82590-10	.WIRE HARNESS ASSY .FAISCEAU DE FILS COMPLET		1	
68	704-48229-10	.GRIP, CONTROL LEVER .POIGNEE, COMMANDE LEVIER		1	
69	704-82563-E0	.TRIM & TILT SWITCH ASSY .INCLINER ET PARER COMMUTATEUR		1	
70	704-48228-10	.HOLDER, SWITCH .SUPPORT		1	
71	704-48128-00	.SCREW 2 .VIS 2		3	
72	704-48156-00	.NUT 1 .ECROU 1		1	
73	704-82563-F0	.TRIM & TILT SWITCH ASSY .INCLINER ET PARER COMMUTATEUR		1	
74	704-48285-00	.GROMMET 2 .PASSE-FIL 2		1	
75	704-48286-00	.GROMMET 3 .PASSE-FIL 3		2	
76	704-48178-00	.PLATE, SHIFT .PLAQUETTE		2	
77	704-48221-00	.LEVER, CONTROL .LEVIER, COMMANDE		2	
78	704-48119-20	.COVER .COQUILLE		1	

FIG. 37 METER

COMPTEUR

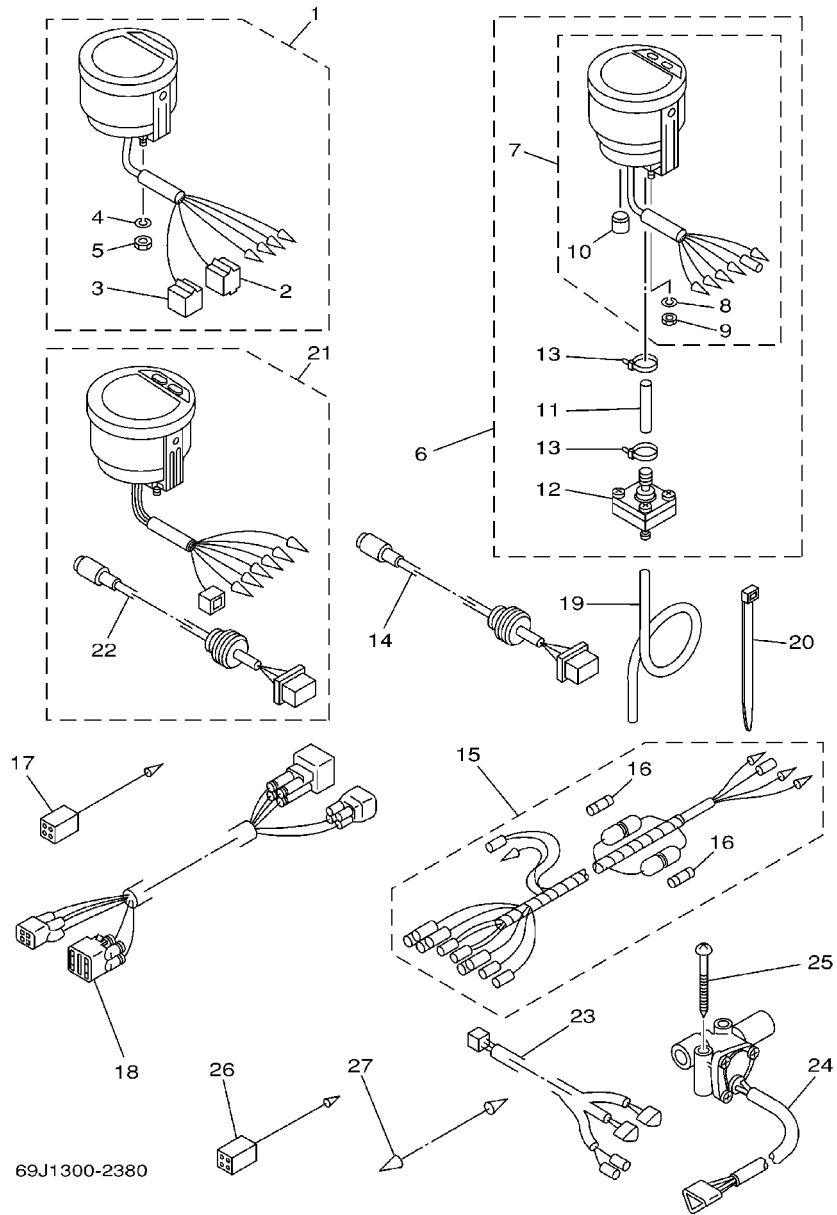


69J1300-2380

REF. NO.	PART NO. NO. PIECES	DESCRIPTION DESCRIPTION	68V2	68W2	REMARKS REMARQUES
1	6Y5-8350T-02	TACHOMETER ASSY COMPTE-TOURS CPLT	1	1	AP
2	9E450-04433	.CONNECTOR .CONNECTEUR	1	1	M-4-W
3	9E450-04533	.CONNECTOR .CONNECTEUR	1	1	F-4-W
4	92990-04100	.WASHER, SPRING .RONDELLE, GROWER	2	2	
5	95380-04600	.NUT .ECROU	2	2	
6	6Y5-83500-S5	DIGITAL SPEEDOMETER ASSY TACHYMETRE NUMERIQUE CPLT.	1		AP
7	6Y5-83570-S5	.SPEEDOMETER ASSY .COMPTEUR DE VITESSE CPLT	1		
8	92990-04100	.WASHER, SPRING .RONDELLE, GROWER	2		
9	95380-04600	.NUT .ECROU	2		
10	6Y5-83533-T2	.GROMMET .RONDELLE CAOUTCHOUQ	1		
11	6Y5-83557-31	.TUBE .TUBE	1		
12	6Y5-83728-00	.CONNECTOR ASSY .CONNEXION COMPLET	1		
13	90465-11M10	.CLAMP .BRIDE	2		
14	6Y5-87122-S0	CORD ASSY 1 COPDON COMPLET	1		AP
15	6Y5-83553-M0	WIRE, LEAD FIL	1		AP
	6Y5-83553-00	WIRE, LEAD FIL	1		AP
16	1E6-82151-00	.FUSE (10A) .FUSIBLE (10A)	2		FOR 6Y5-83553-M0
	1E6-82151-00	.FUSE (10A) .FUSIBLE (10A)	1		FOR 6Y5-83553-00
17	6Y5-82117-00	WIRE, LEAD (BLACK) FIL (NOIR)	1		AP
18	68F-82553-80	EXTENSION, WIRE LEAD EXTENSION, FAISCEAU	1		AP
	68F-82553-90	EXTENSION, WIRE LEAD EXTENSION, FAISCEAU	1		AP
19	6Y5-83557-10	TUBE (8M) TUBE (8M)	1		
20	90465-11M10	CLAMP BRIDE	2		
21	6Y5-8350F-00	FUEL MANAGEMENT METER COMPT. DE GESTION DU CARBURANT	1		AP
22	6Y5-87122-S0	.CORD ASSY 1 .COPDON COMPLET	1		
23	6Y5-83553-F1	WIRE, LEAD FIL	1		AP
24	6Y5-85752-01	SENDER UNIT ASSY, FUEL METER PERCEPTION DE JAUQE A ESSENCE	2		AP

FIG. 37 METER

COMPTEUR

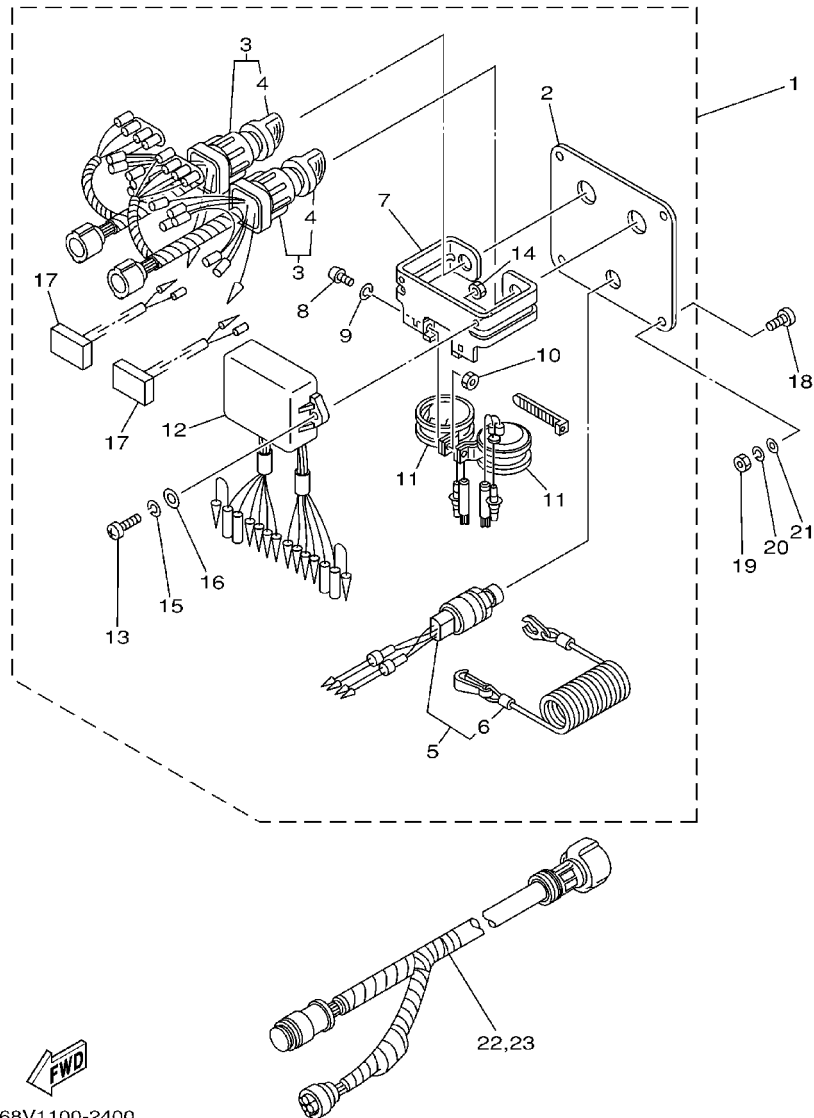


69J1300-2380

REF. NO.	PART NO. NO. PIECES	DESCRIPTION DESCRIPTION	68V2	68W2	REMARKS REMARQUES
25	90158-06002	SCREW, WOOD VIS, A BOIS		4	AP
26	6Y5-82117-00	WIRE, LEAD (BLACK) FIL (NOIR)		1	AP
27	703-82531-00	WIRE, LEAD FIL		1	AP

FIG. 38 SWITCH. PANEL

TABLEAU DE CONTACTEUR

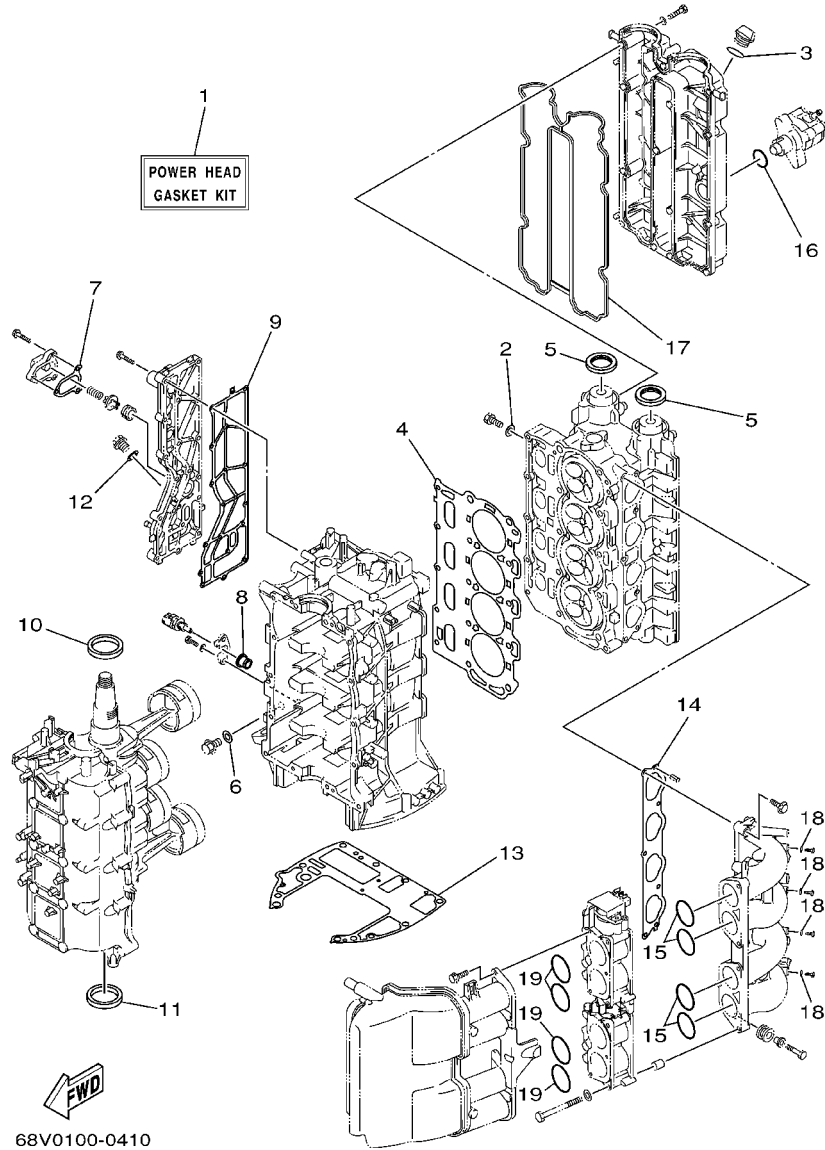


REF. NO.	PART NO. NO. PIECES	DESCRIPTION DESCRIPTION	68V2	68W2	REMARKS REMARQUES
1	6K1-82570-07	PANEL SWITCH ASSY PLATINE D'INTERUPEUR CPLT		1	AP
2	6K1-82571-01	.PANEL, SWITCH .TABLEAU, CONTACTEUR		1	
3	6K1-82510-06	.MAIN SWITCH ASSY .CONTACTEUR A CLEF COMPLET		2	
4	703-82577-00	..CAP, KEY ..CABOCHON		1	
5	6K1-82575-00	.ENGINE STOP SWITCH ASSY .COUPE CIRCUIT CPLT		1	
6	682-82556-00	..STOPPER ..PLAQUETTE		1	
7	6K1-83614-01	.BRACKET .SUPPORT		1	
8	98980-05010	.SCREW, BIND .VIS		2	
9	92990-05100	.WASHER, SPRING .RONDELLE, GROWER		2	
10	95380-05600	.NUT .ECROU		2	
11	688-83383-11	.BUZZER .RONFLEUR		2	
12	6K1-85830-01	.CONTROL UNIT ASSY .BLOC DE CONTROLE		1	
13	98980-06020	.SCREW, BIND .VIS		2	
14	95380-06600	.NUT, HEXAGON .ECROU		2	
15	92990-06100	.WASHER, SPRING .RONDELLE, GROWER		2	
16	92990-06600	.WASHER, PLATE .RONDELLE, PLATE		2	
17	6K1-81980-00	.DIODE ASSY .REDRESSEUR 2		2	
18	90149-05M05	SCREW VIS		4	AP
19	95380-05600	NUT ECROU		4	AP
20	92990-05100	WASHER, SPRING RONDELLE, GROWER		4	AP
21	92990-05600	WASHER, PLATE RONDELLE, PLATE		4	AP
22	6K1-8258A-40	EXTENSION, WIRE HARNESS EXTENSION, FAISCEAU DE FILS		1	AP
23	61B-8258A-01	EXTENSION, WIRE HARNESS EXTENSION, FAISCEAU DE FILS		1	AP

FWD
68V1100-2400

FIG. 39 REPAIR KIT 1

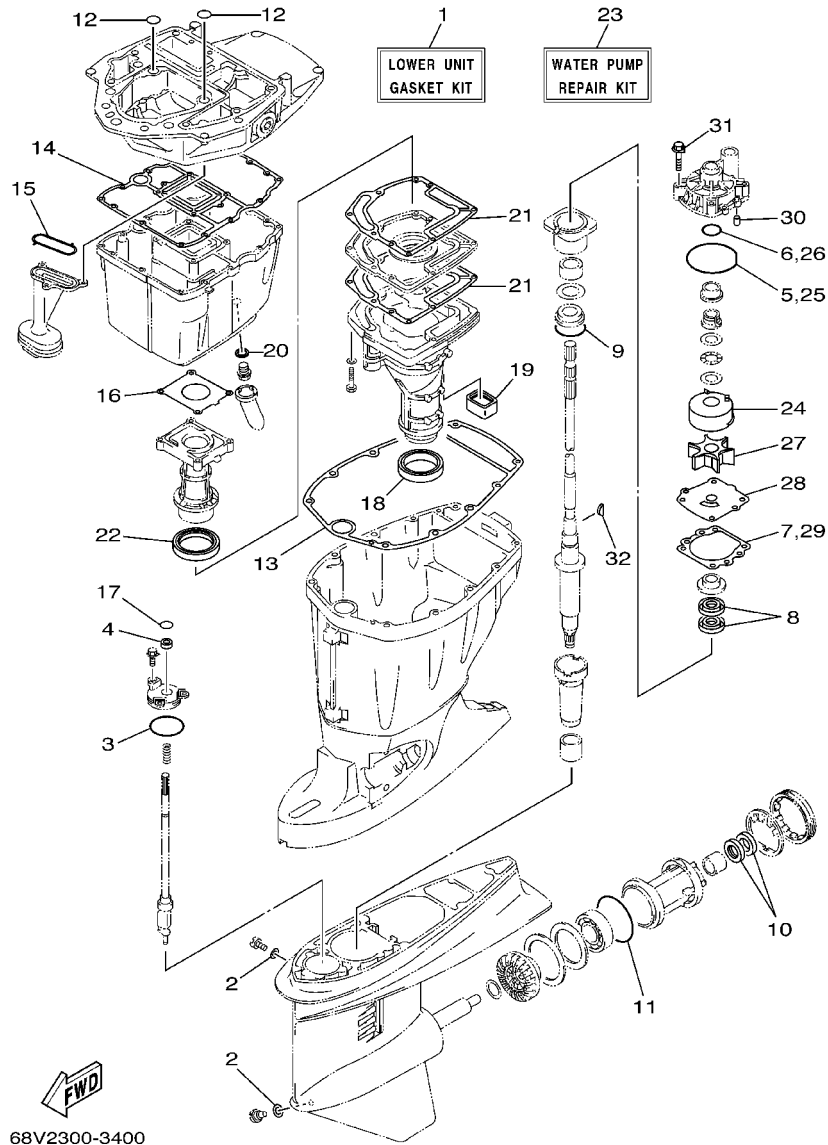
KITS DE REPARATION 1



REF. NO.	PART NO. NO. PIECES	DESCRIPTION DESCRIPTION	68V2	68W2	REMARKS REMARQUES
1	68V-W0001-02	POWER HEAD GASKET KIT POCHETTE DE JINTS TETE MOTRICE	1	1	
2	90430-08143	.GASKET .JOINT	4	4	
3	93210-24M79	.O-RING .JOINT TORIQUE	1	1	
4	67F-11181-01	.GASKET, CYLINDER HEAD 1 .JOINT, DE CULASSE 1	1	1	
5	93102-38M59	.OIL SEAL .JOINT_SPY	2	2	
6	90430-14115	.GASKET .JOINT	1	1	
7	67F-12435-A0	.GASKET .JOINT	1	1	
8	68V-85753-00	.GASKET, SENDER UNIT .JOINT, DE PERCEPTION	1	1	
9	67F-41114-A0	.GASKET, EXHAUST OUTER COVER .JOINT, COUVERCLE D'ECHAPPEMEN	1	1	
10	93102-48009	.OIL SEAL .JOINT_SPY	1	1	
11	93101-48002	.OIL SEAL .JOINT SPY	1	1	
12	90430-18130	.GASKET .JOINT	1	1	
13	68V-11351-00	.GASKET, CYLINDER .JOINT, D'EMBASE	1	1	
14	68V-13645-00	.GASKET, MANIFOLD 1 .JOINT, TUBULURE 1	1	1	
15	93210-48MG8	.O-RING .JOINT TORIQUE	4	4	
16	93210-30682	.O-RING .JOINT TORIQUE	1	1	
17	67F-11356-00	.SEAL, CYLINDER 2 .JOINT, SPY CYLINDRE	1	1	
18	90430-06014	.GASKET .JOINT	4	4	
19	93210-48MJ9	.O-RING .JOINT TORIQUE	4	4	

FIG. 40 REPAIR KIT 2

KITS DE REPARATION 2



REF. NO.	PART NO. NO. PIECES	DESCRIPTION DESCRIPTION	68V2	68W2	REMARKS REMARQUES
1	68V-W0001-21	LOWER UNIT GASKET KIT POCHETTE DE JOINTS EMBASE	1	1	
2	90430-08020	.GASKET .JOINT	2	2	
3	93210-58144	.O-RING .JOINT TORIQUE	1	1	
4	93106-09014	.OIL SEAL .JOINT SPY	1	1	
5	93210-86M38	.O-RING .JOINT TORIQUE	1	1	
6	93210-37160	.O-RING .JOINT TORIQUE	1	1	
7	6E5-44315-A0	.GASKET, WATER PUMP .JOINT, POMPE A EAU	1	1	
8	93101-28M16	.OIL SEAL .JOINT SPY	2	2	
9	93210-55M14	.O-RING .JOINT TORIQUE	1	1	
10	93101-30M17	.OIL SEAL .JOINT SPY	2	2	
11	93210-86M39	.O-RING .JOINT TORIQUE	1	1	
12	93210-19MJ1	.O-RING .JOINT TORIQUE	2	2	
13	67F-45113-00	.GASKET, UPPER CASING .JOINT, TUBE D'ARBRE	1	1	
14	68V-15312-00	.GASKET, OIL PAN .JOINT DE VENTILATEUR D'HUILE	1	1	
15	67F-13415-00	.SEAL, OIL STRAINER .JOINT, FILTRE A HUILE	1	1	
16	67F-41133-A1	.GASKET, EXHAUST MANIFOLD 1 .JOINT, PIPE D'ECHAPPEMENT	1	1	
17	93210-09165	.O-RING .JOINT TORIQUE	1	1	
18	68V-45123-00	.GASKET, MUFFLER .JOINT, POT DE DETENTE	1	1	
19	67F-45127-00	.SEAL .JOINT	1	1	
20	90430-14M09	.GASKET .JOINT	1	1	
21	67F-41134-A0	.GASKET, EXHAUST MANIFOLD .JOINT, PIPE D'ECHAPPEMENT	2	2	
22	67F-41138-00	.SEAL, EXT. 1 .JOINT DE GROUPE 1	1	1	
23	68V-W0078-00	WATER PUMP REPAIR KIT KIT DE REPARATION DE LA POMPE	1	1	
24	61A-44322-02	.INSERT, CARTRIDGE .CUVETTE	1	1	
25	93210-86M38	.O-RING .JOINT TORIQUE	1	1	
26	93210-37160	.O-RING .JOINT TORIQUE	1	1	
27	6E5-44352-01	.IMPELLER .TURBINE	1	1	

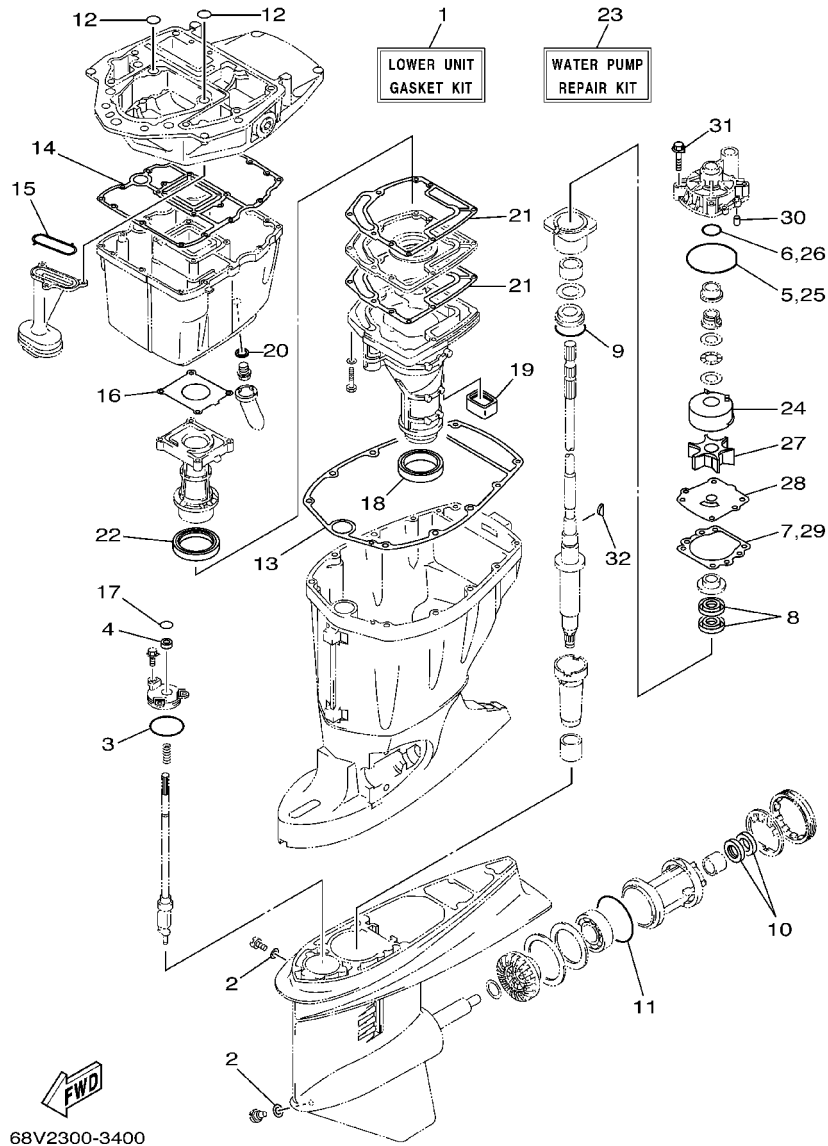


FIG. 40 REPAIR KIT 2

KITS DE REPARATION 2

REF. NO.	PART NO. NO. PIECES	DESCRIPTION DESCRIPTION	68V2	68W2		REMARKS REMARQUES
28	68V-44323-00	.OUTER PLATE, CARTRIDGE .PLAQUE EXTERIEURE	1	1		
29	6E5-44315-A0	.GASKET, WATER PUMP .JOINT, POMPE A EAU	1	1		
30	93606-12019	.PIN, DOWEL .GOUILLE	2	2		
31	90119-08M14	.BOLT, WITH WASHER .BOULON, AVEC RONDELLE	4	4		
32	90280-04M05	.KEY, WOODRUFF .CLAVETTE, DEMI-LUNE	1	1		

NUMERICAL INDEX
INDEX NUMERIQUE

PART NO. NO. PIECES	REF. NO.	PART NO. NO. PIECES	REF. NO.	PART NO. NO. PIECES	REF. NO.	PART NO. NO. PIECES	REF. NO.	PART NO. NO. PIECES	REF. NO.	PART NO. NO. PIECES	REF. NO.
K1C-A3275-00	3 - 8	68V-11656-10	3 - 10	67F-12169-G0	5 - 10	67F-13473-01	27 - 16	68V-14292-00	6 - 19	68V-24312-00	17 - 37
K0A-A3721-00	5 - 7	68V-11656-20	3 - 10	67F-12169-H0	5 - 10	68V-13473-00	7 - 11	68V-14294-00	9 - 33	63D-24364-00	19 - 14
K0A-A3722-00	5 - 8	68V-11656-30	3 - 10	67F-12169-J0	5 - 10	68V-13490-01	9 - 36	68V-14321-00	7 - 4	63D-24367-00	19 - 13
68V-W0001-02	39 - 1	68V-12111-00	5 - 1	67F-12169-K0	5 - 10	67F-13495-00	27 - 18	68V-14323-00	7 - 3	68V-24374-00	10 - 22
68V-W0001-21	40 - 1	67F-12114-00	5 - 4	67F-12169-L0	5 - 10	68V-13532-00	9 - 25	68V-14331-00	7 - 5	6R3-24377-00	10 - 2
68V-W0070-10	1 - 29	67F-12116-00	5 - 3	67F-12169-M0	5 - 10	68V-13533-00	9 - 23		7 - 7	68V-24377-00	9 - 28
68V-W0078-00	40 - 23	67F-12117-00	5 - 5	67F-12169-N0	5 - 10	68V-13534-00	9 - 31	68V-14356-00	8 - 11	68V-24379-00	9 - 29
67G-W0084-12-4D18	1 - 1	67F-12118-00	5 - 6	67F-12169-00	5 - 10	68V-13535-00	9 - 35	68V-14357-00	8 - 21	68V-24387-00	9 - 19
68V-W009A-02-1S	4 - 1	68V-12121-00	5 - 2	67F-12169-10	5 - 10	68V-13542-00	9 - 22	68V-14386-00	9 - 6	68V-24410-00	10 - 16
68V-W009B-04-1S	2 - 1	67F-12138-60	12 - 23	67F-12169-20	5 - 10	68V-13543-00	9 - 37	68V-14397-00	8 - 7	68V-24411-00	10 - 21
68V-W1164-00	3 - 7	67F-12153-00	5 - 9	67F-12169-30	5 - 10	68V-13544-00	9 - 24	68V-1441J-00	7 - 35	68V-24412-00	10 - 17
68V-W1164-10	3 - 7	67F-12168-A0	5 - 10	67F-12169-40	5 - 10	68V-13545-00	9 - 26	68V-1441L-00	7 - 31	68V-24413-00	10 - 23
68V-11110-00-94	4 - 2	67F-12168-B0	5 - 10	67F-12169-50	5 - 10	68V-13546-00	9 - 27	68V-14419-10	7 - 24	68V-24414-00	10 - 24
62Y-11119-00	2 - 8	67F-12168-C0	5 - 10	67F-12169-60	5 - 10	68V-13547-01	9 - 32	68V-14428-00	8 - 19	68V-24423-00	10 - 20
67F-11133-10	4 - 3	67F-12168-DO	5 - 10	67F-12169-70	5 - 10	68V-13573-00	7 - 21	68V-14440-00	6 - 14	68V-24444-00	10 - 25
67F-11168-00	4 - 22	67F-12168-EO	5 - 10	67F-12169-80	5 - 10	68V-13574-00	7 - 20	68V-14446-00	8 - 22	68V-24454-00	10 - 18
67F-11181-01	4 - 17	67F-12168-FO	5 - 10	67F-12171-00	5 - 11	68V-13577-00	9 - 30	68V-14453-00	7 - 34	68V-24469-01	10 - 9
	39 - 4	67F-12168-G0	5 - 10	67F-12181-00	5 - 12	68V-13593-00	9 - 20	68V-14475-00	7 - 23	68V-2447A-00	8 - 26
68V-11191-00-1S	4 - 21	67F-12168-H0	5 - 10	68V-12411-00	4 - 31	67F-13631-03	27 - 22		8 - 20	67F-24491-00	10 - 34
67F-11192-00	4 - 29	67F-12168-J0	5 - 10	68V-12413-00-1S	4 - 32	68V-13641-00-94	7 - 25	68V-14496-00	7 - 19	68V-24495-00	10 - 31
68V-11325-00	2 - 24	67F-12168-K0	5 - 10	6G5-12416-00	2 - 18	68V-13645-00	6 - 5	68V-14511-00	7 - 13	68V-24519-00	8 - 16
	4 - 8	67F-12168-L0	5 - 10	67F-1243A-00	2 - 31		39 - 14	68V-14546-00	9 - 16	68V-24521-01	10 - 6
67F-11327-00-94	2 - 25	67F-12168-M0	5 - 10	67F-12435-A0	2 - 22	68V-13716-00	9 - 21	68V-14565-00	8 - 10	68V-24560-01	10 - 5
	4 - 9	67F-12168-N0	5 - 10		39 - 7	68V-13751-01	7 - 2	68V-14567-00	9 - 11	68V-24563-00	10 - 7
67F-11328-00	2 - 28	67F-12168-P0	5 - 10	67F-1246A-00-1S	2 - 21	68V-13752-01	7 - 6	68V-14592-00	9 - 13	68V-24566-00	10 - 11
	4 - 12	67F-12168-R0	5 - 10	67F-12535-00	17 - 31	68V-13766-00	8 - 4	68V-14711-10-5B	26 - 9	67F-24575-00	10 - 30
68V-11351-00	2 - 34	67F-12168-S0	5 - 10	68T-12572-00	17 - 30	67F-13769-00	27 - 20	68V-14711-30-5B	26 - 9	68V-2481H-00	8 - 28
	39 - 13	67F-12168-T0	5 - 10	6R3-12581-00	17 - 34	68V-13769-00	9 - 4	68V-14777-00	7 - 22		9 - 34
67F-11356-00	4 - 26	67F-12168-U0	5 - 10	6R3-12582-00	17 - 35	68V-13781-00	9 - 7		8 - 18	67G-26301-10	18 - 40
	39 - 17	67F-12168-V0	5 - 10	6R3-12583-00	17 - 36	68V-13784-00	9 - 9	68V-14807-00	9 - 18	67F-28100-00	10 - 37
68V-11411-00	3 - 1	67F-12168-W0	5 - 10	68V-13105-00	7 - 8	68V-13906-00	8 - 9	68V-14960-00	7 - 9	67F-2812A-00	14 - 31
67F-11416-00	3 - 4	67F-12168-X0	5 - 10	67F-13119-01	27 - 19	68V-13907-00	9 - 17	68V-14984-00	9 - 10	6A1-28176-00	17 - 49
67F-11416-10	3 - 4	67F-12168-Y0	5 - 10	68V-1312A-00	7 - 10	67F-13914-00	27 - 21	68V-14985-00	9 - 5	68V-28199-73-A0	10 - 38
67F-11416-20	3 - 4	67F-12168-00	5 - 10	68V-13131-00	10 - 19	68V-13915-00	9 - 8	68V-15100-01-1S	2 - 2	68V-28199-73-B0	10 - 38
67F-11417-00	3 - 5	67F-12168-10	5 - 10	67F-13149-00	27 - 23	68V-13971-00	8 - 14	67F-15142-00	2 - 12	68V-28199-83-A0	10 - 39
67F-11417-10	3 - 5	67F-12168-20	5 - 10	68V-13160-00	8 - 1	68V-13972-00	8 - 15	67F-15311-01-5B	27 - 1	68V-28199-83-B0	10 - 39
67F-11417-20	3 - 5	67F-12168-30	5 - 10	67F-13300-10	27 - 14	68V-1410B-00	8 - 3	68V-15312-00	27 - 8	68V-41113-00-1S	2 - 13
67F-11417-30	3 - 5	67F-12168-40	5 - 10	67F-13314-02	27 - 15	68V-14126-00	9 - 15		40 - 14	67F-41114-A0	2 - 16
67F-11418-00	3 - 6	67F-12168-50	5 - 10	67F-13329-00	27 - 17	68V-14180-01	9 - 1	67F-15316-00	27 - 2		39 - 9
67F-11418-10	3 - 6	67F-12168-60	5 - 10	67F-13338-00	27 - 25	68V-14181-00	9 - 3	68V-15362-00	27 - 30	67F-41131-01-5B	26 - 5
67F-11418-20	3 - 6	67F-12168-70	5 - 10	67F-13339-00	27 - 24	68V-14182-01	9 - 2	6G8-15363-00	4 - 35	67F-41133-A1	26 - 6
67F-11536-00	5 - 23	67F-12168-80	5 - 10	67F-13411-00	27 - 9	68V-14191-00	9 - 14	67F-15373-00	6 - 6		40 - 16
67F-11537-00	5 - 14	67F-12169-A0	5 - 10	67F-13415-00	27 - 13	68V-14200-02	7 - 1	68V-21841-00	8 - 13	67F-41134-A0	26 - 14
67F-11590-00	5 - 18	67F-12169-B0	5 - 10		40 - 15	68V-14225-00	8 - 5	68V-2247B-00	8 - 27		40 - 21
67F-11595-00	5 - 21	67F-12169-C0	5 - 10	67F-13434-02	1 - 39	68V-14255-00	9 - 12	68V-2411M-00	8 - 17	67F-41137-02-94	26 - 1
67F-11603-01	3 - 9	67F-12169-D0	5 - 10	68V-13435-00	8 - 6	68V-14264-00	8 - 12	68V-24149-00	10 - 26	67F-41138-00	26 - 16
67F-11604-01	3 - 9	67F-12169-E0	5 - 10	67F-13437-61	12 - 24	68V-14265-00	8 - 23	68V-2417H-00	7 - 36		40 - 22
68V-11656-00	3 - 10	67F-12169-F0	5 - 10	5GH-13440-00	2 - 39	68V-14291-00-94	6 - 12	6YK-24306-42	11 - 1	6H4-41237-00	7 - 29

NUMERICAL INDEX
INDEX NUMERIQUE

PART NO. NO. PIECES	REF. NO.	PART NO. NO. PIECES	REF. NO.	PART NO. NO. PIECES	REF. NO.	PART NO. NO. PIECES	REF. NO.	PART NO. NO. PIECES	REF. NO.	PART NO. NO. PIECES	REF. NO.
68V-41237-00	7 - 28	648-42715-00	21 - 27	64E-4382G-00	24 - 29	64E-43892-00	25 - 34	6H3-44391-01	1 - 34	688-45375-00	31 - 10
67G-42111-00-4D	18 - 2	61A-42716-00	17 - 39	64E-43820-00	24 - 15	6E5-43896-00	25 - 9		17 - 23	663-45376-00-94	29 - 9
67G-42115-10	18 - 18	67F-42717-00	17 - 25	64E-43821-00	24 - 16	64E-43897-00	24 - 24	67F-44514-00-94	23 - 27		31 - 9
664-42119-00	18 - 3	68V-42718-00	1 - 21	64E-43822-00	24 - 17	64E-43898-00	24 - 7	6G5-44526-00	22 - 3	6E5-45378-00	28 - 10
63D-42121-30-4D	18 - 56	67F-42724-00	26 - 31	64E-43825-01	24 - 2	67G-44100-10	18 - 15	67F-44526-00	23 - 30		30 - 12
68V-42121-00-4D	18 - 64	63D-42725-00	18 - 55	64E-43827-00	25 - 22	67G-44104-00	18 - 16	67F-44533-00	23 - 32	688-45383-02	28 - 68
63D-42126-00	18 - 11	67G-42725-00	19 - 33	64E-43828-00	24 - 22	67G-44113-00	18 - 22	68F-44533-00	2 - 38		30 - 72
67G-42131-00	18 - 50	68V-42725-00	17 - 19	64E-43829-00	24 - 23	68V-44117-00	21 - 5	68V-44551-00-8D	23 - 14	688-45384-00	28 - 69
6H2-42137-00	18 - 5	6H1-42726-20	17 - 22	68V-43830-00	25 - 4	68V-44118-00	21 - 22	68V-44553-00-8D	23 - 24		30 - 73
650-42152-00-94	18 - 19	6G1-42727-00	26 - 4	64E-43831-00	25 - 2	68V-44120-10	21 - 17	61A-44555-01-94	23 - 17	68V-45501-10	28 - 43
67G-42153-00	18 - 25	67G-42735-00	19 - 3	64E-4384J-00	24 - 18	68V-44120-30	21 - 17	61A-44575-00	23 - 16	68V-45501-30	28 - 43
68V-42154-00	21 - 35	68V-42738-00-5B	17 - 17	64E-43841-00	25 - 7	68V-44121-00	21 - 15	68V-45111-11-8D	26 - 18		30 - 45
68V-42157-00	21 - 30	67F-42741-00-8D	17 - 40	64E-43843-00	25 - 6	68V-44122-01	21 - 12	68V-45111-31-8D	26 - 18	61A-45527-00	28 - 23
67G-42159-00	18 - 21	6H4-42748-00	17 - 24	64E-43843-10	25 - 38	67G-44132-00	18 - 26	67F-45113-00	26 - 27		30 - 25
6G1-42177-00	18 - 4	68F-42753-00	17 - 46	64E-43850-00	25 - 15	67F-44135-00	21 - 36		40 - 13	6E5-45536-00	28 - 9
67G-42508-00	20 - 1	67F-42756-00	17 - 20	66Y-43851-00	25 - 11	6E5-44150-Q2	30 - 19	663-45119-00	22 - 14		30 - 11
68V-42510-10-8D	23 - 9	67F-42761-00-94	2 - 35	68V-43855-00	25 - 14	6L6-44150-01	28 - 17		22 - 25	6L6-45538-00	30 - 6
68V-42510-30-8D	23 - 9	67F-42815-00-8D	17 - 5	6E5-43858-00	24 - 28	67G-44159-00-4D	18 - 45	68V-45123-00	26 - 10	61A-45538-00	28 - 20
67G-42526-00	20 - 11	67F-42816-00-8D	17 - 6	64E-43858-00	25 - 12	67G-44173-00	18 - 46		40 - 18		30 - 22
63D-42527-00	20 - 6	68V-42818-00	17 - 9		25 - 18	6G8-44191-00	18 - 48	67F-45127-00	26 - 17	68V-45551-00	28 - 44
63D-42528-00	20 - 17	67F-42828-00-5B	17 - 7	72X-43858-00	25 - 5	61A-44311-01	28 - 24		40 - 19		30 - 46
67G-42541-00	20 - 4	68V-43111-01-8D	22 - 1	64E-43859-00	25 - 13		30 - 26	67F-45151-00	26 - 23	68V-45560-00	28 - 46
67G-42541-10	20 - 7	68V-43112-01-8D	22 - 9	6H1-4386K-10	25 - 29	6E5-44312-00	29 - 4	6H3-45155-00	26 - 26	68W-45560-00	30 - 48
624-42542-00	13 - 3	64E-43126-00	22 - 37	64E-43860-00	25 - 20		29 - 21	67F-45181-00-5B	26 - 15	6E5-45567-01-10	28 - 5
	14 - 24	64E-43131-01	22 - 15	6E5-43862-00	24 - 10		31 - 4	688-45214-02	29 - 11		30 - 7
67G-42546-00	20 - 5	64E-43139-02	23 - 1		24 - 14		31 - 21		31 - 11	6E5-45567-01-12	28 - 5
67G-42561-00	20 - 15	64D-43144-00	17 - 14	6G5-43863-00	25 - 10	6E5-44315-A0	28 - 31	688-45215-02	29 - 12		30 - 7
67G-42562-00	20 - 16	66T-43144-00	22 - 27	6E5-43864-00	24 - 20		30 - 33		31 - 12	6E5-45567-01-15	28 - 5
68V-42610-10-8D	1 - 1	6E5-43145-01	32 - 8	6G5-43864-00	24 - 19		40 - 7	6G5-45251-02	22 - 2		30 - 7
68V-42612-00-8D	1 - 18	6G5-43148-00	22 - 32	6G5-43865-00	25 - 35		40 - 29	68V-45300-12-8D	28 - 1	6E5-45567-01-18	28 - 5
68V-42613-00	1 - 15	6G5-43181-02	22 - 29	64E-43865-00	25 - 16	61A-44322-02	28 - 25	68V-45300-32-8D	28 - 1		30 - 7
68V-42615-00	1 - 22	6G5-43185-02	22 - 30	64E-43866-00	24 - 9		30 - 27	68W-45300-32-8D	30 - 1	6E5-45567-01-30	28 - 5
68V-42617-00	1 - 32	64E-43311-10-8D	22 - 22	64E-43867-00	24 - 8		40 - 24	6E5-45301-05-8D	28 - 2		30 - 7
68V-42619-00	1 - 33	64E-43311-20-8D	22 - 22	64E-43868-00	25 - 3	68V-44323-00	28 - 30		30 - 2	6E5-45567-01-40	28 - 5
68V-42628-00	1 - 20	682-43318-01	20 - 8	64E-43869-00	24 - 26		30 - 32	6E5-45318-00	26 - 21		30 - 7
68V-42629-00	1 - 17	61A-43376-00	23 - 7	64E-4387A-00	25 - 23		40 - 28	6E5-45321-00	28 - 13	6E5-45567-01-50	28 - 5
68V-42632-00	1 - 23	64E-4380F-00	25 - 33	6E5-43872-00	24 - 12	6E5-44352-01	28 - 28		30 - 15		30 - 7
68V-42634-00	1 - 24	64E-4380J-00	25 - 30	64E-43873-00	25 - 24		30 - 30	6E5-45331-00-94	28 - 34	68W-45570-10	30 - 63
68V-42647-00	1 - 2	68V-43800-01-4D	24 - 1	6E5-43874-01	24 - 21		40 - 27		30 - 36	68V-45571-00	28 - 60
67F-42649-00	1 - 11	64E-43802-00	25 - 8	64E-43875-00	25 - 25	68V-44361-10	29 - 2	6E5-45332-00-94	28 - 58	6E5-45576-00	28 - 61
68V-42651-00	1 - 5	64E-43805-00	25 - 37	64E-43879-00	25 - 27	68V-44361-30	29 - 2	6L6-45332-00-94	30 - 61	6L6-45576-00	30 - 64
68V-42652-00	1 - 8	64E-4381G-00	24 - 27	64E-43879-10	25 - 26		31 - 2	688-45341-10	28 - 7	6L6-45577-00-10	28 - 65
67F-42662-00	1 - 14	64E-43810-00	24 - 6	64E-4388E-00	24 - 25	6E5-44365-00	29 - 3		30 - 9		30 - 70
68V-42677-10	1 - 27	6E5-43814-02	24 - 13	64E-4388E-10	25 - 1		29 - 20	6E5-45344-00	28 - 40	6L6-45577-00-12	28 - 65
68V-42678-10	1 - 28	64E-43816-00	25 - 17	64E-4388J-00	24 - 3		31 - 3		30 - 42		30 - 70
68V-42681-10	1 - 30	64E-43817-00	24 - 5	68V-43880-01	25 - 28		31 - 20	6E5-45371-01	29 - 15	6L6-45577-00-15	28 - 65
68V-42682-10	1 - 31	64E-43817-10	25 - 19	64E-43883-00	24 - 11	6E5-44366-00	29 - 1	6L6-45371-00	31 - 15		30 - 70
68V-42710-01-8D	17 - 1	64E-43818-01	24 - 32	64E-43891-00	25 - 31		31 - 1	688-45375-00	29 - 10	6L6-45577-00-18	28 - 65

NUMERICAL INDEX
INDEX NUMERIQUE

PART NO. NO. PIECES	REF. NO.	PART NO. NO. PIECES	REF. NO.	PART NO. NO. PIECES	REF. NO.	PART NO. NO. PIECES	REF. NO.	PART NO. NO. PIECES	REF. NO.	PART NO. NO. PIECES	REF. NO.
6L6-45577-00-18	30 - 70	6E5-45956-00-EL	29 - 27	704-48219-00	36 - 56	703-48264-00	35 - 6	68V-8A360-00	8 - 2	68V-81948-00	14 - 22
6L6-45577-00-30	28 - 65	6L6-45970-00-98	31 - 27	703-48221-00	35 - 56	704-48264-00	36 - 9	68V-81145-00	7 - 32	68V-81949-00	14 - 15
	30 - 70	62A-45970-10	29 - 27	704-48221-00	36 - 77	703-48265-00	35 - 9	68V-81145-01	7 - 14	68V-8195B-01	14 - 14
6L6-45577-00-40	28 - 65	688-45970-03-98	29 - 27	703-48222-00	35 - 27	704-48265-00	36 - 4	68V-81146-01	7 - 12	68V-81950-00	14 - 5
	30 - 70	6L6-45972-00-98	31 - 27	704-48222-00	36 - 36	704-48266-00	36 - 10	68V-81147-00	7 - 18	704-81950-00	36 - 66
6L6-45577-00-50	28 - 65	62A-45972-10	29 - 27	703-48223-00	35 - 28	703-48268-00	35 - 5		8 - 8	68V-81953-00	14 - 8
	30 - 70	688-45972-02-98	29 - 27	703-48225-00	35 - 29	EL8-48271-00	36 - 24	68V-81315-00	15 - 21	68V-81960-00	13 - 14
6K1-45578-01-10	30 - 66	62A-45974-10	29 - 27	704-48225-00	36 - 48	703-48271-00	35 - 60	67F-8132G-01	15 - 1	6K1-81980-00	38 - 17
6K1-45578-01-12	30 - 66	688-45974-02-98	29 - 27	703-48226-00	35 - 26	EL8-48279-00	36 - 53	445-81328-20	12 - 7	68V-82105-00	14 - 1
6K1-45578-01-15	30 - 66	688-45976-01-98	29 - 27	703-48227-00	35 - 24	EL8-48281-00	36 - 13	67F-81332-00	12 - 16	6Y5-82117-00	37 - 17
6K1-45578-01-18	30 - 66	688-45978-60-98	29 - 27	704-48228-00	36 - 38	703-48281-00	35 - 31	67F-81337-01	12 - 19		37 - 26
6K1-45578-01-30	30 - 66	6E5-45987-01	29 - 22	704-48228-10	36 - 70	704-48281-00	36 - 15	63D-81345-20	12 - 5	6G5-82119-00	14 - 13
6K1-45578-01-40	30 - 66		31 - 22	704-48229-00	36 - 40	703-48282-00	35 - 32	68V-81410-00	12 - 4	703-82119-00	23 - 4
6K1-45578-01-50	30 - 66	688-45997-01	29 - 23	704-48229-10	36 - 68	704-48282-00	36 - 62	68V-81450-00	12 - 1	6E5-82148-00	22 - 6
6E5-45587-01-10	28 - 37		31 - 23	EL8-48231-00	36 - 27	704-48283-00	36 - 19	68V-81460-00	12 - 2		22 - 10
	30 - 39	67F-46241-00	5 - 17	EL8-48232-00	36 - 45	703-48284-00	35 - 52	68V-81673-00	12 - 8	66K-82149-00	22 - 26
6E5-45587-01-12	28 - 37	63D-48119-00	18 - 24	703-48232-00	35 - 62	704-48284-00	36 - 65	68V-81800-01	16 - 1	68V-82149-30	22 - 26
	30 - 39	704-48119-20	36 - 78	EL8-48233-00	36 - 60	704-48285-00	36 - 74	67F-81801-00	16 - 5	1E6-82151-00	37 - 16
6E5-45587-01-15	28 - 37	EL8-48127-00	36 - 25	EL8-48234-00	36 - 55	704-48286-00	36 - 75	67F-81807-00	16 - 10	67F-82151-00	14 - 33
	30 - 39	704-48128-00	36 - 71	703-48234-00	35 - 18	701-48287-00	35 - 42	67F-81808-00	16 - 8	67F-82151-10	14 - 34
6E5-45587-01-18	28 - 37	6A5-48129-10	36 - 12	703-48235-00	35 - 4	704-48287-00	36 - 22	67F-81809-00	16 - 19	68V-82310-00	13 - 5
	30 - 39	704-48144-00	36 - 57		36 - 61	703-48291-10	35 - 39	67F-81810-00	16 - 3	68V-82310-10	13 - 6
6E5-45587-01-30	28 - 37	703-48152-00	35 - 57	63D-48236-00	18 - 23	703-48293-10	35 - 41	67F-81813-00	16 - 6	6A0-82317-00	14 - 23
	30 - 39	EL8-48153-10	36 - 63	703-48236-00	35 - 16	701-48320-50	34 - 3	68V-8182L-00	7 - 16	68V-82317-00	13 - 2
6E5-45587-01-40	28 - 37	703-48153-00	35 - 3	63D-48237-00	18 - 27	701-48320-60	34 - 3	68F-81820-00	16 - 7	67F-82361-00	13 - 12
	30 - 39	63D-48154-00	18 - 12	63D-48238-00	18 - 29	701-48320-80	34 - 3	67F-81821-00	16 - 13	67F-82362-00	13 - 13
6E5-45587-01-50	28 - 37	704-48156-00	36 - 72	703-48238-00	35 - 22	67G-48321-10	18 - 36	6K7-81826-10	16 - 24	68V-82377-00	17 - 48
	30 - 39	EL8-48158-00	36 - 31		36 - 44	663-48344-00	21 - 3	67F-81828-00	16 - 25	68V-82380-00	7 - 17
6E5-45611-01	28 - 48	EL8-48164-00	36 - 46	EL8-48241-00	36 - 28		21 - 28	67F-8183R-00	16 - 16	68V-82388-00	13 - 10
68W-45611-00	30 - 51	704-48166-00	36 - 64	704-48242-00	36 - 47	703-48345-01	35 - 19	67F-8183T-00	16 - 18	68V-82504-00	15 - 20
68V-45631-01	28 - 56	704-48176-10	36 - 58	703-48243-00	35 - 15		36 - 21	67F-81830-00	16 - 17	6K1-82510-06	38 - 3
	30 - 59	704-48178-00	36 - 76	EL8-48244-00	36 - 34	701-48350-00	34 - 3	67F-81832-00	16 - 11	67G-82510-50	19 - 9
6E5-45633-01	28 - 57	703-48189-00	35 - 17	703-48244-00	35 - 21	701-48350-20	34 - 3	67F-81836-00	16 - 12	703-82510-43	35 - 44
	30 - 60	EL8-48191-00	36 - 18	EL8-48245-00	36 - 35	703-48358-00	35 - 20	67F-81839-00	16 - 21	63D-8252E-01-4D	19 - 11
6E5-45634-01	28 - 50	703-48192-00	36 - 59	703-48245-00	35 - 11		36 - 26	68F-81840-00	16 - 4	63D-8252F-01-4D	19 - 12
	30 - 53	704-48192-00	36 - 49	701-48246-00	36 - 5	68V-48511-00-8D	23 - 34	67F-81841-00	16 - 14	703-82531-00	35 - 46
6E5-45641-02	30 - 52	704-48193-00	36 - 54	703-48246-00	35 - 23	67G-48531-00	18 - 37	67F-81842-00	16 - 20		37 - 27
6K1-45641-01	28 - 49	703-48198-00	35 - 14	701-48248-00	35 - 13	63D-48538-00	18 - 43	67F-81846-00	16 - 26	68V-82532-00	14 - 16
6L6-45930-01-98	31 - 27	703-48205-17	34 - 1		36 - 43	66R-48538-00	18 - 41	67F-81850-00	16 - 2	688-82540-11	19 - 4
688-45930-02-98	29 - 27		35 - 1	EL8-48251-00	36 - 3	67F-48538-00	21 - 1	67F-81857-00	16 - 9	703-82540-00	35 - 50
688-45932-60-98	29 - 27	704-48207-23	34 - 2	703-48252-00	35 - 12	6E5-61301-01	33 - 1	67F-81869-00	16 - 23	704-82540-10	36 - 11
6E5-45941-00-EL	29 - 27		36 - 1	EL8-48254-00	36 - 29	6E5-61303-00	33 - 5	67F-81891-00	16 - 15	68F-82553-80	37 - 18
6E5-45943-00-EL	29 - 27	703-48211-01	35 - 61	EL8-48259-00	36 - 7	6E5-61311-11	33 - 3	68V-81919-00	14 - 40	68F-82553-90	37 - 18
6E5-45945-01-EL	29 - 27	703-48212-00	35 - 58	67G-48261-00	18 - 17	6E5-61313-00	33 - 2	68V-81919-10	14 - 41	67G-82554-01	19 - 5
6E5-45947-00-EL	29 - 27	703-48213-00	35 - 59	703-48261-01	35 - 2	6E5-61315-00	33 - 4	68F-81925-00	16 - 28	62Y-82555-00	19 - 6
6E5-45949-00-EL	29 - 27	703-48215-00	35 - 43	704-48261-00	36 - 17	6E5-61350-02	32 - 1	68V-8194A-00	14 - 7	682-82556-00	19 - 22
6E5-45952-00-EL	29 - 27	704-48215-10	36 - 14	704-48262-00	36 - 8	6E5-61351-01	32 - 2	68V-81941-01	16 - 22		35 - 48
6E5-45954-00-EL	29 - 27	703-48219-00	35 - 30	702-48263-00	36 - 52	6E5-61355-00	32 - 5	68V-81942-00	14 - 30		38 - 6

**NUMERICAL INDEX
INDEX NUMERIQUE**

PART NO. NO. PIECES	REF. NO.	PART NO. NO. PIECES	REF. NO.	PART NO. NO. PIECES	REF. NO.	PART NO. NO. PIECES	REF. NO.	PART NO. NO. PIECES	REF. NO.	PART NO. NO. PIECES	REF. NO.
63D-82563-10	15 - 22	6Y5-83557-10	37 - 19	90109-06M86	17 - 33	90170-40003	5 - 24	90206-22M19	28 - 22	90430-08143	39 - 2
67G-82563-00	19 - 25	6Y5-83557-31	37 - 11		21 - 2	90171-18M04	29 - 25		28 - 24	90430-14M09	27 - 4
703-82563-02	35 - 55	6E5-83558-00	29 - 18	90109-12M37	23 - 29		31 - 25	90249-06M19	22 - 33		40 - 20
704-82563-E0	36 - 69		31 - 18	90109-14MA7	23 - 21	90179-06M28	1 - 19	90250-08M07	28 - 55	90430-14115	2 - 7
704-82563-F0	36 - 73	6E5-83558-10	28 - 12	90116-10175	18 - 65		21 - 34		30 - 58		39 - 6
704-82563-31	36 - 39		30 - 14		23 - 35	90179-08003	16 - 27	90269-02M09	18 - 6	90430-18130	2 - 15
6E3-8257H-00	17 - 50	6Y5-83570-S5	37 - 7	90119-06MA2	2 - 23	90179-24002	12 - 15	90280-04M05	28 - 29		39 - 12
689-8257Y-00	19 - 23	6K1-83614-01	38 - 7	90119-06MA4	2 - 17	90185-05002	29 - 14		30 - 31	90445-07ME8	28 - 11
6K1-82570-07	38 - 1	67F-83614-00	15 - 24	90119-06ME1	6 - 17		31 - 14		40 - 32	90445-07ME9	28 - 11
6K1-82571-01	38 - 2	6K1-83623-41	12 - 27	90119-06M10	28 - 16	90185-08057	20 - 14	90280-04M08	12 - 13		30 - 13
6K1-82575-00	38 - 5	6K1-83623-50	12 - 28		30 - 18	90185-09M01	32 - 6	90280-04008	5 - 25	90445-076K2	29 - 17
688-82575-01	35 - 47	6A1-83625-41	12 - 25	90119-06M49	6 - 13		33 - 11	90282-04010	28 - 67		31 - 17
69W-82575-00	19 - 21	6A1-83625-51	12 - 26	90119-06M59	13 - 4	90185-10M14	20 - 9		30 - 71	90445-10M18	1 - 35
676-82577-00	19 - 10	68V-83626-00	4 - 37		14 - 25	90185-10051	18 - 66	90340-08002	28 - 6	90445-13M11	10 - 15
703-82577-00	35 - 45	64E-83672-02	23 - 3	90119-06M82	6 - 16		23 - 36		30 - 8	90445-13M27	10 - 4
	38 - 4	6Y5-83728-00	37 - 12	90119-06M83	10 - 29	90185-12M12	18 - 63	90340-14M06	2 - 6	90445-15M03	5 - 20
6K1-8258A-40	38 - 22	63D-83728-00	19 - 28	90119-06M92	12 - 22		23 - 33		27 - 3	90446-24M79	19 - 1
61B-8258A-01	38 - 23	72X-85075-L0	25 - 21	90119-07234	4 - 7	90185-22M11	22 - 20	90340-18M09	2 - 14	90447-07007	14 - 36
688-8258A-20	35 - 49	689-85547-00	10 - 1	90119-07235	4 - 5	90201-06M31	21 - 43	90344-51019	4 - 4	90447-10003	14 - 35
68F-82582-00	16 - 29	68V-85548-00	14 - 28		10 - 35	90201-06068	17 - 12	90386-06M12	21 - 16	90464-06001	13 - 11
63D-82586-00	19 - 32	68D-85580-00	12 - 3	90119-08M14	28 - 33	90201-08M01	20 - 3	90386-08032	18 - 10	90464-12M58	14 - 27
6E5-82587-00	15 - 23	6Y5-85752-01	37 - 24		30 - 35	90201-08M12	10 - 33	90386-10M16	22 - 31	90464-20258	17 - 47
6E5-82588-00	17 - 26	68V-85753-00	15 - 15		40 - 31	90201-08M14	24 - 30	90386-12M93	18 - 61	90465-06M86	15 - 18
61A-82588-01	21 - 7		39 - 8	90119-08M22	17 - 2	90201-09M02	21 - 20	90386-15M73	17 - 10	90465-08M23	17 - 28
68V-82588-00	15 - 5	67F-85757-00	15 - 14	90119-08M58	26 - 30	90201-10M02	21 - 31	90386-22M98	22 - 38	90465-08M63	1 - 36
68F-8259F-00	21 - 6	67F-85790-00	15 - 13	90119-08M66	2 - 5		21 - 41		24 - 33		22 - 23
68V-8259M-00	15 - 4	6K1-85830-01	38 - 12	90119-08M68	6 - 2	90201-10M20	32 - 7	90386-25M31	22 - 18	90465-11M10	2 - 32
68V-8259N-00	7 - 33	68V-85885-00	7 - 15	90119-08M74	20 - 2	90201-10M76	20 - 10	90386-26MA3	18 - 49		6 - 7
68V-82590-10	14 - 32	65L-85886-00	6 - 18	90119-08M91	4 - 20		33 - 8	90386-38M32	23 - 12		8 - 29
704-82590-10	36 - 67	68V-8591A-11	13 - 1	90119-10M06	5 - 15	90201-12M05	22 - 42	90386-90M90	21 - 19		10 - 3
703-82591-00	35 - 53	6Y5-87122-S0	37 - 14	90119-10M08	26 - 19	90201-12M09	23 - 31	90387-06M21	21 - 33		10 - 10
703-82592-00	35 - 54		37 - 22	90119-10M72	5 - 22	90201-13M01	22 - 41		21 - 37		10 - 27
68V-82594-00	14 - 26	9E450-04433	37 - 2	90119-10M88	2 - 4	90201-15M58	23 - 20	90387-06M43	17 - 45		15 - 9
703-82594-00	35 - 25	9E450-04533	37 - 3	90119-10M89	29 - 8	90201-16M55	23 - 19	90387-06M64	27 - 12		17 - 38
704-82594-00	36 - 37	90101-09M70	33 - 9		31 - 8	90201-22M01	28 - 21	90387-06M71	12 - 20		22 - 21
688-83383-11	19 - 34	90101-12M05	22 - 40	90149-05M05	38 - 18		30 - 23	90387-08M32	6 - 3		23 - 6
	38 - 11	90101-12M09	18 - 57	90149-05M13	18 - 7	90201-24014	12 - 14	90387-08M37	17 - 4		29 - 19
703-83383-02	35 - 51	90105-10M00	29 - 16	90152-05M07	29 - 13	90201-26M00	30 - 50	90387-10M05	22 - 34		31 - 19
6H5-83386-00	19 - 35		31 - 16		31 - 13	90201-26M59	22 - 19	90387-10M08	4 - 18		37 - 13
6Y5-8350F-00	37 - 21	90105-10M89	4 - 19	90158-06002	37 - 25	90201-30M92	28 - 66	90387-10M61	32 - 3		37 - 20
6Y5-8350T-02	37 - 1	90109-06M80	17 - 15	90159-06M18	18 - 47	90201-38M60	23 - 10	90387-12M02	18 - 60	90465-12M03	6 - 9
6Y5-83500-S5	37 - 6		17 - 29	90159-06M28	17 - 42	90202-07M07	21 - 13	90401-20145	2 - 40	90465-13M11	19 - 24
6Y5-83533-T2	37 - 10		17 - 43	90159-06M29	4 - 30	90202-32M19	23 - 18	90430-06014	8 - 25	90465-13M18	6 - 22
6H5-83553-11	19 - 31	90109-06M81	17 - 27	90167-06002	17 - 32	90202-40M47	23 - 13		39 - 18		15 - 8
6Y5-83553-F1	37 - 23	90109-06M82	17 - 8	90170-09M05	33 - 10	90206-10M04	21 - 32	90430-08020	28 - 8	90465-13M24	19 - 29
6Y5-83553-M0	37 - 15		17 - 18	90170-14M06	33 - 6		21 - 42		30 - 10	90465-13M30	19 - 30
6Y5-83553-00	37 - 15	90109-06M86	15 - 25	90170-16M01	28 - 45	90206-12M22	18 - 59		40 - 2	90467-20M15	2 - 33
6K3-83557-00	19 - 2		17 - 21		30 - 47	90206-15M18	17 - 11	90430-08143	4 - 16		6 - 8

NUMERICAL INDEX
INDEX NUMERIQUE

PART NO. NO. PIECES	REF. NO.	PART NO. NO. PIECES	REF. NO.	PART NO. NO. PIECES	REF. NO.	PART NO. NO. PIECES	REF. NO.	PART NO. NO. PIECES	REF. NO.	PART NO. NO. PIECES	REF. NO.
90468-10005	18 - 39	92990-05600	38 - 21	92995-06600	18 - 52	93210-19MJ1	27 - 29	93430-06024	35 - 10	97027-06025	27 - 10
	18 - 44	92990-06100	1 - 3		18 - 54		40 - 12		36 - 6	97075-06020	2 - 26
90468-18008	21 - 4		1 - 12		19 - 8	93210-24M79	4 - 36	93501-04M02	21 - 25		4 - 10
	21 - 14		38 - 15		19 - 16		39 - 3	93503-16003	28 - 54	97075-06025	21 - 23
	21 - 29	92990-06300	36 - 51		19 - 18	93210-30682	10 - 28		30 - 57		27 - 5
90480-12072	2 - 11	92990-06600	22 - 12		19 - 20		39 - 16	93507-32009	28 - 52	97075-06030	26 - 11
	4 - 25		26 - 25		19 - 27	93210-32738	10 - 8		30 - 55	97075-06070	26 - 7
90480-13M24	17 - 44		38 - 16		21 - 11	93210-37MH7	23 - 11	93511-32017	28 - 53	97075-08025	2 - 29
90480-15M31	12 - 21	92990-08600	35 - 34		21 - 24	93210-37160	28 - 27		30 - 56		4 - 13
90480-20M05	2 - 20	92990-12200	18 - 58		21 - 40		30 - 29	93604-12M07	27 - 28	97075-10040	23 - 25
90480-22M15	17 - 3	92990-12600	18 - 62		22 - 8		40 - 6	93605-10108	5 - 13	97075-10045	29 - 6
90501-11M10	28 - 19	92990-18200	29 - 24		26 - 8		40 - 26	93606-12019	2 - 3		31 - 6
	30 - 21		31 - 24		26 - 12	93210-48MG8	7 - 27		27 - 7	97080-08016	24 - 31
90501-12082	21 - 26	92995-04100	21 - 9		26 - 29		39 - 15		28 - 32	97095-06010	8 - 24
90501-16M11	2 - 19	92995-06100	12 - 11		27 - 6	93210-48MJ9	6 - 15		30 - 34		14 - 10
90501-16M37	28 - 51		13 - 8		27 - 27		39 - 19		40 - 30		14 - 17
	30 - 54		13 - 16	92995-08100	22 - 17	93210-55M14	28 - 39	93606-19M23	26 - 13		15 - 19
90501-23215	18 - 9		13 - 19	92995-08600	2 - 30		30 - 41	93608-12M05	29 - 5		22 - 7
90506-14M24	22 - 36		14 - 11		4 - 14		40 - 9		31 - 5		22 - 28
90506-16M34	17 - 16		14 - 18		6 - 21	93210-58144	28 - 14	93608-16M16	26 - 3		26 - 28
90506-16M39	5 - 19		14 - 38		18 - 31		30 - 16		26 - 20	97095-06012	1 - 6
90560-12M01	32 - 4		15 - 11		20 - 13		40 - 3	93700-06M03	22 - 13		1 - 9
91490-20010	18 - 14		21 - 39		28 - 42	93210-86M38	28 - 26		22 - 24		6 - 10
91490-20015	21 - 21		22 - 5		30 - 44		30 - 28	94702-00400	4 - 38		15 - 6
91490-40030	29 - 26	92995-06600	1 - 7	92995-10100	23 - 26		40 - 5	95333-08600	16 - 32	97095-06014	18 - 34
	31 - 26		1 - 10		29 - 7		40 - 25	95380-04600	37 - 5		18 - 38
91609-25014	10 - 32		2 - 10		31 - 7	93210-86M39	28 - 64		37 - 9		18 - 42
91690-30020	22 - 35		2 - 27	92995-14600	23 - 23		30 - 69	95380-05600	35 - 7		19 - 7
91690-30025	18 - 20		2 - 37	93101-28M16	28 - 35		40 - 11		36 - 23	97095-06016	10 - 13
91690-50014	6 - 4		4 - 11		30 - 37	93306-208U0	28 - 59		38 - 10		15 - 2
91809-08006	4 - 6		4 - 28		40 - 8	93315-345W0	30 - 4		38 - 19		15 - 16
	10 - 36		4 - 34	93101-30M17	28 - 63	93315-425U7	28 - 47	95380-05700	7 - 30		17 - 13
92780-06020	36 - 30		6 - 11		30 - 68		30 - 49	95380-06600	1 - 4	97095-06020	2 - 9
92903-06100	14 - 3		10 - 14		40 - 10	93315-430U8	28 - 62		1 - 13		13 - 18
92903-06600	14 - 4		12 - 12	93101-48002	3 - 3	93315-628U9	28 - 3		1 - 16		14 - 37
	14 - 21		12 - 18		39 - 11		30 - 3		17 - 41		15 - 10
92903-08100	16 - 33		13 - 9	93102-08M43	25 - 36	93317-330U2	28 - 36		18 - 13		19 - 17
92903-08600	16 - 31		13 - 17	93102-38M59	5 - 16		30 - 38		35 - 40	97095-06025	2 - 36
92903-10600	18 - 8		13 - 20		39 - 5	93317-330U5	30 - 67		36 - 42		4 - 33
92907-04600	4 - 24		14 - 12	93102-48009	3 - 2	93332-000U7	28 - 4		38 - 14		13 - 7
92907-06600	27 - 11		14 - 19		39 - 10	93332-000V7	30 - 62	95380-08600	10 - 12		13 - 15
92990-04100	37 - 4		14 - 39	93106-09014	28 - 15	93341-360U8	30 - 5	95380-12600	22 - 43		19 - 15
	37 - 8		15 - 3		30 - 17	93341-440U5	30 - 65	95380-14600	23 - 22	97095-06030	4 - 27
92990-05100	38 - 9		15 - 7		40 - 4	93341-930V2	28 - 38	95380-14700	33 - 7		12 - 10
	38 - 20		15 - 12	93210-09165	21 - 18		30 - 40	95780-10300	23 - 8		18 - 32
92990-05200	1 - 25		15 - 17		40 - 17	93410-22M11	22 - 39	97013-06020	14 - 2		19 - 19
	1 - 38		18 - 33	93210-10M74	24 - 4	93410-37M04	23 - 15		14 - 20		22 - 4
92990-05300	36 - 41		18 - 35	93210-16275	32 - 9	93420-36M01	26 - 22	97013-08045	16 - 30	97095-06035	21 - 38

NUMERICAL INDEX
INDEX NUMERIQUE

PART NO. NO. PIECES	REF. NO.	PART NO. NO. PIECES	REF. NO.	PART NO. NO. PIECES	REF. NO.	PART NO. NO. PIECES	REF. NO.	PART NO. NO. PIECES	REF. NO.
97095-06040	21 - 10								
97095-06045	27 - 26								
97095-08014	4 - 15								
97095-08020	6 - 20								
	22 - 16								
97095-08025	20 - 12								
	28 - 41								
	30 - 43								
97095-08040	18 - 30								
97380-05025	35 - 8								
97380-06018	36 - 20								
97380-08030	35 - 33								
97575-08445	23 - 28								
97575-08540	6 - 1								
	26 - 2								
97607-04112	12 - 6								
97607-04310	25 - 32								
97780-50620	1 - 37								
97780-50625	1 - 26								
97780-60525	23 - 2								
97780-60620	14 - 9								
	14 - 29								
97780-60625	14 - 6								
97880-06012	22 - 11								
97880-06016	26 - 24								
97885-04016	21 - 8								
97885-06010	12 - 17								
97885-06016	18 - 53								
	19 - 26								
	23 - 5								
97885-06040	18 - 51								
97890-05016	36 - 2								
97890-05025	36 - 16								
97890-06018	36 - 50								
98507-04008	4 - 23								
98580-03015	35 - 38								
98580-04006	35 - 36								
	36 - 32								
98580-04010	35 - 35								
98580-05010	35 - 37								
98780-05018	36 - 33								
98785-05014	18 - 28								
98980-05010	38 - 8								
98980-06020	38 - 13								
99001-08600	28 - 18								
	30 - 20								
99530-08012	12 - 9								
99530-10114	7 - 26								

F115A/FL115A
PARTS CATALOGUE
©2002 by Yamaha Motor Co., Ltd.
1st Edition, Jul. 2002
All rights reserved.
Any reprinting or unauthorized use
without the written permission of
Yamaha Motor Co., Ltd.
is expressly prohibited.

F115A/FL115A
CATALOGUE DE PIECES DETACHEES
©2002 Yamaha Motor Co., Ltd.
1ère Edition, Juil. 2002
Tous droits réservés.
Toute réimpression ou utilisation
sans la permission écrite de la
Yamaha Motor Co., Ltd.
est formellement interdite.